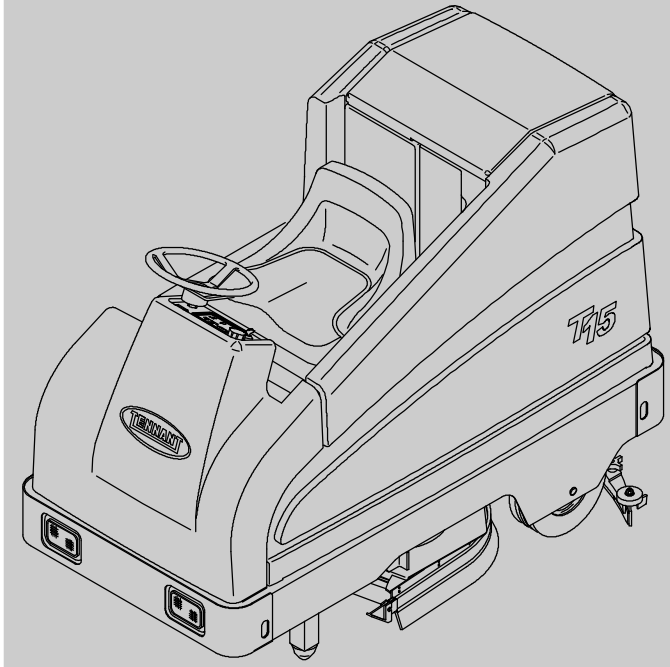
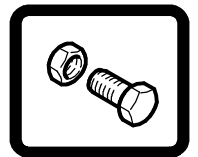




T15

Rider Scrubber Parts Manual



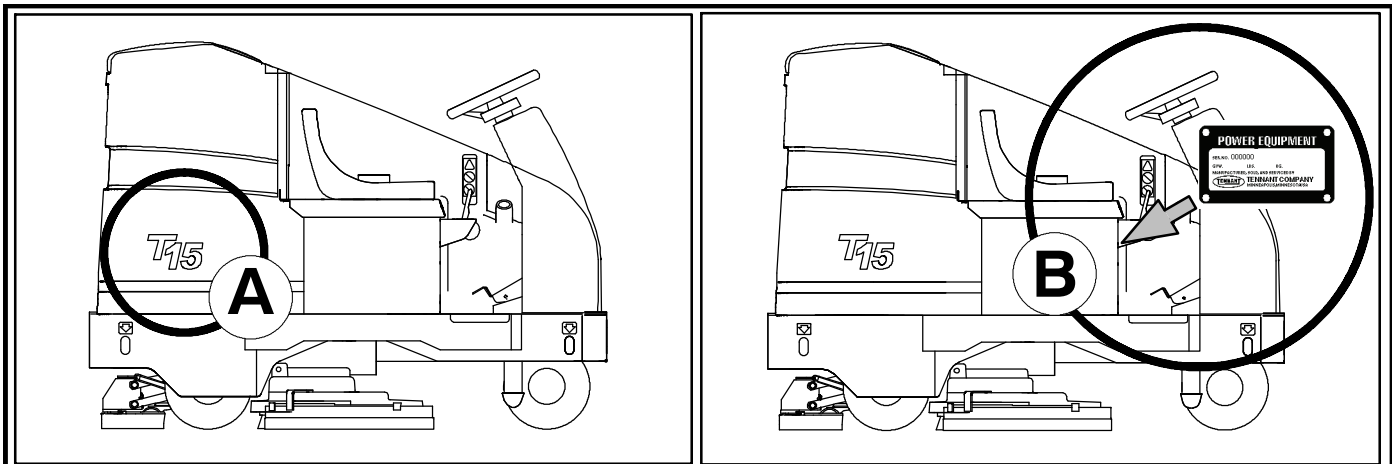
FAST
Foam Scrubbing Technology[®]
The Safe Scrubbing Alternative[®]

North America / International

www.tennantco.com

331551
Rev. 01 (03-2008)





Ref	Part No.	Serial Number	Description	Qty.
1	82681	(000000-)	Bracket W/dt, Lpg Mount	1
2	63810	(000000-)	Latch Assy, Lpg Tank Mtg, W/Nut	4
3	51839	(000000-)	Nut Adjustable, Lpg Tank Mtg	2
4	49263	(000000-)	Tie, Cable	3
5	82556	(000000-001039)	Bracket, Vaporizer	1
6	54930	(000000-)	Vaporizer, LPG	1

HOW TO ORDER PARTS - See diagram above

Only use TENNANT Company supplied or equivalent parts. Parts and supplies may be ordered online, by phone, by fax or by mail.

Follow the steps below to ensure prompt delivery.

1. **(A)** Identify the machine model.
2. **(B)** Identify the machine serial number from the data plate.
3. **(C)** Ensure the proper serial number is used from the parts list.
4. Identify the part number and quantity. Do not order by page or reference numbers.
5. Provide your name, company name, customer ID number, billing and shipping address, phone number and purchase order number.
6. Provide detail shipping instructions.

(D) ▽ - Identifies an assembly
 ▲ - Identifies parts included in assembly

EN

Please fill out at time of installation for future reference.

Model No. - _____

Serial No. - _____

Machine Options - _____

Sales Rep. - _____

Sales Rep. phone no. - _____

Customer ID Number - _____

Installation Date - _____

Tennant Company
 PO Box 1452
 Minneapolis, MN 55440
 Phone: (800) 553-8033 or (763) 513-2850
 www.tennantco.com

ES, Pre-Sweep, FaST-PAK, Smart Release, Touch-N-Go Control Panel, 1-Step, and Lower Total Cost of Ownership are US registered and unregistered trademarks of Tennant Company.

Specifications and parts are subject to change without notice.
 Copyright © 2007, 2008 TENNANT Company, Printed in U.S.A.

CN	<p>如何订购部件 - 参见下表</p> <p>仅使用 TENNANT 公司提供的或同等部件。部件和供应可以在线订购，通过电话、传真或邮件订购。请遵循下面的步骤确保及时交付。</p> <ol style="list-style-type: none"> 1. (A) 确定机器型号。 2. (B) 从数据标签确定机器序列号。 3. (C) 确保使用部件列表中的正确序列号。 4. 确定部件号和数量。 不要按页面或参考编号订购。 5. 提供您的姓名、公司名称、客户 ID 号、付帐和送货地址、电话号码和采购单编号。 6. 提供详细的送货说明。 <hr/> <p>(D) ▽ - 确定组件 ▲ - 确定组件中包含的组件</p>	<p>请在安装时填写供未来参考。</p> <p>型号 - _____</p> <p>序列号 - _____</p> <p>机器选项 - _____</p> <p>销售代表 - _____</p> <p>销售代表电话号码 - _____</p> <p>客户 ID 编号 - _____</p> <p>安装日期 - _____</p>
-----------	--	--

ES	<p>CÓMO SOLICITAR PIEZAS - Consulte el diagrama anterior.</p> <p>Utilice sólo las piezas suministradas por TENNANT Company o piezas equivalentes. Puede solicitar las piezas a través de internet, por teléfono, por fax o por correo.</p> <p>Siga los siguientes pasos para que la entrega sea rápida.</p> <ol style="list-style-type: none"> 1. (A) Indique el modelo de máquina. 2. (B) Indique el número de serie de la etiqueta de datos. 3. (C) Asegúrese de que indica el número de serie correcto de la lista de piezas. 4. Indique la cantidad y el número de la pieza. No realice el pedido indicando el número de página o el de referencia. 5. Incluya su nombre, el nombre de la empresa, el ID de cliente, las direcciones de envío y facturación, el número de teléfono y el número del pedido de compra. 6. Facilite instrucciones de envío. <hr/> <p>(D) ▽ - identifica un conjunto ▲ - identifica piezas de un conjunto</p>	<p>Rellene estos datos cuando realice la instalación para utilizarlos como referencia en el futuro.</p> <p>Nº modelo - _____</p> <p>Nº serie - _____</p> <p>Opciones de la máquina - _____</p> <p>Vendedor - _____</p> <p>Nº teléfono vendedor - _____</p> <p>Nº cliente - _____</p> <p>Fecha de instalación - _____</p>
-----------	--	---

FR	<p>COMMENT COMMANDER DES PIÈCES DÉTACHÉES - Voir le schéma ci-dessus.</p> <p>Utilisez uniquement des pièces fournies par la société TENNANT ou équivalentes. Les pièces et fournitures peuvent être commandées en ligne, par téléphone, fax, ou par courrier.</p> <p>Suivez les étapes ci-dessous pour assurer une livraison rapide.</p> <ol style="list-style-type: none"> 1. (A) Identifiez le modèle de la machine. 2. (B) Identifiez le numéro de série de la machine, à partir de l'étiquette signalétique. 3. (C) Assurez-vous que le numéro de série correct est utilisé à partir de la liste de pièces détachées. 4. Identifiez le numéro de pièce et la quantité. Ne commandez pas par page ou numéros de référence. 5. Fournissez votre nom, le nom de votre société, votre numéro d'identification de client, l'adresse de facturation et d'expédition, le numéro de téléphone et le numéro du bon de commande. 6. Fournissez des instructions d'expédition détaillées. <hr/> <p>(D) ▽ - identifie un assemblage ▲ - identifie les pièces composant l'assemblage</p>	<p>A remplir au moment de l'installation à titre de référence.</p> <p>Nº du modèle - _____</p> <p>Nº de série - _____</p> <p>Options de la machine - _____</p> <p>Agent commercial - _____</p> <p>Nº tél. de l'agent commercial - _____</p> <p>Numéro d'identification client - _____</p> <p>Date d'installation - _____</p>
-----------	--	---

JP	<p>パーツの発注方法 ? 上記の図を参照してください</p> <p>TENNANT社製のパーツまたは同等品のみをお使いください。パーツやサプライ品のご注文は、オンライン、電話、FAX、または手紙でお願いいたします。確実にお届けできるように、以下の情報お知らせください。</p> <ol style="list-style-type: none"> 1. (A) 製品のモデル名をお知らせください。 2. (B) 製品のデータラベルに印刷されているシリアル番号をお知らせください。 3. (G) パーツリストを参照して、シリアル番号が正しいかご確認ください。 4. パーツ番号と数量をお知らせください。マニュアル/カタログのページ番号や参照番号でのご注文はご遠慮ください。 5. お客様のお名前、会社名、顧客ID番号、請求/発送先住所、電話番号、注文書番号をお知らせください。 6. 発送に関するご希望があれば、明記してください。 <hr/> <p>(D) ▽ - アセンブリを示します ▲ - アセンブリに含まれるパーツを示します</p>	<p>後日確認できるように、設置時に記入してください。</p> <p>モデルNo. - _____</p> <p>シリアルNo. - _____</p> <p>製品のオプション - _____</p> <p>販売代理店 - _____</p> <p>販売代理店の電話番号 - _____</p> <p>顧客ID番号 - _____</p> <p>設置日 - _____</p>
-----------	---	---

GENERAL RECOMMENDED MAINTENANCE

General Recommended Maintenance Items

Ref.	Part No.	Serial Number	Description	Qty.
	223606	(000000-) Blade, Sqge, Front, 47.41l Rbr [900mm]	1
	222415	(000000-) Blade, Sqge, Rear, 49.37l Linatex[900mm]	1
▽	223608	(000000-) Blade Kit, Sqge, Rbr [900mm]	1
▲	223607	(000000-) Blade, Sqge, Front, 47.41l Rbr [36"]	1
▲	222416	(000000-) Blade, Sqge, Rear, 49.37l Gum [36"]	1
▽	222433	(000000-) Sqge Kit, Ure [900mm]	1
▲	222434	(000000-) Blade, Sqge, Front, 47.41l Oil-Rstn[36"]	1
▲	222435	(000000-) Blade, Sqge, Rear, 49.37l Pyu [36"]	1
	223593	(000000-) Caster, Swivel, 2.5d 1.3w, .50-13 Stem	2
	82138	(000000-) Nut, Spd, Clip, .25-20 [.025-.150]	2
	223568	(000000-) Deflector, Water	2
	86859	(000000-) Squeegee Assy, Side [Linatex]	2
	223519	(000000-) Skirt, Rbr, .12, 03.75w 37.64l, 06/ SI	1
	223520	(000000-) Skirt, Rbr, .12, 03.75w 28.00l, 04/ SI	1
	86865	(000000-) Guide, Sqge, Side	1
	223532	(000000-) Filter Assy, Panl, Scrbr	1
	1024692	(000000-) Seal, Tank, Recvy	1
	223228	(000000-) Hose Assy, W/1cuff, 1.5d 063l 1.5/	1
	1031699	(000000-) Gasket, 4.05id 5.29od .19 [Buna]	2
	223264	(000000-) Seal, Rbr, Clsd, 0.25, 5.8d 03.3h	1
	223525	(000000-) Seal, Fan	1
	377505	(000000-) Belt Kit, Drive, Brush, F/222201, Replmt	1
	223569	(000000-) Gasket, Shield	1
	223623	(000000-) Strip, Retainer, Skirt, Front, Lh	2
	223669	(000000-) Strip, Retainer, 0.12 01.00w 19.0l	1
	1035030	(000000-) Seal, Celr Rbr, .75, 01.50w 17.00l, Adh	1
	1035032	(000000-) Seal, Celr Rbr, .50, 01.00w 11.50l, Adh	1
	1035033	(000000-) Seal, Celr Rbr, .50, 01.00w 07.00l, Adh	1
	1017015	(000000-) Detergent, Pkg, 2 Liter, Sgl [365]	-
	1017022	(000000-) Detergent, Pkg, 2 Liter, Sgl [665]	-
	9002021	(000000-) Detergent, 2 Liter [Fast 965]	-

SECTION 2

Contents	Page
Fig. 1 - Replacement Brushes, 900 mm (36 in) .	2-2
Fig. 2 - Main Frame Group	2-4
Fig. 3 - Seat Group	2-6
Fig. 4 - Steering Group	2-8
Fig. 5 - Instrument Panel Group	2-10
Fig. 6 - Electrical Panel Group	2-12
Fig. 7 - Front Drive Wheel Group	2-16
Fig. 8 - Directional and Brake Pedals Group . .	2-18
Fig. 9 - Rear Wheel Group	2-20
Fig. 10 - Scrub Head Lift Group	2-22
Fig. 11 - Disk Scrub Head Drive Motor Group, 900 mm (36 in)	2-24
Fig. 12 - Disk Scrub Head Squeegee Group, 900 mm (36 in)	2-26
Fig. 13 - Cylindrical Scrub Head Frame Group, 900 mm (36 in)	2-28
Fig. 14 - Cylindrical Scrub Head Drive Motor Group, 900 mm (36 in)	2-30
Fig. 15 - Cylindrical Scrub Head Squeegee Group, 900 mm (36 in)	2-32
Fig. 16 - Recovery Tank Group	2-34
Fig. 17 - Vacuum Fan Kit, Single	2-36
Fig. 18 - Solution Tank Group	2-38
Fig. 19 - Solution Control Group	2-40
Fig. 20 - FaST Air Pump and Detergent Group (000000-015437)	2-42
Fig. 21 - FaST Solution Pump Group (000000-015437)	2-44
Fig. 22 - FaST Foam Filter Group, Disk Scrub Head, 900mm (36 in) (000000-015437)	2-46
Fig. 23 - FaST Foam Filter Group, Cylindrical Scrub Head, 900mm (36 in) (000000-015437)	2-48
Fig. 24 - FaST Electrical Panel Group (000000-015437)	2-50
Fig. 25 - FaST Wire Harness Group (000000-015437)	2-52
Fig. 26 - FaST Electrical Schematic (000000-015437)	2-53
Fig. 27 - FaST Solution Pump Group (015438-)	2-54
Fig. 28 - FaST Solution Supply Group, Disk Scrub Head (015438-) . . .	2-56
Fig. 29 - FaST Solution Supply Group, Cylindrical Scrub Head (015438-)	2-58
Fig. 30 - Battery Cable Group	2-60
Fig. 31 - Rear Squeegee Lift Group	2-62
Fig. 32 - Rear Squeegee Linkage Group	2-64
Fig. 33 - Rear Squeegee Group, 900 mm (36 in)	2-66
Fig. 34 - Electrical Schematic	2-68
Fig. 35 - Wire Harnesses Group	2-70
Fig. 36 - Label Group	2-75

Fig. 1 - Replacement Brushes, 900 mm (36 in)

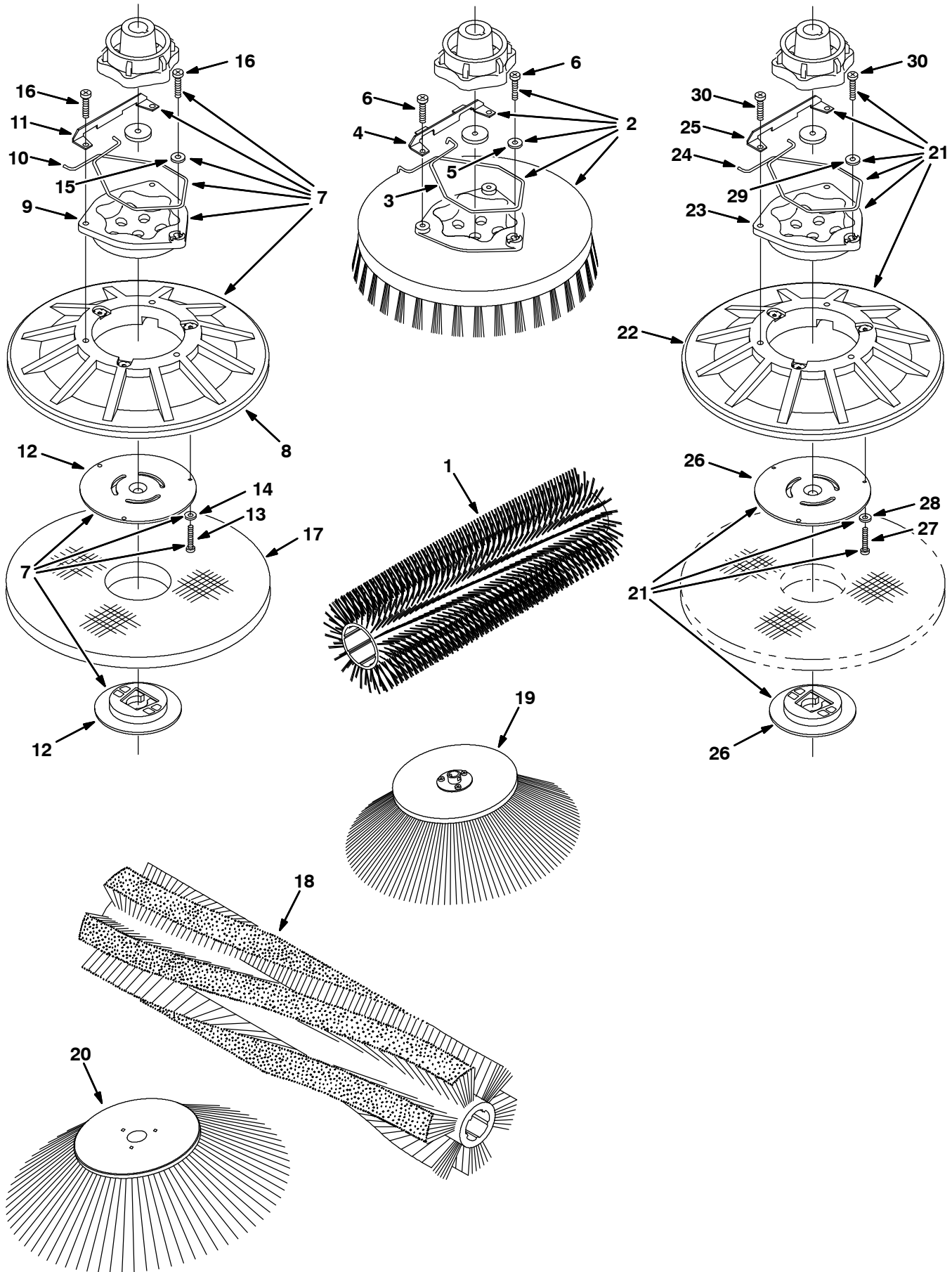


Fig. 1 - Replacement Brushes, 900 mm (36 in)

Ref.	Part No.	Serial Number	Description	Qty.	
1	222310	(000000-) Brush, Scb, 36l, Polypropylene Grout	2	
1	374043	(000000-) Brush, Scb, 36l, Polypropylene	2	
1	222311	(000000-) Brush, Scb, 36l, Soft Nylon	2	
1	222312	(000000-) Brush, Scb, 36l, Abrasive	2	
▽	2	11773	(000000-) Brush Assy, Disk, Scb, Nylon	2
▲	3	14838	(000000-) Spring, Wir, 0.16d, Brush Retaining	1
▲	4	24299	(000000-) Bracket, Retainer, Spring	1
▲	5	01684	(000000-) Washer, Flat, 0.27b 0.69d .05, Ss	1
▲	6	32746	(000000-) Screw, Pan, M6 X 1.0 X 35, Ss	3
▽	2	11771	(000000-) Brush Assy, Disk, Scb, Polypropylene	2
▲	3	14838	(000000-) Spring, Wir, 0.16d, Brush Retaining	1
▲	4	24299	(000000-) Bracket, Retainer, Spring	1
▲	5	01684	(000000-) Washer, Flat, 0.27b 0.69d .05, Ss	1
▲	6	32746	(000000-) Screw, Pan, M6 X 1.0 X 35, Ss	3
▽	2	11772	(000000-) Brush Assy, Disk, Scb, Super Abrasive	2
▲	3	14838	(000000-) Spring, Wir, 0.16d, Brush Retaining	1
▲	4	24299	(000000-) Bracket, Retainer, Spring	1
▲	5	01684	(000000-) Washer, Flat, 0.27b 0.69d .05, Ss	1
▲	6	32746	(000000-) Screw, Pan, M6 X 1.0 X 35, Ss	3
▽	7	397918	(000000-) Driver Assy, Pad, 18.0d	2
▲	8	397978	(000000-) Disk, Driver, Pad, W/ Face, 18.0d	1
▲	9	15539	(000000-) Hub, Drive, Brush, Disk, 3hole 5.8bc[6t]	1
▲	10	14838	(000000-) Spring, Wir, 0.16d, Brush Retaining	1
▲	11	24299	(000000-) Bracket, Retainer, Spring	1
▲	12	370095	(000000-) Device, Centering, Clip On, TI [Gf Pp]	1
▲	13	09198	(000000-) Screw, Pan, M4 X 0.7 X 35, Ss	3
▲	14	41579	(000000-) Washer, Flat, #08, Ss	3
▲	15	01684	(000000-) Washer, Flat, 0.27b 0.69d .05, Ss	1
▲	16	32746	(000000-) Screw, Pan, M6 X 1.0 X 35, Ss	3
	17	11777	(000000-) Pad, Stripping, 18.0d, Brown [1pad=1pc]	2
	17	370093	(000000-) Pad, Stripping, 18.0d, Blk [1pad=1pc]	2
	17	11778	(000000-) Pad, Scb, 18.0d, Blu [1pad=1pc]	2
	17	11780	(000000-) Pad, Buff, 18.0d, Red [1pad=1pc]	2
	17	11781	(000000-) Pad, Polish, 18.0d, White [1pad=1pc]	2
	18	392222	(000000-) Brush, Swp, 32l, 6dr, Polypropylene	1
	19	28096P	(000000-) Brush Assy, Disk, Swp, 15.0 D, Polypropylene (Presweep)	1
	20	397056	(000000-) Brush Assy, Disk, Swp, 17.5d, Polypropylene (Sidebrush)	1
▽	21	377391	(000000-) Driver Assy, Pad, 17.0d [432mm]	2
▲	22	377384	(000000-) Disk, Driver, Pad, W/ Face, 17.0d	1
▲	23	15539	(000000-) Hub, Drive, Brush, Disk, 3hole 5.8bc[6t]	1
▲	24	14838	(000000-) Spring, Wir, 0.16d, Brush Retaining	1
▲	25	24299	(000000-) Bracket, Retainer, Spring	1
▲	26	370095	(000000-) Device, Centering, Clip On, TI [Gf Pp]	1
▲	27	09198	(000000-) Screw, Pan, M4 X 0.7 X 35, Ss	3
▲	28	41579	(000000-) Washer, Flat, #08, Ss	3
▲	29	01684	(000000-) Washer, Flat, 0.27b 0.69d .05, Ss	1
▲	30	32746	(000000-) Screw, Pan, M6 X 1.0 X 35, Ss	3

Fig. 2 - Main Frame Group

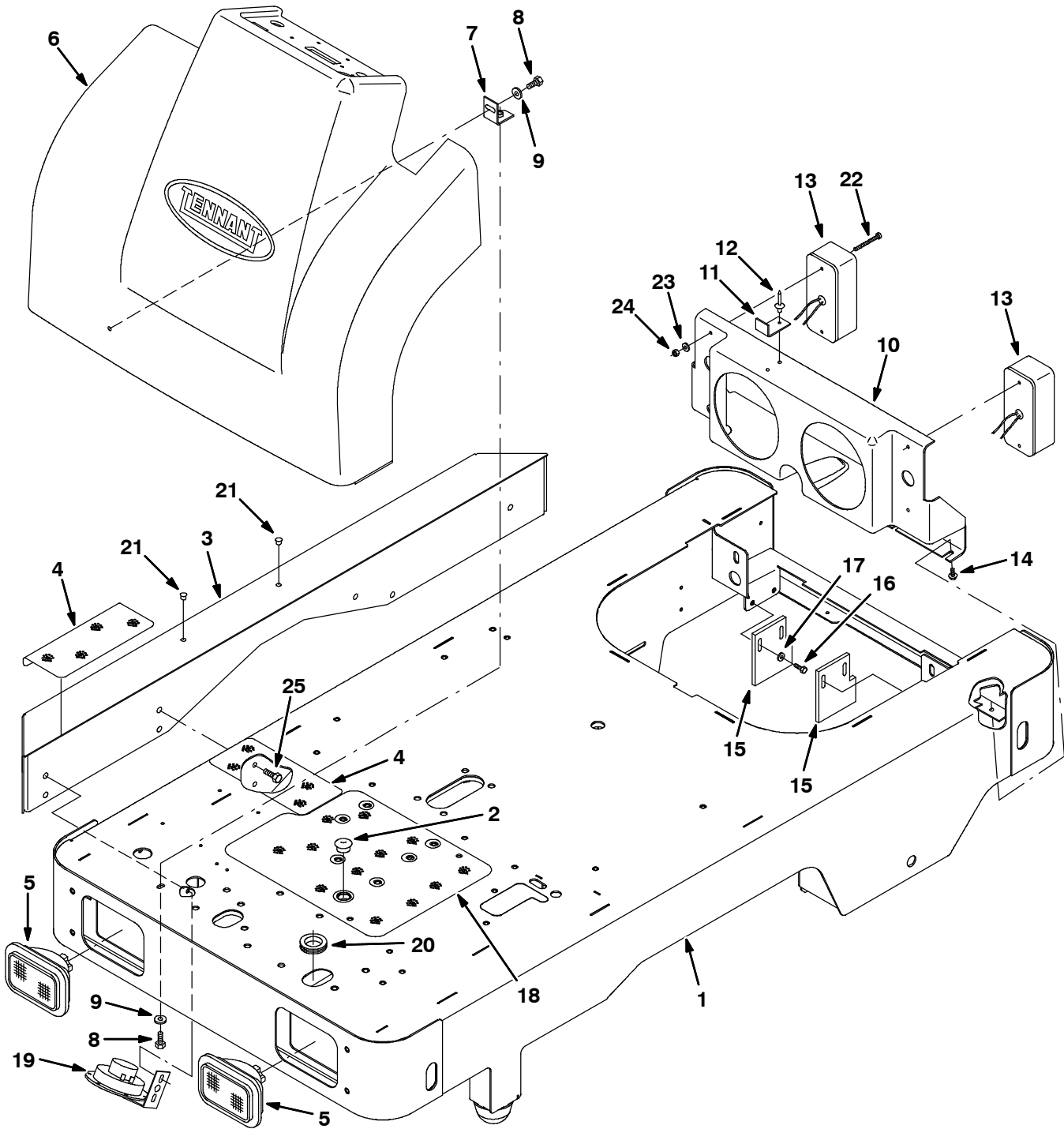


Fig. 2 - Main Frame Group

Ref.	Part No.	Serial Number	Description	Qty.	
1	1035929	(000000-) Frame Wldt, Main [T15]	1	
2	82727	(000000-) Plug, Hole, Rnd, 0.88h .03-.12, Blk Nyl	1	
3	1035213	(000000-) Bumper Wldt, Side, Scb	1	
4	223350	(000000-) Tread, Non-Skid, 04.5w 10.0l	2	
▽	5	223044	(000000-) Headlight, 36vdc, 15cp 0.7a [0534242]	2
▲	360518	(000000-) Lamp, 36vdc, .72a, 32cp [#Sp7]	1	
6	1034738	(000000-) Cover, Front, Oprtr Station	1	
7	1035129	(000000-) Bracket, Angle, Mtg	1	
8	09740	(000000-) Screw, Hex, M8 X 1.25 X 20, Ss	1	
9	01685	(000000-) Washer, Flat, 0.38b 0.88d .08, Ss	1	
10	223253	(000000-) Tray, Drip	1	
11	1036528	(000000-) Bracket, Angle, Tray	1	
12	32548	(000000-) Rivet, Blind, .188d X 0.45 X .62d, Alm	2	
▽	13	223043	(000000-) Taillight, 36vdc, 6.6 X 3.1	2
▲	223353	(000000-) Lamp, 36vdc [Sp5-36v]	1	
14	74455	(000000-) Screw, Hex, M6 X 1.0 X 12, Fmg	4	
15	223546	(000000-) Skirt, Rbr, .31, 04.62w 03.87l, 02/ SI	2	
16	08716	(000000-) Screw, Hex, M6 X 1.0 X 20, Ss	4	
17	41178	(000000-) Washer, Flat, 0.25, Fendr	4	
18	369454	(000000-) Tread, Non-Skid, 12.8w 15.0l	1	
19	369702	(000000-) Horn, 36vdc, Dba	1	
20	10632-13	(000000-) Grommet, Rbr, 1.50id, F/1.8h, .19 Matl	1	
21	01314	(000000-) Plug, Hole, Rnd, 0.38h .03-.12, Blk Nyl	2	
22	54093	(000000-) Screw, Chz, M5 X 0.8 X 60, 4.8	4	
23	01683	(000000-) Washer, Flat, 0.22b 0.50d .05, Ss [#10]	4	
24	09739	(000000-) Nut, Hex, Lock, M5 X 0.80, NI, Ss	4	
25	16931	(000000-) Screw, Hex, M8 X 1.25 X 20, 8.8	6	

Fig. 3 - Seat Group

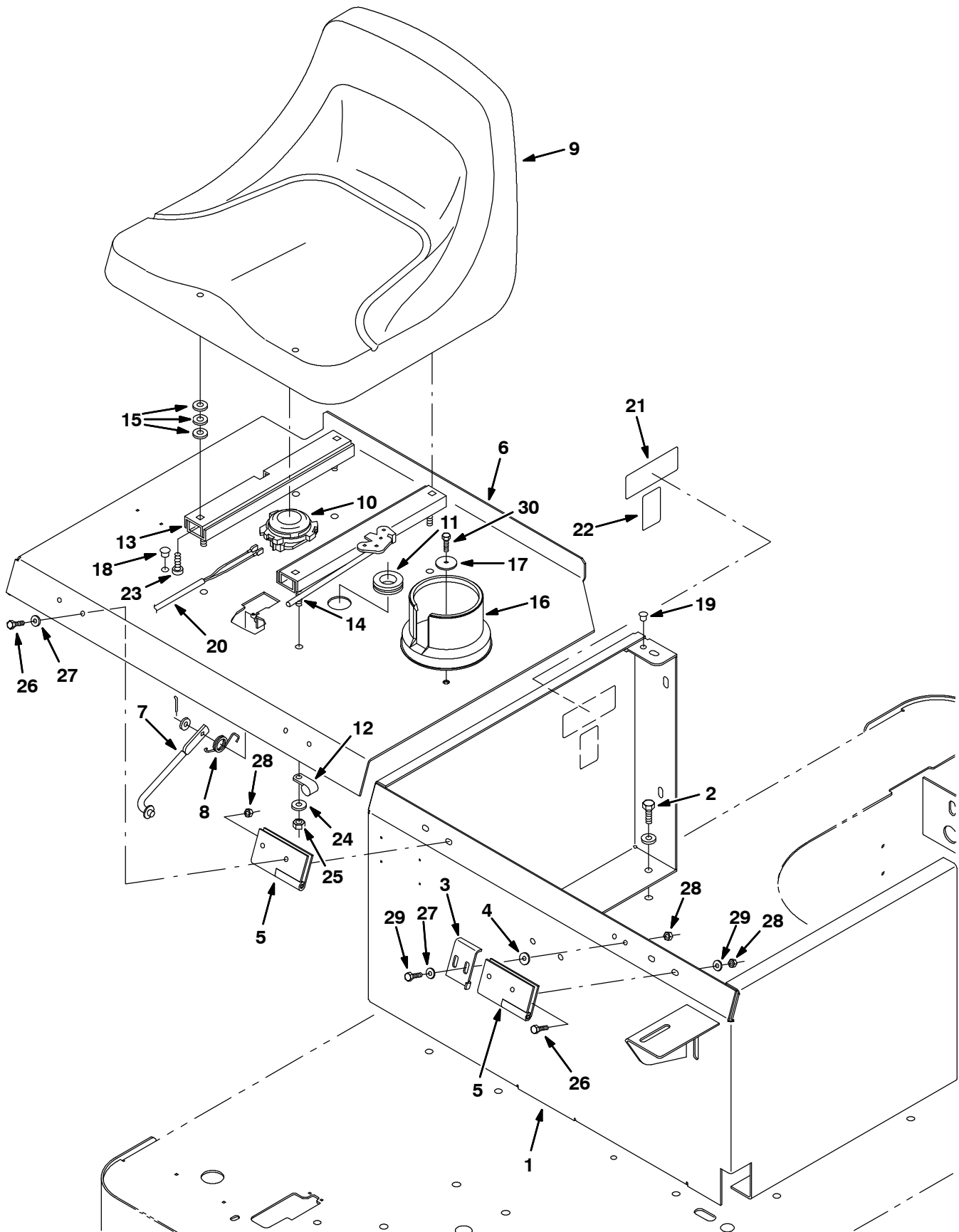


Fig. 3 - Seat Group

Ref.	Part No.	Serial Number	Description	Qty.
1	1034995	(000000-) Support, Seat	1
2	09740	(000000-) Screw, Hex, M8 X 1.25 X 20, Ss	9
3	1035123	(000000-) Bracket, Lock, Seat	1
4	16236	(000000-) Washer, Flat, 0.26b 0.72d .06, Nyl	2
5	223248	(000000-) Hinge, .25pin .12 4.0w 04.0l, 4/0.30h	2
6	9003180	(000000-) Support, Seat, W/ Label	1
6	9003184	(000000-) Support, Seat, W/ Label, Tj [T15]	1
7	223080	(000000-) Arm Wldt, Safety, Sppt, Seat, .38d 06.5d	1
8	59009	(000000-) Spring, Tors, 0.75id .06wir 02.8coil	1
9	375411	(000000-) Seat, Std [Michigan, Model V-1500]	1
10	223078	(000000-) Switch, Seat, No [Delta 6500]	1
11	10632-14	(000000-) Grommet, Rbr, 1.00id, F/1.4h, .12 Matl	1
12	67767	(000000-) Clamp, Cable, Stl, 0.69d X 0.62w, 1hole	1
13	360369	(000000-) Track, Slide, Seat Adj, 12.5l	1
14	360370	(000000-) Track, Slide, Seat Adj, 12.5l, W/Latch	1
15	69461	(000000-) Washer, Flat, 0.38b 0.88d .12, Stl, Pl	12
16	223599	(000000-) Cup Holder, Rwk	1
17	41178	(000000-) Washer, Flat, 0.25, Fendr	1
18	33807	(000000-) Plug, Hole, Rnd, 0.44h .03-.12, Blk Nyl	2
19	33806	(000000-) Plug, Hole, Rnd, 0.38h .03-.12, Nyl[Wht]	1
20	223330	(000000-) Harness, Switch, Seat	1
21	1005416	(000000-) Label [Fast]	1
22	1015012	(000000-) Label [Nfsi Certification]	1
23	25537	(000000-) Screw, Pan, .31-18 X 0.75, G2	4
24	32491	(000000-) Washer, Flat, 0.31, Std	4
25	32983	(000000-) Nut, Hex, Lock, .31-18, NI	4
26	06942	(000000-) Screw, Hex, M6 X 1.0 X 16, 8.8	8
27	32483	(000000-) Washer, Flat, 0.25, Sae	10
28	08708	(000000-) Nut, Hex, Lock, M6 X 1.00, NI	10
29	06943	(000000-) Screw, Hex, M6 X 1.0 X 20, 8.8	2
30	06944	(000000-) Screw, Hex, M6 X 1.0 X 25, 8.8	1

Fig. 4 - Steering Group

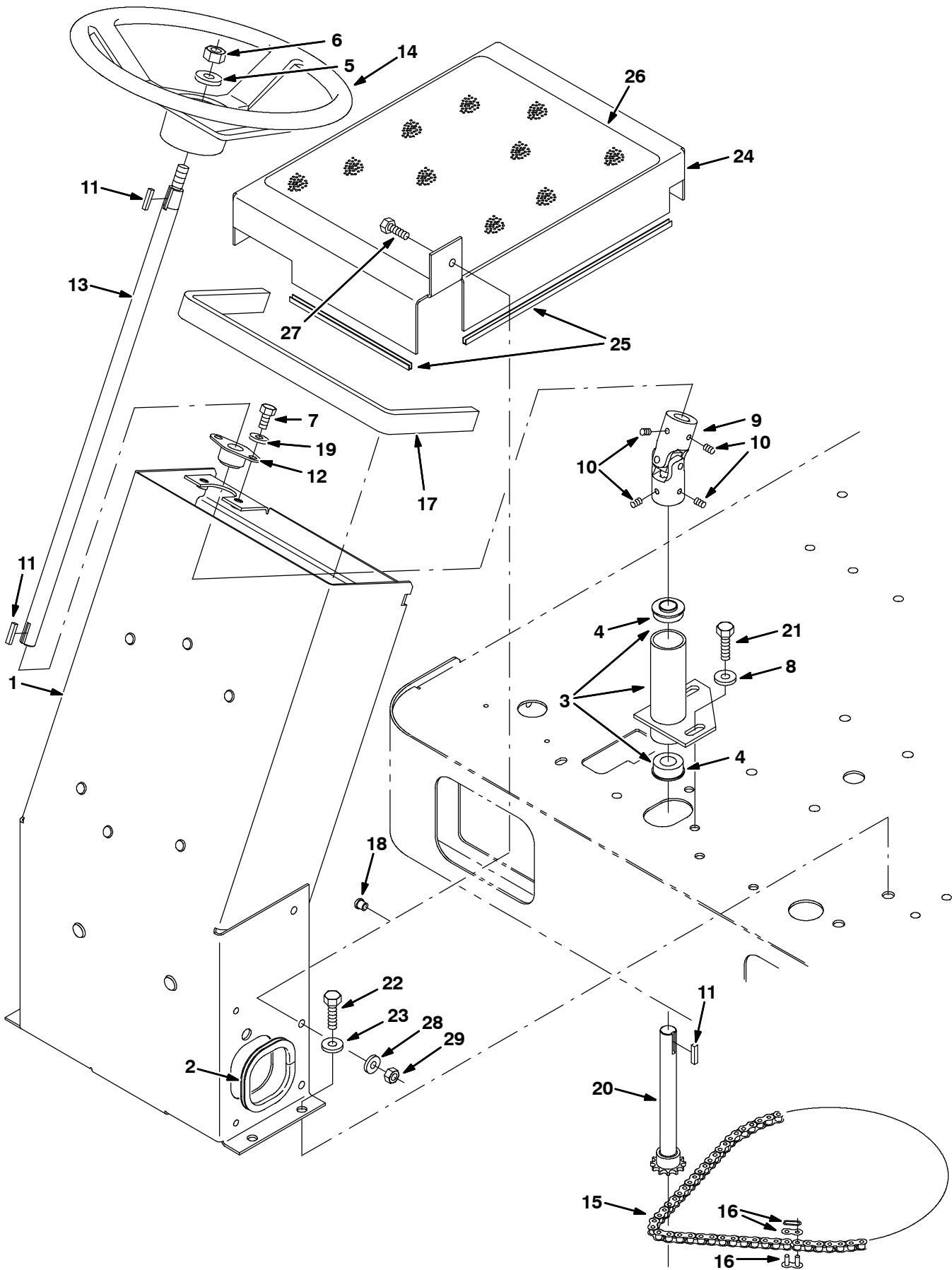


Fig. 4 - Steering Group

Ref.	Part No.	Serial Number	Description	Qty.
	1	1034912	(000000-) Channel Wldt, Front	1
	2	62595-4	(000000-) Molding, Trim, Pvc, .08-.11 10.0l	1
▽	3	223603	(000000-) Housing Assy, Steering	1
▲	4	223073	(000000-) Bearing, Ball, 0.75b 1.38d 0.50w	2
	5	32493	(000000-) Washer, Flat, 0.50, Std	1
	6	08711	(000000-) Nut, Hex, Lock, M12 X 1.75, NI	1
	7	16735	(000000-) Screw, Hex, M8 X 1.25 X 16, 8.8	2
	8	41187	(000000-) Washer, Flat, Belleville, .38	2
	9	223072	(000000-) Joint, U, 0.75id	1
	10	46820	(000000-) Screw, Set, .31-18 X 0.38, NI	4
	11	00912	(000000-) Key, Sq, 0.19 X 0.19, 1.00l	3
	12	223065	(000000-) Bearing, Flng, 2hole, 0.75b [Nyl]	1
	13	223061	(000000-) Shaft, Steering, Upper, Mach, .75d 24.1l	1
	14	223075	(000000-) Wheel, Steering, 14.0d, Taper Bore	1
	15	223074	(000000-) Chain, Rlr, #35, 104 Pitches	1
	16	14799	(000000-) Link, Chain, Rlr, #35	1
	17	223508	(000000-) Seal, Rbr, Clsd, 0.50, 1.0w 23.0l Adh	1
	18	33806	(000000-) Plug, Hole, Rnd, 0.38h .03-.12, Nyl[Wht]	2
	19	32491	(000000-) Washer, Flat, 0.31, Std	2
	20	391401	(000000-) Sprocket, #35, 12tooth, W /.75d Shaft	1
	21	03192	(000000-) Screw, Hex, M10 X 1.5 X 30, 8.8	2
	22	03192	(000000-) Screw, Hex, M10 X 1.5 X 30, 8.8	6
	23	32492	(000000-) Washer, Flat, 0.38, Std	6
▽	24	9003192	(000000-) Channel, Step, Tj (Japan Only)	1
▲	25	51559	(000000-) Molding, Trim, Rbr, .13 34.0L (Japan Only)	2
▲	26	69571	(000000-) Tread, Non-Skid, 12.0w 14.5l (Japan Only)	1
	27	16931	(000000-) Screw, Hex, M8 X 1.25 X 20, 8.8 (Japan Only)	1
	28	39349	(000000-) Washer, Flat, 0.31, Sae (Japan Only)	2
	29	08709	(000000-) Nut, Hex, Lock, M8 X 1.25, NI (Japan Only)	1

Fig. 5 - Instrument Panel Group

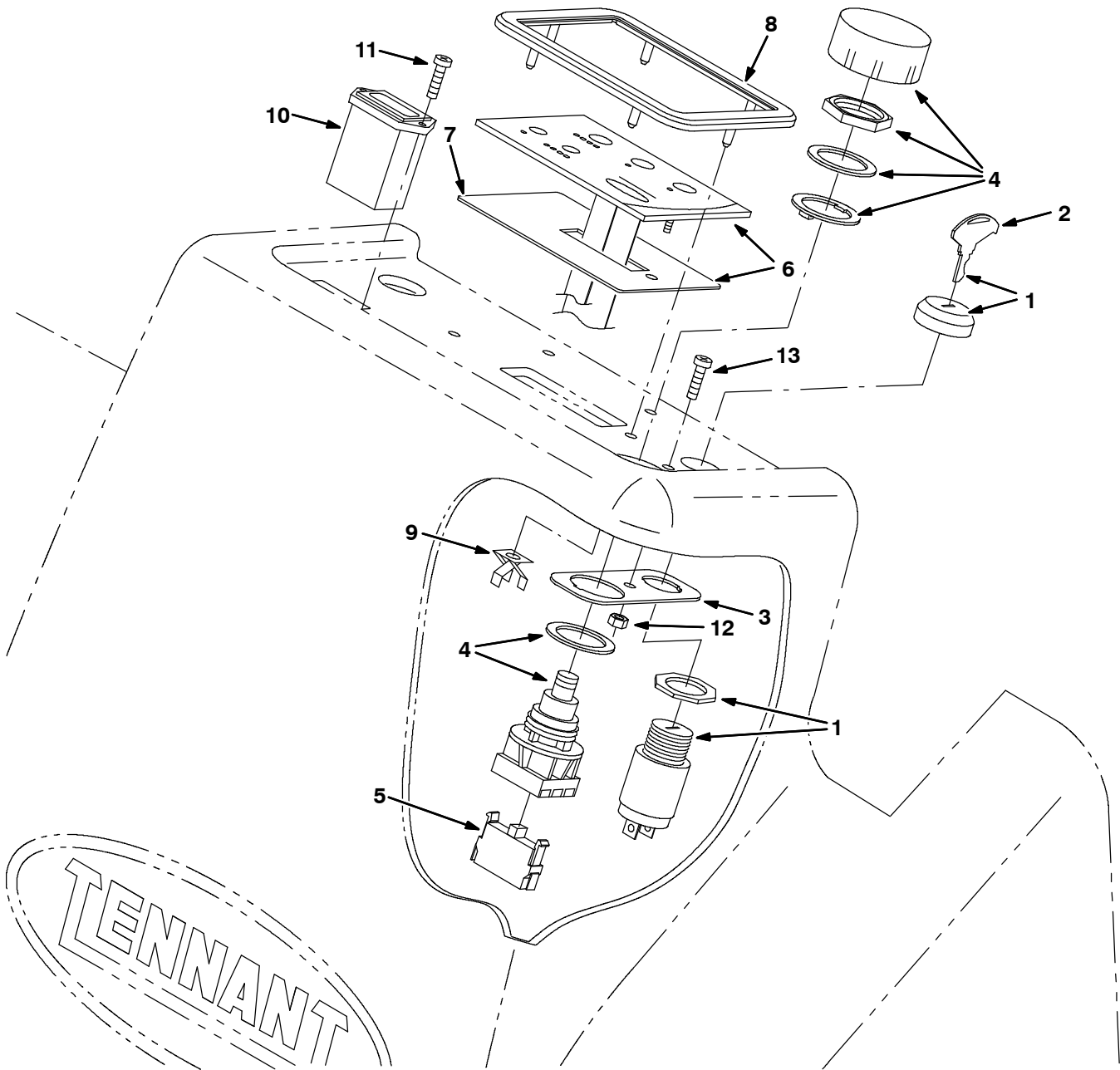


Fig. 5 - Instrument Panel Group

	Ref.	Part No.	Serial Number	Description	Qty.
▽	1	361076	(000000-) Switch, Ignition [Merit Gmbh]	1
▲	2	361144	(000000-) Key, Ignition, Sgl	1
	3	223285	(000000-) Plate, Mtg, Switch	1
	4	78553	(000000-) Switch, Push	1
	5	65665	(000000-) Switch, Contact, 12vdc 10a Nc	1
▽	6	1035627	(000000-) Panel Assy, Touch [T15 Fast]	1
▲	7	223332	(000000-) Gasket, Neo, .06, 03.38w 04.88l, Adh	1
▽	6	1035870	(000000-) Panel Assy, Touch [T15 Es]	1
▲	7	223332	(000000-) Gasket, Neo, .06, 03.38w 04.88l, Adh	1
	8	16906	(000000-) Bezel, Panl, Touch	1
	9	05280	(000000-) Clip, Stud	6
	10	377433	(000000-) Gauge, Hourmeter, 12-60vdc, Analog [10k]	1
	11	222267	(000000-) Screw, Pan, #06-20 X 0.50, Fmg, [Ab]	2
	12	06549	(000000-) Nut, Hex, Lock, M5 X 0.80, NI	1
	13	06933	(000000-) Screw, Pan, M5 X 0.80 X 16, 4.8	1

Fig. 6 - Electrical Panel Group

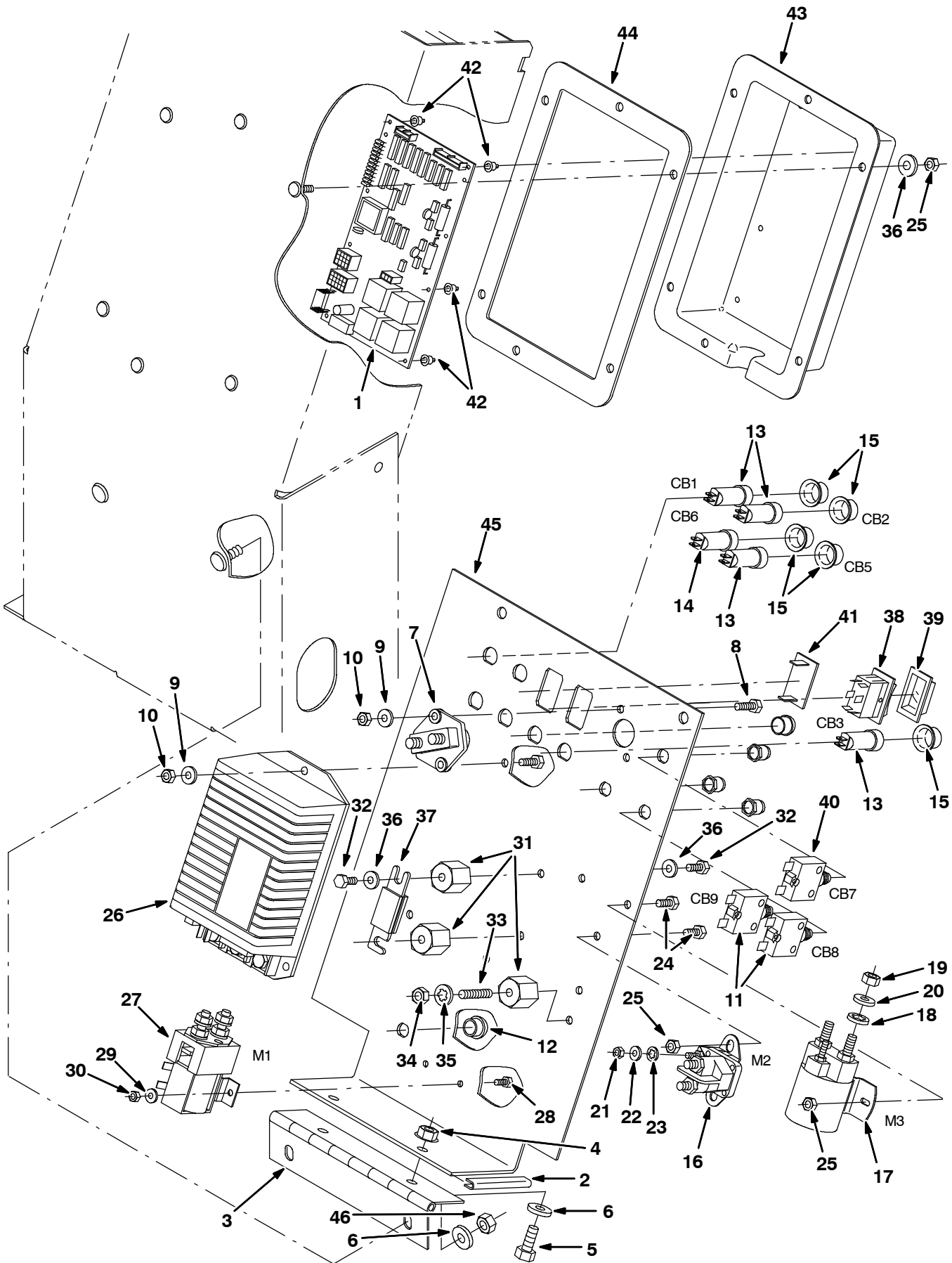


Fig. 6 - Electrical Panel Group

Ref.	Part No.	Serial Number	Description	Qty.
▽	1	393057	(000000-) Controller Kit, W/O Pre-Sweep, Replmt	1
▲		069760639	(000000-) Fuse, 015a, Slow Blow [3ag]	1
▲		1015150	(000000-) Memory, Flash [Sepex]	1
▽	1	393058	(000000-) Controller Kit, W/ Pre-Sweep, Replmt	1
▲		069760639	(000000-) Fuse, 015a, Slow Blow [3ag]	1
▲		1015150	(000000-) Memory, Flash [Sepex]	1
	2	50850	(000000-) Molding, Trim, Pvc, .08-.11 03.2l	1
	3	223058	(000000-) Hinge, .25pin .07 3.5w 08.0l, 4/0.38h	1
	4	07791	(000000-) Nut, Hex, Flng, M8 X 1.25	2
	5	16931	(000000-) Screw, Hex, M8 X 1.25 X 20, 8.8	2
	6	32491	(000000-) Washer, Flat, 0.31, Std	4
	7	44078	(000000-) Switch, Push, Spst, No	1
	8	06943	(000000-) Screw, Hex, M6 X 1.0 X 20, 8.8	5
	9	19066	(000000-) Washer, Flat, 10	5
	10	08708	(000000-) Nut, Hex, Lock, M6 X 1.00, NI	5
	11	383725	(000000-) Circuitbreaker, 30.0a, Resetable	2
	12	57167	(000000-) Plug, Hole, Rnd, 0.62h .03-.12, Blk Nyl	2
	13	57164	(000000-) Circuitbreaker, 10.0a, Resetable	4
	14	57803	(000000-) Circuitbreaker, 15.0a, Resetable	1
	15	57751	(000000-) Boot, Dome, .72id .72l, Clear	5
	16	386810	(000000-) Contactor, 36vdc, 100a, Sp, No	1
	17	45405	(000000-) Relay, 36vdc, 100a, Spdt No [White]	1
	18	32984	(000000-) Washer, Lock, Int, 0.31	6
	19	20170	(000000-) Nut, Hex, Jam, .31-24	6
	20	39349	(000000-) Washer, Flat, 0.31, Sae	6
	21	01713	(000000-) Nut, Hex, Std, #10-32, 2	6
	22	19324	(000000-) Washer, Flat, 10, Sae	6
	23	32980	(000000-) Washer, Lock, Int, 10	6
	24	06942	(000000-) Screw, Hex, M6 X 1.0 X 16, 8.8	4
	25	08708	(000000-) Nut, Hex, Lock, M6 X 1.00, NI	10
	26	1036123	(000000-) Controller, Motor, 36vdc 090a	1
	27	397609	(000000-) Contactor, 36vdc, No	1
	28	09244	(000000-) Screw, Hex, M5 X 0.8 X 16, 8.8	2
	29	19066	(000000-) Washer, Flat, 10	2
	30	06549	(000000-) Nut, Hex, Lock, M5 X 0.80, NI	2
	31	76062	(000000-) Stand-Off, Wir, M6, Insulator, Panel	3
	32	58670	(000000-) Screw, Hex, .25-20 X 0.50, NI	5
	33	41702	(000000-) Rod, Thrld, Full, .25-20 01.5l	1
	34	19312	(000000-) Nut, Hex, Std, .25-20	2
	35	32982	(000000-) Washer, Lock, Int, 0.25	1
	36	32490	(000000-) Washer, Flat, 0.25, Std	13
	37	87318	(000000-) Fuse, 080a 125volt 0.88 X 3.2l	1
	38	65561	(000000-) Switch, Rocker, Spst, On / Off	1
	39	57807	(000000-) Cover, Seal, Rocker Switch	1

Fig. 6 - Electrical Panel Group

Ref.	Part No.	Serial Number	Description	Qty.
40	383723	(000000-) Circuitbreaker, 20.0a, Resetable	1
41	57772	(000000-) Plug, Hole, Rt, 1.45 X 0.83, Blk Nyl	1
42	222493	(000000-) Clip, Circuitboard	6
43	223046	(000000-) Cover, Ele	1
44	223047	(000000-) Gasket, .13, 07.25w 10.75l, Adh [Poron]	1
45	1035954	(000000-) Plate, Ele	1
46	08709	(000000-) Nut, Hex, Lock, M8 X 1.25, NI	2

Fig. 7 - Front Drive Wheel Group

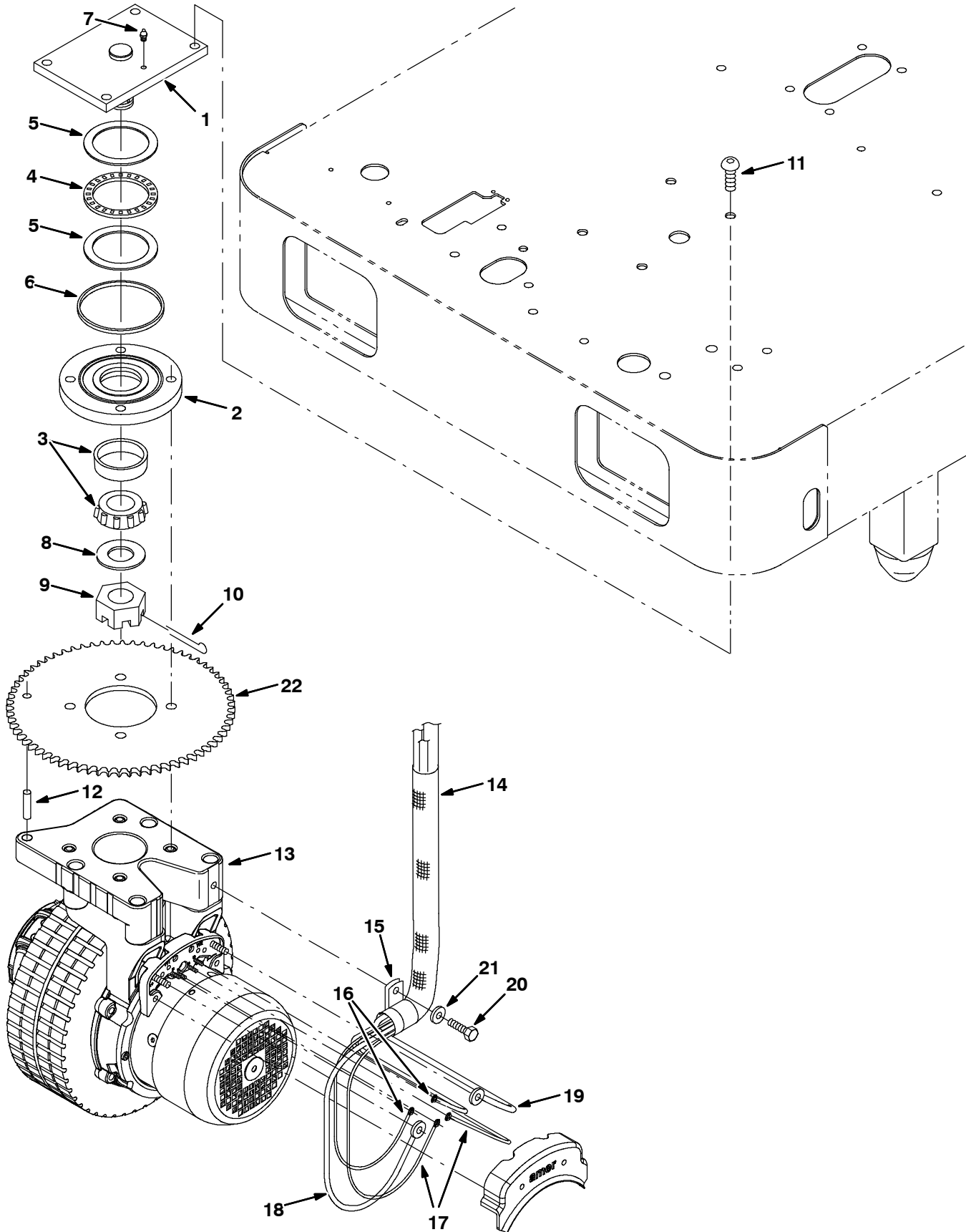


Fig. 7 - Front Drive Wheel Group

Ref.	Part No.	Serial Number	Description	Qty.
▽	223152	(000000-) Caster Assy	1
▲	1 223158	(000000-) Plate Wldt, Swivel	1
▲	2 223157	(000000-) Housing, Brg, Wheel, Front, Swivel	1
▲▽	374299	(000000-) Bearing Kit, Wheel, Front Drive, Ci	1
▲▲	3 49225	(000000-) Bearing Assy, 2.33d 1.25b Cup / Cone Kit	1
▲▲	4 223154	(000000-) Bearing, Thrust, 2.75b 3.63d 0.13w	1
▲▲	5 223161	(000000-) Washer, Thrust, 2.75b 3.62d 0.03	2
▲▲	6 223160	(000000-) Seal, Felt, 0.19th, 4.3d 04.0h	1
▲	7 07259	(000000-) Fitting, Grease, Str Pm04 .47l	1
▲	8 223153	(000000-) Washer, Flat, 1.27b 2.38d .08, Crs, PI	1
▲	9 223159	(000000-) Nut, Hex, Sltd, 1.25-12	1
▲	10 08171	(000000-) Pin, Cotter, .156 X 2.00	1
	11 223197	(000000-) Screw, Btn, M12 X 1.75 X 30, 10.9 NI	4
	12 56106	(000000-) Pin, Dowel, 0.5002d X 1.50l	1
	13 1033016	(000000-) Wheel Assy, Drive (See Breakdown)	1
	14 223545	(000000-) Sleeve, Nyl, #17 30.0l	1
	15 58366	(000000-) Clamp, Cable, Stl, 1.25d X 1.00w, 1hole	1
	16 1037102	(000000-) Harness, Motor	1
	17 1037103	(000000-) Harness, Brake, Ele [T15]	1
	18 1039367	(000000-) Cable, 06ga 52.0l Blk .34ring /.34ring	1
	19 383713	(000000-) Cable, 06ga 46.0l Blk .34ring /.34ring	1
	20 59658	(000000-) Screw, Hex, M8 X 1.25 X 35, Ss, NI	1
	21 32491	(000000-) Washer, Flat, 0.31, Std	1
	22 385650	(000000-) Sprocket, #35, 92tooth, 3.625b	1

Fig. 8 - Directional and Brake Pedals Group

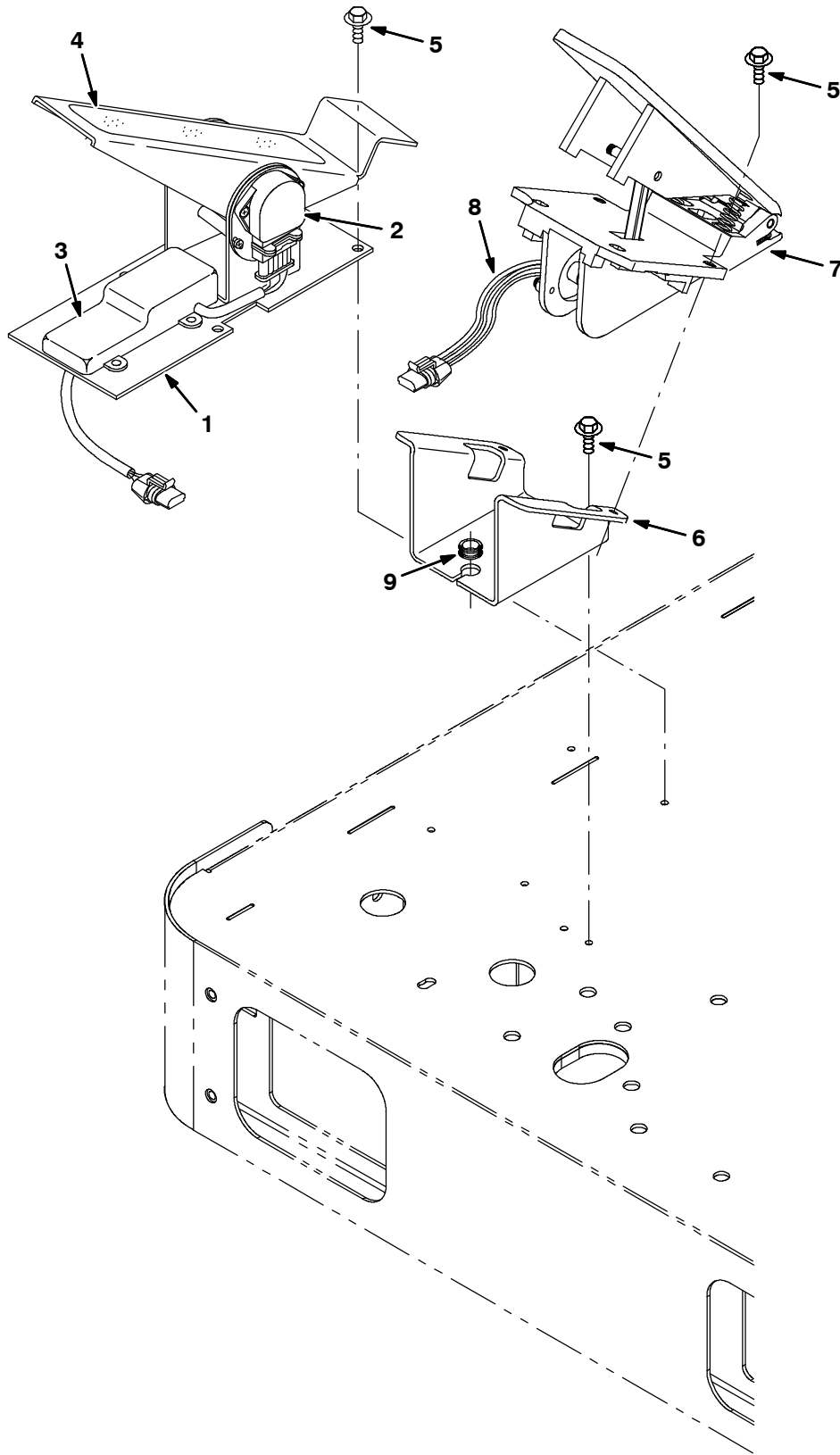


Fig. 8 - Directional and Brake Pedals Group

	Ref.	Part No.	Serial Number	Description	Qty.
▽	1	387700	(000000-015096)	Pedal Assy, Propel, Ele Mach (Replaced by 1042524)	1
▲	2	385726	(000000-015096)	Sensor, Position, Pedal	1
▲	3	385727	(000000-015096)	Circuitboard, Pedal	1
▲	4	82839	(000000-015096)	Tread, Non-Skid, 02.2w 11.5l	1
▽	1	1040157	(015097-015336)	Pedal Assy, Propel, Ele (Replaced by 1042524)	1
▲	2	385726	(015097-015336)	Sensor, Position, Pedal	1
▲	3	9003767	(015097-015336)	Circuitboard, Pedal	1
▲	4	82839	(015097-015336)	Tread, Non-Skid, 02.2w 11.5l	1
▽	1	1034891	(015337-) Pedal Assy, Propel, 36vdc	1
▲	2	385726	(015337-) Sensor, Position, Pedal	1
▲	3	1042513	(015337-) Circuitboard, Pedal	1
▲	4	1042514	(015337-) Tread, Non-Skid	1
	5	74455	(000000-) Screw, Hex, M6 X 1.0 X 12, Fmg	8
	6	1034485	(000000-) Bracket, Mtg, Brake Pedal	1
▽	7	1034413	(000000-) Pedal Assy, Brake	1
▲	8	9003614	(000000-) Switch, Snap, 1.0A Spdt, Rlr	1
	9	10632-12	(000000-) Grommet, Rbr, 0.38ld, F/0.5H, .12 Matl	1

Fig. 9 - Rear Wheel Group

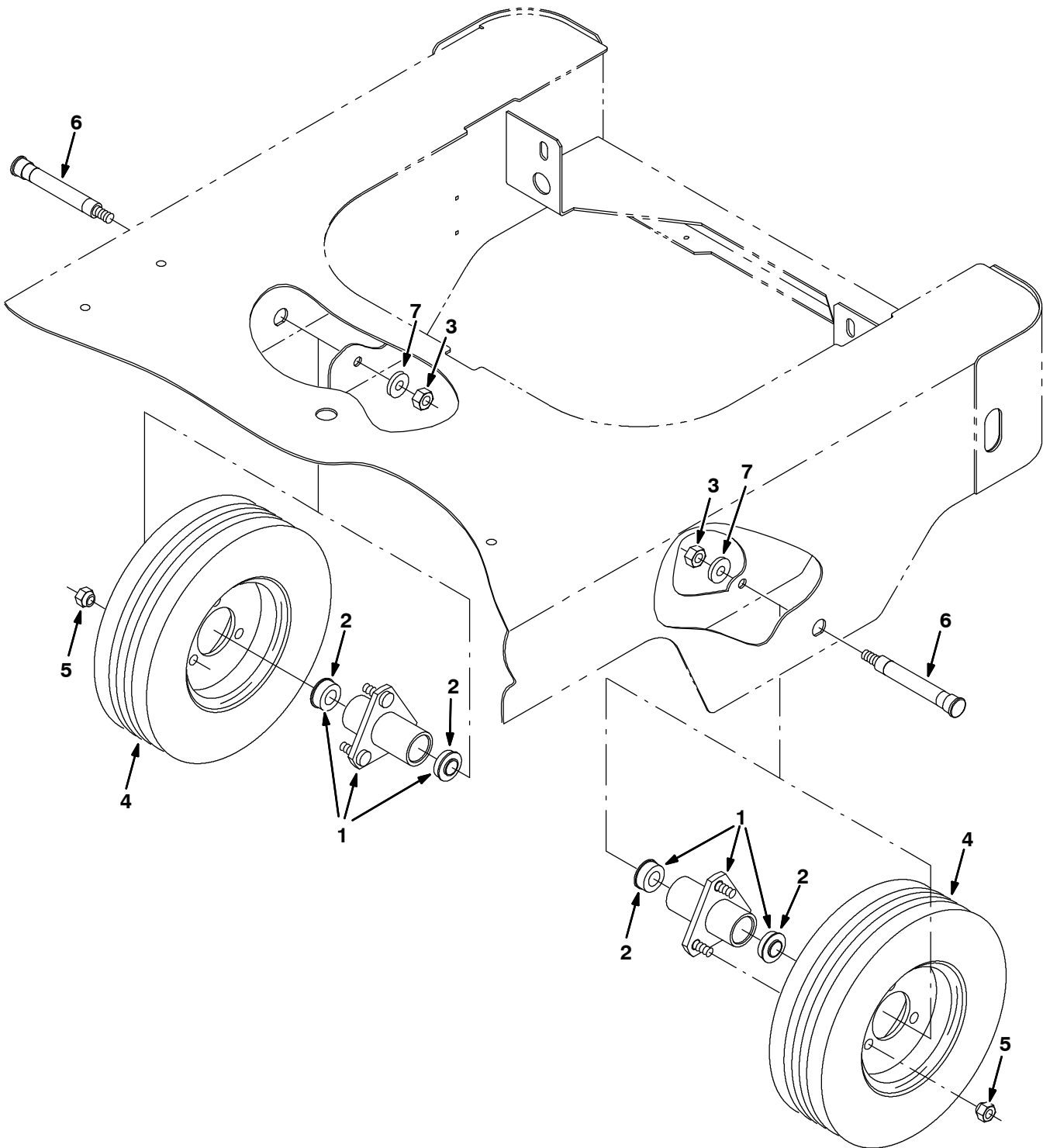


Fig. 9 - Rear Wheel Group

	Ref.	Part No.	Serial Number	Description	Qty.
▽	1	369403	(000000-) Housing Assy, Wheel, Rear	2
▲	2	369319	(000000-) Bearing, Ball, 0.75b 1.57d 0.47w	2
	3	09741	(000000-) Nut, Hex, Lock, M12 X 1.75, NI, Ss	2
	4	369345	(000000-) Tire Assy, Solid, 12.3x3.5 3.5bc/3bolt	2
	5	11109	(000000-) Nut, Wheel, .44-20 X 60 Angle	6
	6	223142	(000000-) Shaft, Axle, 0.8d 06.1l	2
	7	41619	(000000-) Washer, Flat, 0.56b 1.38d .11, Ss	2

Fig. 10 - Scrub Head Lift Group

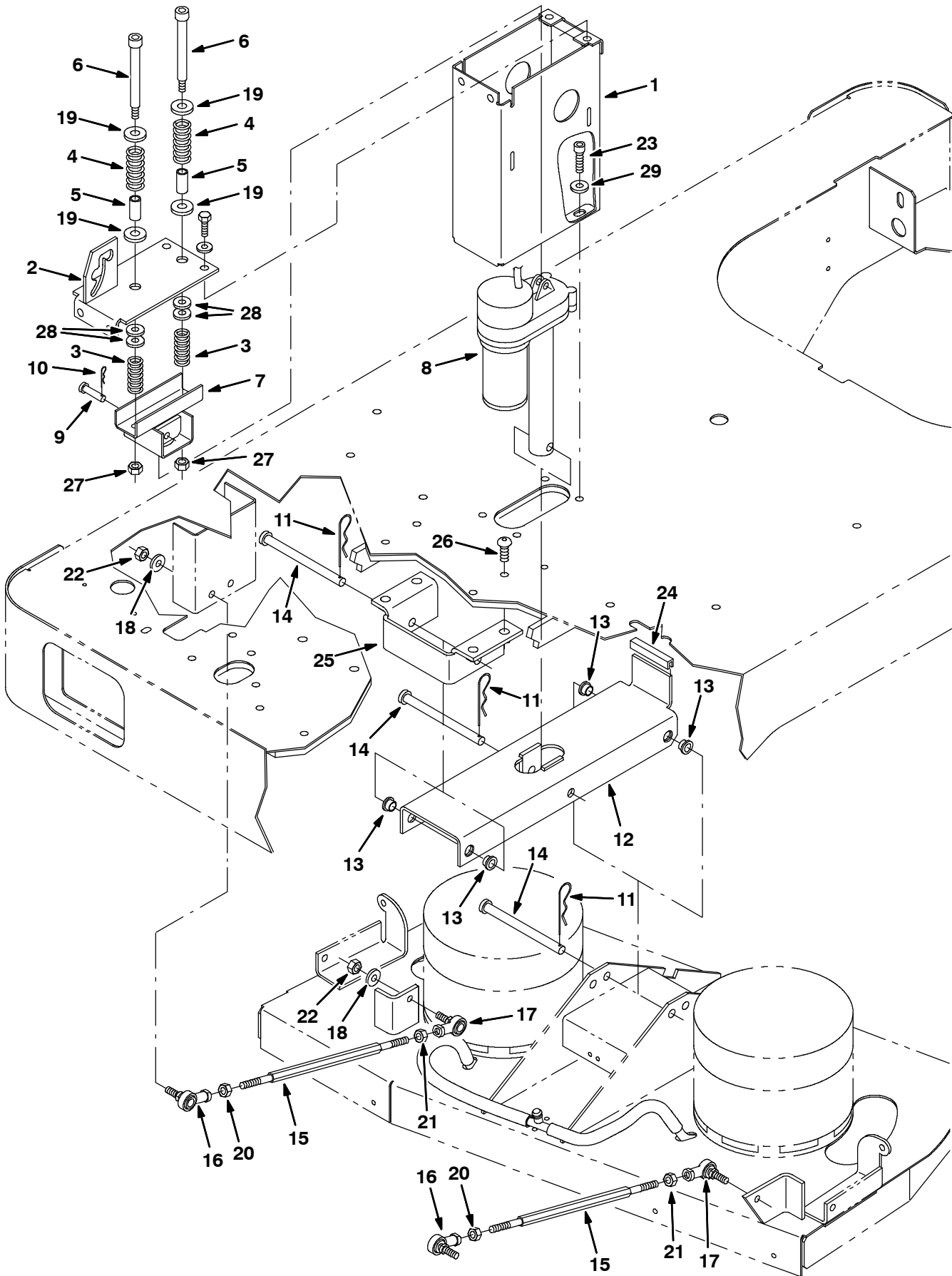


Fig. 10 - Scrub Head Lift Group

Ref.	Part No.	Serial Number	Description	Qty.
1	1035422	(000000-) Bracket Wldt, Actuator, Sppt	1
2	1035429	(000000-) Bracket Wldt, Mtg, Seat Prop & Spring	1
3	223517	(000000-) Spring, Cmpr, 0.84od .11wir 02.0l	2
4	223518	(000000-) Spring, Cmpr, 0.98od .14wir 02.5l	2
5	50682	(000000-) Sleeve, P/M, 0.50b 0.62d 1.3l, PI	2
6	45960	(000000-) Bolt, Shld, .50d X 4.25, .38-16	2
7	223512	(000000-) Channel Wldt, Mtg, Actuator / Spring	1
8	390992	(000000-) Actuator, 36vdc, 05.0strk, 600lb	1
9	17461	(000000-) Pin, Clevis, 0.37d X 1.75l	1
10	86866	(000000-) Pin, Cotter, Hair, 0.38d .072 Wir	1
11	02942	(000000-) Pin, Cotter, Hair, 0.62d .120 Wir	3
12	223459	(000000-) Channel Wldt, Lift, Tool	1
13	15648	(000000-) Bushing, Flng, 0.50b 0.59d 0.38l	4
14	51225-1	(000000-) Pin, Clevis, 0.50d X 6.00l	3
15	223464	(000000-) Rod, Thrd, 2 End, .38-24 14.1l 1left,Hex	2
16	86781	(000000-) Rod-End, 0.38-24rh Fem 0.38-24stud	2
17	86780	(000000-) Rod-End, .38-24lh Fem 0.38-24stud	2
18	01686	(000000-) Washer, Flat, 0.44b 1.00d .08, Ss	4
19	32486	(000000-) Washer, Flat, 0.50, Sae	4
20	20171	(000000-) Nut, Hex, Jam, .38-24	2
21	82889	(000000-) Nut, Hex, Jam, .38-24, Lh	2
22	67312	(000000-) Nut, Hex, Lock, .38-24, NI	4
23	41358	(000000-) Screw, Soc, M10 X 1.50 X 35, 12.9	4
24	223645	(000000-) Molding, Trim, Rbr, .13 03.0l	1
25	369401	(005892-) Bracket, Lift, Mtg	1
26	369408	(005892-) Screw, Btn, M10 X 1.5 X 30, 10.9 NI	4
27	50902	(000000-) Nut, Hex, Lock, .38-16, NI	2
28	32493	(000000-) Washer, Flat, 0.50, Std	2
29	32492	(000000-) Washer, Flat, 0.38, Std	4

Fig. 11 - Disk Scrub Head Drive Motor Group, 900 mm (36 in)

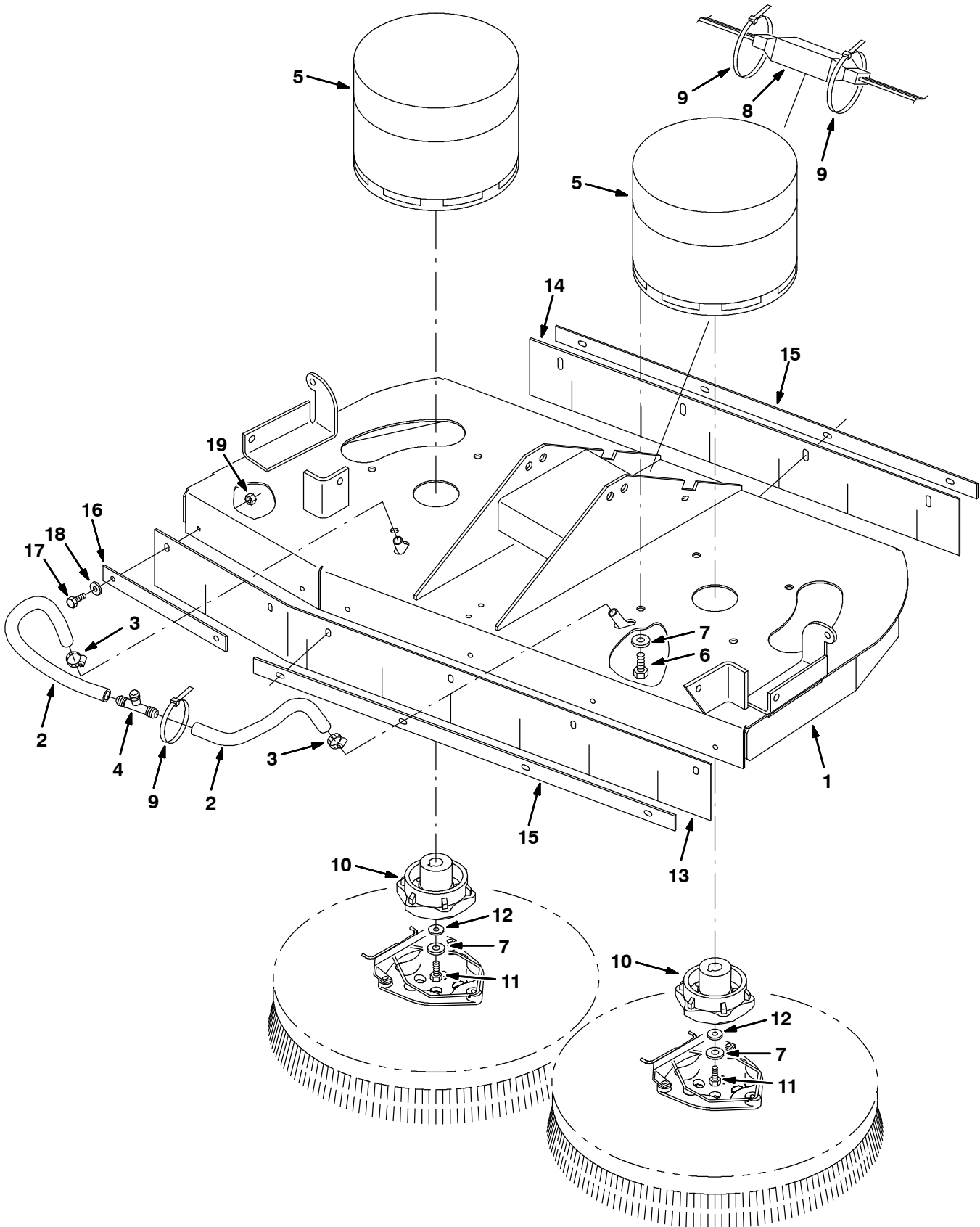


Fig. 11 - Disk Scrub Head Drive Motor Group, 900 mm (36 in)

NOTE: Disk Scrub Head Kit, Tennant Part Number 223017, includes Fig. 11, and Fig. 12.

Ref.	Part No.	Serial Number	Description	Qty.
1	223478	(000000-) Head Wldt, Disk, 36/34inch Scrbr	1
2	223516	(000000-) Hose, Pvc, Brd, 0.50id 0.73od 009.6l,Clr	2
3	54333	(000000-) Clamp, Hose, Wormdrive, 0.31-0.88d, .31w	2
4	63245-1	(000000-) Fitting, Plstc, Tee, Bm08/Bm08/Bm08	1
5	223358	(000000-) Motor, Ele, 36vdc 0.80hp 0320rpm (See Breakdowns)	2
6	42384	(000000-) Screw, Hex, .38-16 X 0.62, Ss	8
7	01686	(000000-) Washer, Flat, 0.44b 1.00d .08, Ss	10
8	222836	(000000-) Shunt Assy, Disk Head, 40mv /35a	1
9	44961	(000000-) Tie, Cable, Nyl, 14.5l .30w 4.0 Max D	6
10	377364	(000000-) Hub, Drive, Brush, Disk, 0.75b [6t]	2
11	32124	(000000-) Screw, Hex, .31-18 X 1.00, Ss, NI	2
12	41186	(000000-) Washer, Flat, Belleville, .31	2
13	223519	(000000-) Skirt, Rbr, .12, 03.75w 37.64l, 06/ SI	1
14	223520	(000000-) Skirt, Rbr, .12, 03.75w 28.00l, 04/ SI	1
15	223537	(000000-) Strip, Retainer, Skirt, Front, Lh	2
16	223538	(000000-) Strip, Retainer	1
17	15678	(000000-) Screw, Hex, M6 X 1.0 X 16, Ss	10
18	01684	(000000-) Washer, Flat, 0.27b 0.69d .05, Ss	10
19	08712	(000000-) Nut, Hex, Lock, M6 X 1.00, Ss, NI	10

Fig. 12 - Disk Scrub Head Squeegee Group, 900 mm (36 in)

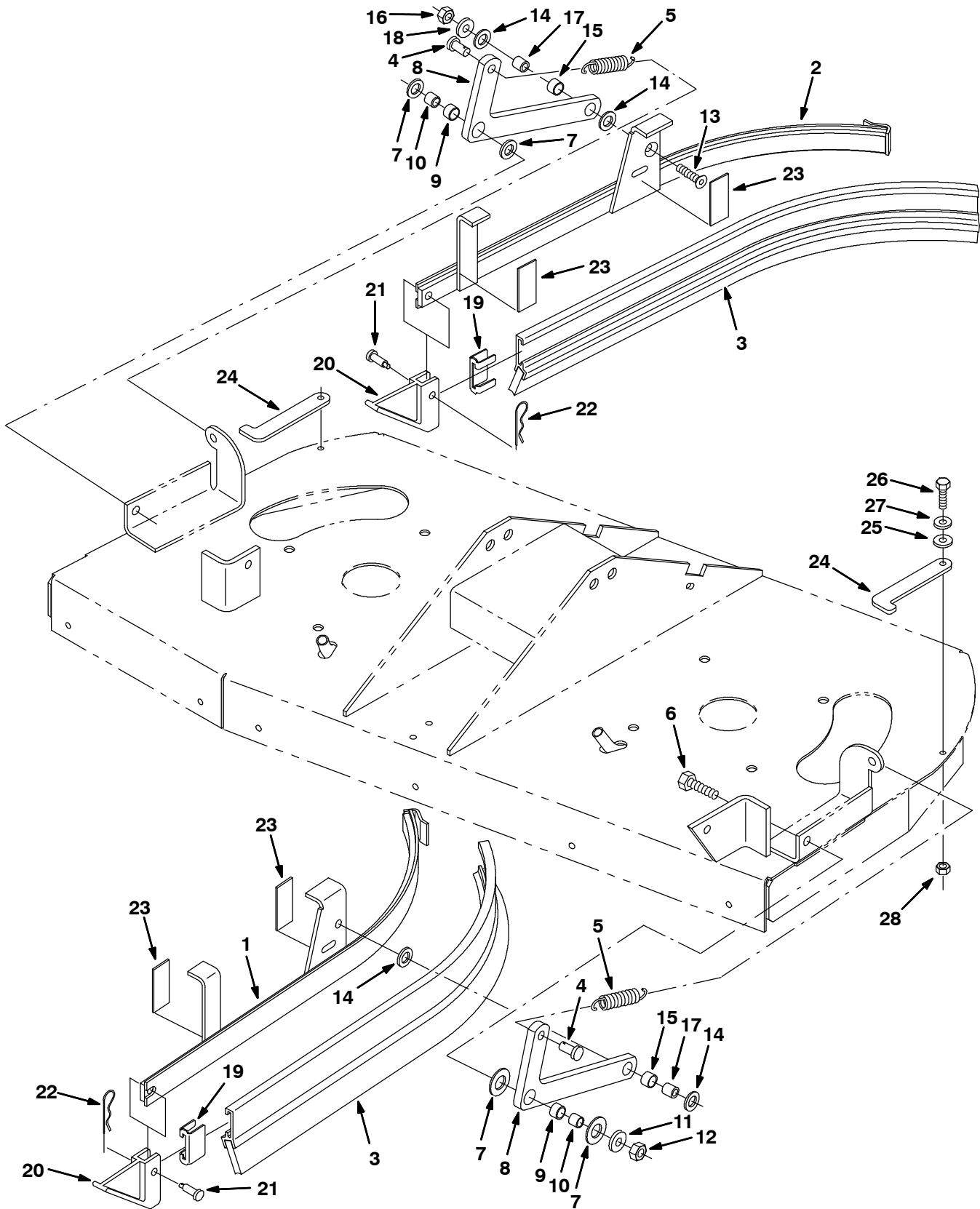


Fig. 12 - Disk Scrub Head Squeegee Group, 900 mm (36 in)

NOTE: Disk Scrub Head Kit, Tennant Part Number 223017, includes Fig. 11, and Fig. 12.

Ref.	Part No.	Serial Number	Description	Qty.
1	223637	(000000-) Bladeholder Wldt, Sqge, Disk, Lh	1
2	223489	(000000-) Bladeholder Wldt, Sqge, Disk, Rh	1
3	86859	(000000-) Squeegee Assy, Side [Linatex]	2
4	39019	(000000-) Pin, Clevis, 0.37d X 0.75l	2
5	15047	(000000-) Spring, Extn, 0.62od 0.08wir 03.0l	2
6	77347	(000000-) Screw, Hex, M10 X 1.5 X 35, Ss	2
7	64425	(000000-) Washer, Thrust, 0.61b 1.25d .06, Fgl	4
8	25709	(000000-) Bellcrank, Lift, Sqge	2
9	71607	(000000-) Bushing, Sleeve, 0.63b 0.72d 0.38l	2
10	71608	(000000-) Tube, 0.41id 0.62od 00.5l, Ss	2
11	01686	(000000-) Washer, Flat, 0.44b 1.00d .08, Ss	2
12	08714	(000000-) Nut, Hex, Lock, M10 X 1.5, NI, Ss	2
13	79506	(000000-) Screw, Flt, M8 X 1.25 X 30, Ss	2
14	86860	(000000-) Bearing, Thrust, 0.50b 0.87d 0.06w	4
15	64173	(000000-) Bushing, Sleeve, 0.50b 0.59d 0.38l, Stl	2
16	08713	(000000-) Nut, Hex, Lock, M8 X 1.25, NI, Ss	2
17	223609	(000000-) Sleeve, P/M, 0.31b 0.50d 0.5l [430ss]	2
18	01685	(000000-) Washer, Flat, 0.38b 0.88d .08, Ss	2
19	86759	(000000-) Retainer, Sqge	2
20	86865	(000000-) Guide, Sqge, Side	2
21	69582	(000000-) Pin, Clevis, 0.31d X 1.00l	2
22	44906	(000000-) Pin, Cotter, Hair, 0.69d .092 Wir	2
23	223672	(000000-) Tape, .0080, 1.0w, 2.5l [Protective]	4
24	369343	(000000-) Plate, Side, Sqge	2
25	16236	(000000-) Washer, Flat, 0.26b 0.72d .06, Nyl	2
26	08716	(000000-) Screw, Hex, M6 X 1.0 X 20, Ss	2
27	01684	(000000-) Washer, Flat, 0.27b 0.69d .05, Ss	2
28	08712	(000000-) Nut, Hex, Lock, M6 X 1.00, Ss, NI	2

Fig. 13 - Cylindrical Scrub Head Frame Group, 900 mm (36 in)

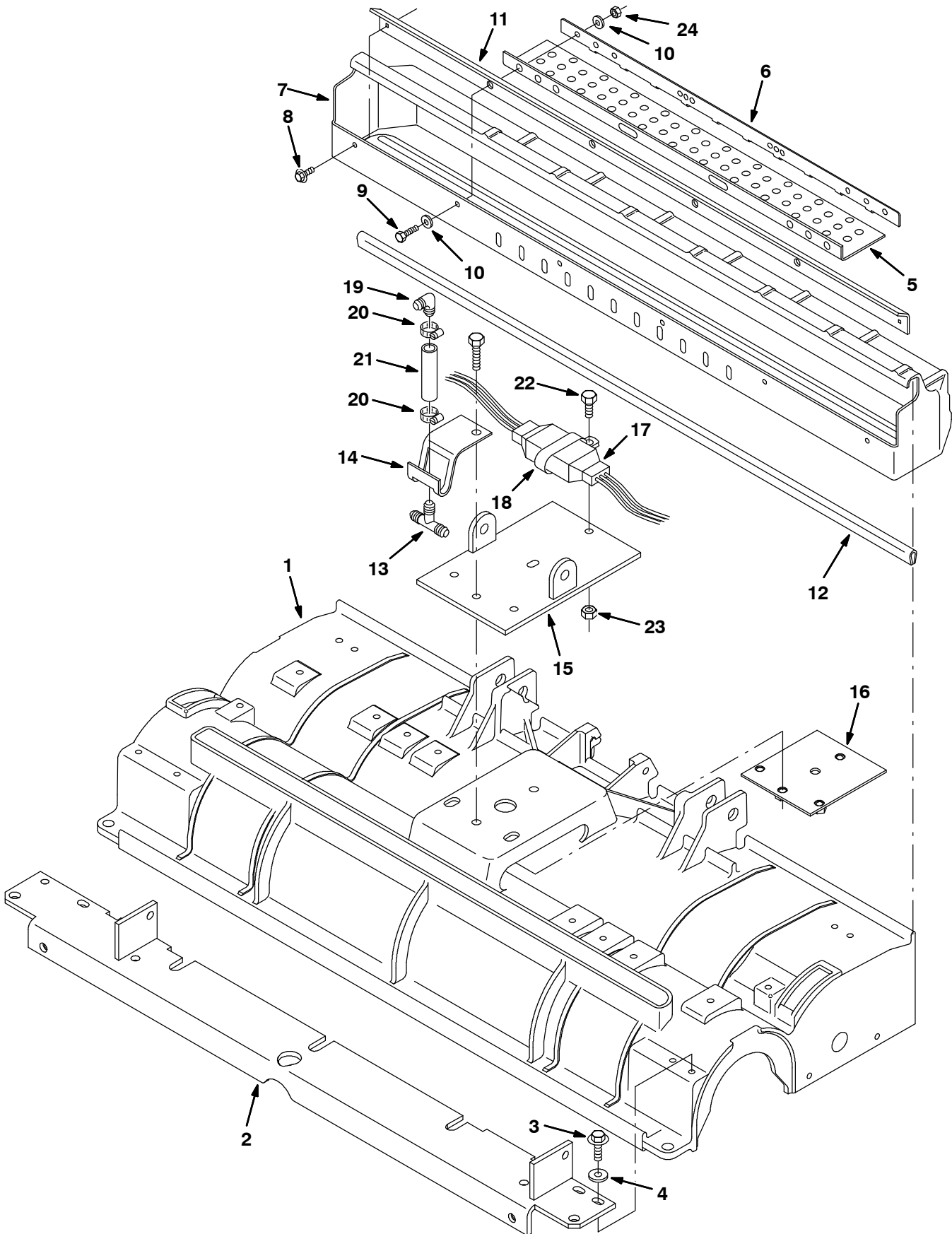


Fig. 13 - Cylindrical Scrub Head Frame Group, 900 mm (36 in)

NOTE: Cylindrical Scrub Head Kit, Tennant Part Number 223016, includes Fig. 13, Fig. 14, and Fig. 15.

Ref.	Part No.	Serial Number	Description	Qty.	
1	1022252	(000000-) Housing, Cyl, Mach, 900mm	1	
2	223580	(000000-) Angle Wldt, Mtg, Cyl Head, Scr	1	
3	76099	(000000-) Screw, Hex, M8 X 1.25 X 25, Fmg	4	
4	01685	(000000-) Washer, Flat, 0.38b 0.88d .08, Ss	4	
▽	222826	(000000-) Tray Kit, Debris, 36.0, Ci	1	
▲	5	222669	(000000-) Skirt, Rbr, .12, 03.50w 22.00l, 102/ H&S	1
▲	6	222670	(000000-) Strip, Tray, Debris	1
▲	7	223400	(000000-) Tray, Debris, 36.0l	1
▲	8	74455	(000000-) Screw, Hex, M6 X 1.0 X 12, Fmg	2
▲	9	09007	(000000-) Screw, Hex, M6 X 1.0 X 25, Ss	4
▲	10	01684	(000000-) Washer, Flat, 0.27b 0.69d .05, Ss	8
▲	11	222205	(000000-) Lip, Tray, Debris, 36.0inch	1
	12	374008	(000000-) Channel, .18, 0.4w 0.5 37.0l	1
	13	63245-1	(000000-) Fitting, Plstc, Tee, Bm08/Bm08/Bm08	1
	14	222523	(000000-) Bracket, Guide, Hose	1
	15	223442	(000000-) Plate Wldt, Mtg, Tool	1
	16	223412	(000000-) Plate, Mtg, Tool Lift	1
	17	222835	(000000-) Shunt Assy, Cyl Head, 40mv /35a	1
	18	67366	(000000-) Clamp, Cable, Stl, 1.0x2.0x0.62w, 1hole	1
	19	63987-1	(000000-) Fitting, Plstc, E90, Bm08/Bm08	1
	20	54333	(000000-) Clamp, Hose, Wormdrive, 0.31-0.88d, .31w	2
	21	05711	(000000-) Hose, Pvc, Clr, 0.50id 0.69od 003.1l	1
	22	09740	(000000-) Screw, Hex, M8 X 1.25 X 20, Ss	1
	23	08713	(000000-) Nut, Hex, Lock, M8 X 1.25, NI, Ss	1
	24	08713	(000000-) Nut, Hex, Lock, M8 X 1.25, NI, Ss	4

STANDARD PARTS

Fig. 14 - Cylindrical Scrub Head Drive Motor Group, 900 mm (36 in)

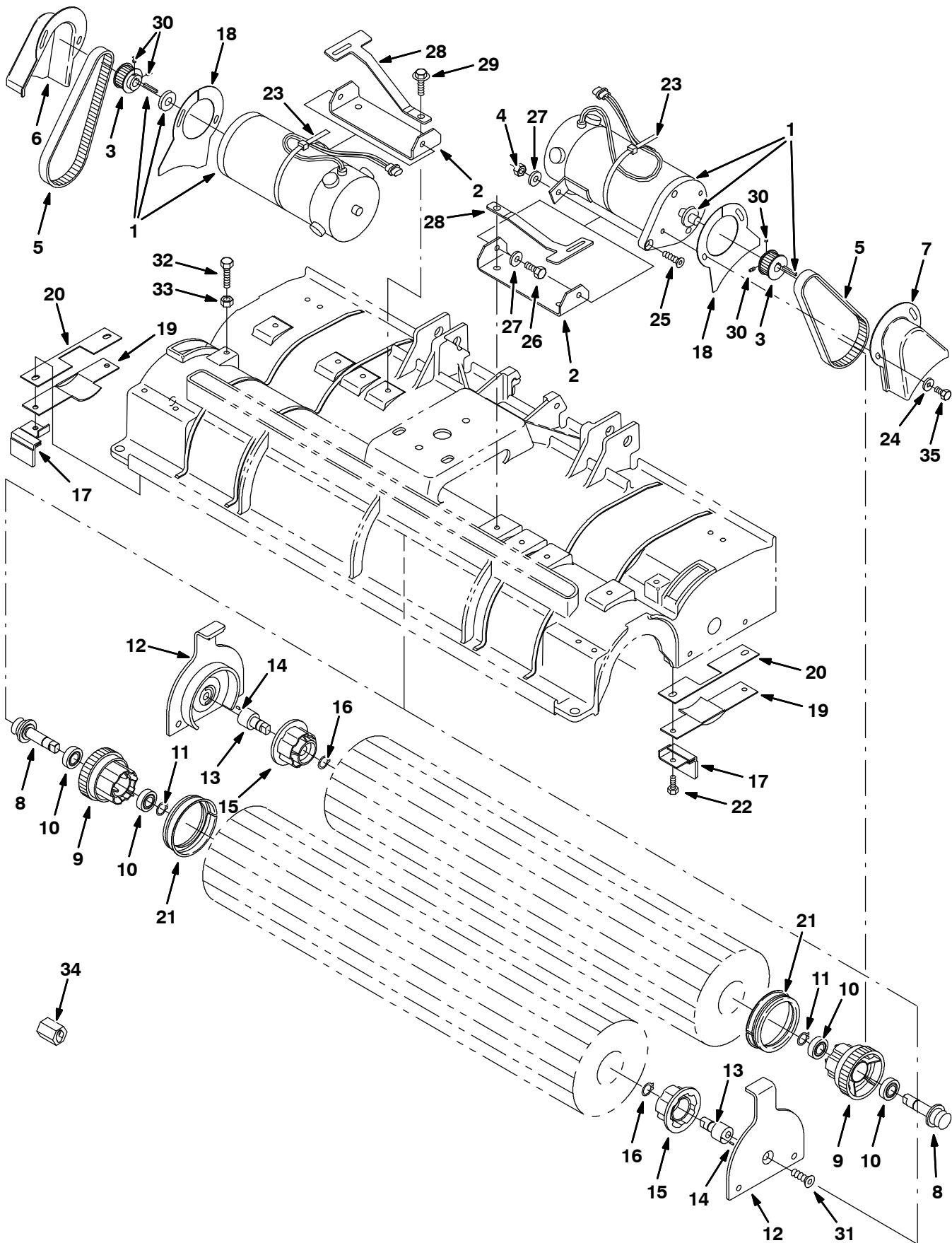


Fig. 14 - Cylindrical Scrub Head Drive Motor Group, 900 mm (36 in)

NOTE: Cylindrical Scrub Head Kit, Tennant Part Number 223016, includes Fig. 13, Fig. 14, and Fig. 15.

Ref.	Part No.	Serial Number	Description	Qty.	
1	374175	(000000-015253)	Motor, Ele, 36Vdc 1700rpm 0.75hp (See Breakdowns)	2	
1	1038426	(015254-	Motor, Ele, 36Vdc 1700Rpm 0.75Hp (See Breakdowns)	2	
2	223564	(000000-	Bracket, Mtg, Motor	2	
3	375195	(000000-	Sprocket, Timing, 22tooth, 0.50b, [Gt/2]	2	
4	08713	(000000-	Nut, Hex, Lock, M8 X 1.25, NI, Ss	4	
5	377505	(000000-	Belt Kit, Drive, Brush, F/222201, Replmt	2	
6	223560	(000000-	Guard, Belt, Rh [5700]	1	
7	223561	(000000-	Guard, Belt, Lh	1	
▽	222751	(000000-	Plug Assy, Drive, Brush, [48 Tooth-Gt/2]	2	
▲	8	222176	(000000-	Shaft, Drive, Plug	1
▲	9	377333	(000000-	Plug, Drive, Brush [48 Tooth-Gt/2]	1
▲	10	41360	(000000-	Bearing, Ball, 0.59b 1.26d 0.35w[2seal]	2
▲	11	01516	(000000-	Ring, Retaining, Ext, 0.59d, Basic	1
12	369460	(000000-	Door, Brush	2	
▽	222752	(000000-	Plug Assy, Idler, Brush	2	
▲	13	222177	(000000-	Shaft, Plug, Idler	1
▲	14	222184	(000000-	Pin, Roll, .094d X 0.25l, .094/.097	1
▲	15	379202	(000000-	Plug, Idler, Brush [Sgl Brg]	1
▲	16	01516	(000000-	Ring, Retaining, Ext, 0.59d, Basic	1
17	223568	(000000-	Deflector, Water	2	
18	223563	(000000-	Guard, Belt, Drive, Head, Scrbr, Lh	2	
19	223566	(000000-	Bracket, Shield	2	
20	223569	(000000-	Gasket, Shield	2	
21	222820	(000000-	Seal, Ring	2	
22	15678	(000000-	Screw, Hex, M6 X 1.0 X 16, Ss	4	
23	44961	(000000-	Tie, Cable, Nyl, 14.5l .30w 4.0 Max D	2	
24	01684	(000000-	Washer, Flat, 0.27b 0.69d .05, Ss	4	
25	74077	(000000-	Screw, Flt, M8 X 1.25 X 25	2	
26	09740	(000000-	Screw, Hex, M8 X 1.25 X 20, Ss	2	
27	01685	(000000-	Washer, Flat, 0.38b 0.88d .08, Ss	6	
28	222209	(000000-	Spring, Flat, Door, Scrbr Head	2	
29	76099	(000000-	Screw, Hex, M8 X 1.25 X 25, Fmg	4	
30	222818	(000000-	Screw, Set, #08-32 X 0.25, NI	4	
31	390996	(000000-	Screw, Flt, M10 X 1.5 X 20, 10.9, NI	2	
32	09023	(000000-	Screw, Hex, M8 X 1.25 X 35, Ss, FI	2	
33	08713	(000000-	Nut, Hex, Lock, M8 X 1.25, NI, Ss	2	
34	1010506	(000000-	Tool, Removal, Shaft, F/222176	1	
35	09744	(000000-	Screw, Hex, M6 X 1.0 X 12, Ss	4	

STANDARD PARTS

Fig. 15 - Cylindrical Scrub Head Squeegee Group, 900 mm (36 in)

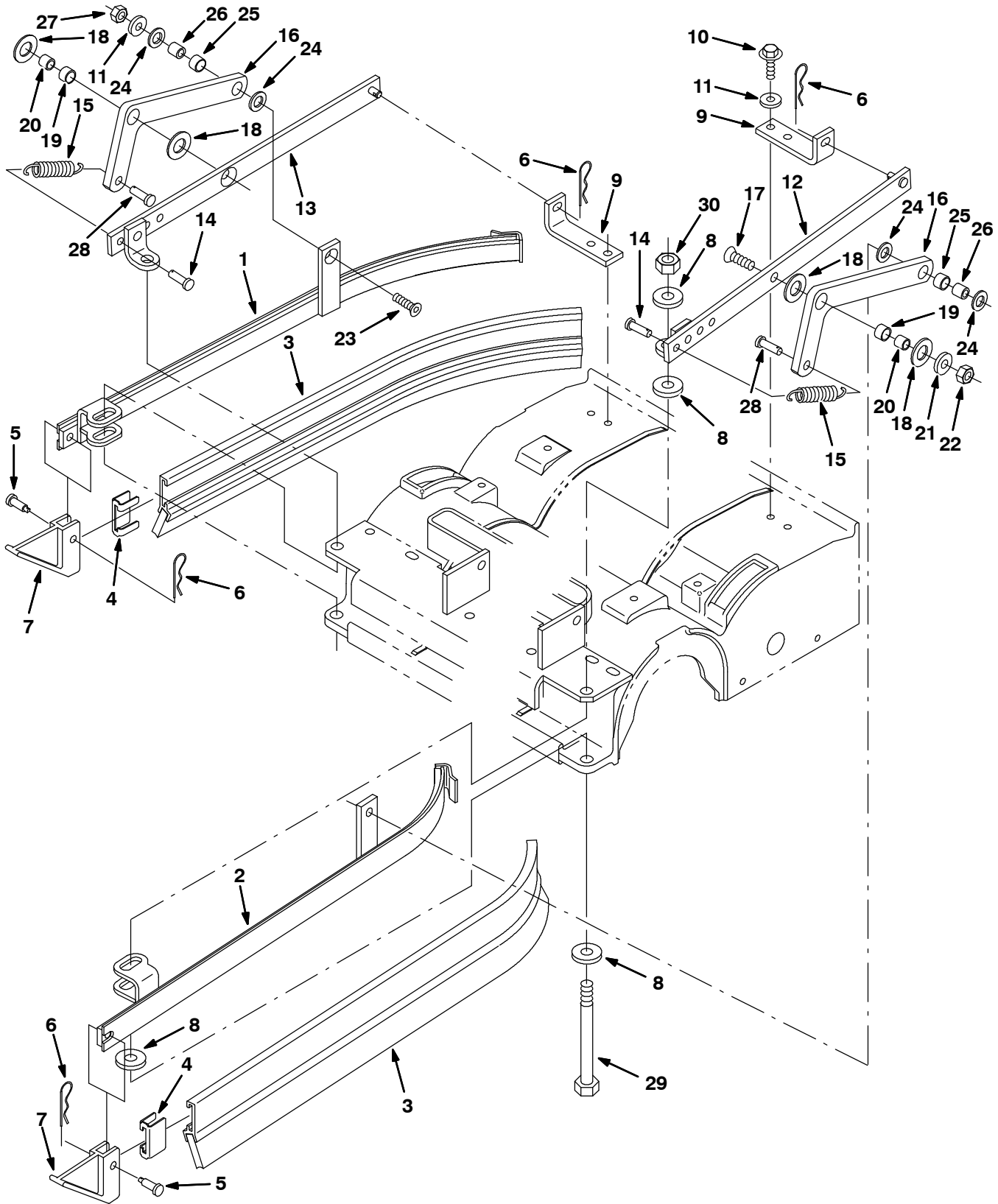


Fig. 15 - Cylindrical Scrub Head Squeegee Group, 900 mm (36 in)

NOTE: Cylindrical Scrub Head Kit, Tennant Part Number 223016, includes Fig. 13, Fig. 14, and Fig. 15.

Ref.	Part No.	Serial Number	Description	Qty.
1	223291	(000000-) Frame Wldt, Sqge, Rh, Cyl	1
2	223304	(000000-) Frame Wldt, Sqge, Lh, Cyl	1
3	86859	(000000-) Squeegee Assy, Side [Linatex]	2
4	86759	(000000-) Retainer, Sqge	2
5	69582	(000000-) Pin, Clevis, 0.31d X 1.00l	2
6	44906	(000000-) Pin, Cotter, Hair, 0.69d .092 Wir	4
7	86865	(000000-) Guide, Sqge, Side	2
8	33925	(000000-) Washer, Flat, M12, Ss	8
9	223293	(000000-) Bracket, Angle, Mtg, Sqge	2
10	76099	(000000-) Screw, Hex, M8 X 1.25 X 25, Fmg	4
11	01685	(000000-) Washer, Flat, 0.38b 0.88d .08, Ss	6
12	223654	(000000-) Bar Wldt, Mtg, Sqge, Lh	1
13	223589	(000000-) Bar Wldt, Mtg, Sqge, Rh	1
14	69582	(000000-) Pin, Clevis, 0.31d X 1.00l	2
15	15047	(000000-) Spring, Extn, 0.62od 0.08wir 03.0l	2
16	25709	(000000-) Bellcrank, Lift, Sqge	2
17	369338	(000000-) Screw, Flt, M10 X 1.5 X 30, 10.9	2
18	64425	(000000-) Washer, Thrust, 0.61b 1.25d .06, Fgl	4
19	71607	(000000-) Bushing, Sleeve, 0.63b 0.72d 0.38l	2
20	71608	(000000-) Tube, 0.41id 0.62od 00.5l, Ss	2
21	01686	(000000-) Washer, Flat, 0.44b 1.00d .08, Ss	2
22	08714	(000000-) Nut, Hex, Lock, M10 X 1.5, NI, Ss	2
23	74077	(000000-) Screw, Flt, M8 X 1.25 X 25	2
24	86860	(000000-) Bearing, Thrust, 0.50b 0.87d 0.06w	2
25	64173	(000000-) Bushing, Sleeve, 0.50b 0.59d 0.38l, Stl	2
26	223609	(000000-) Sleeve, P/M, 0.31b 0.50d 0.5l [430ss]	2
27	08713	(000000-) Nut, Hex, Lock, M8 X 1.25, NI, Ss	2
28	39019	(000000-) Pin, Clevis, 0.37d X 0.75l	2
29	45280	(000000-) Screw, Hex, .50-13 X 5.50, G5	2
30	02931	(000000-) Nut, Hex, Lock, .50-13, NI, Ss	2

Fig. 16 - Recovery Tank Group

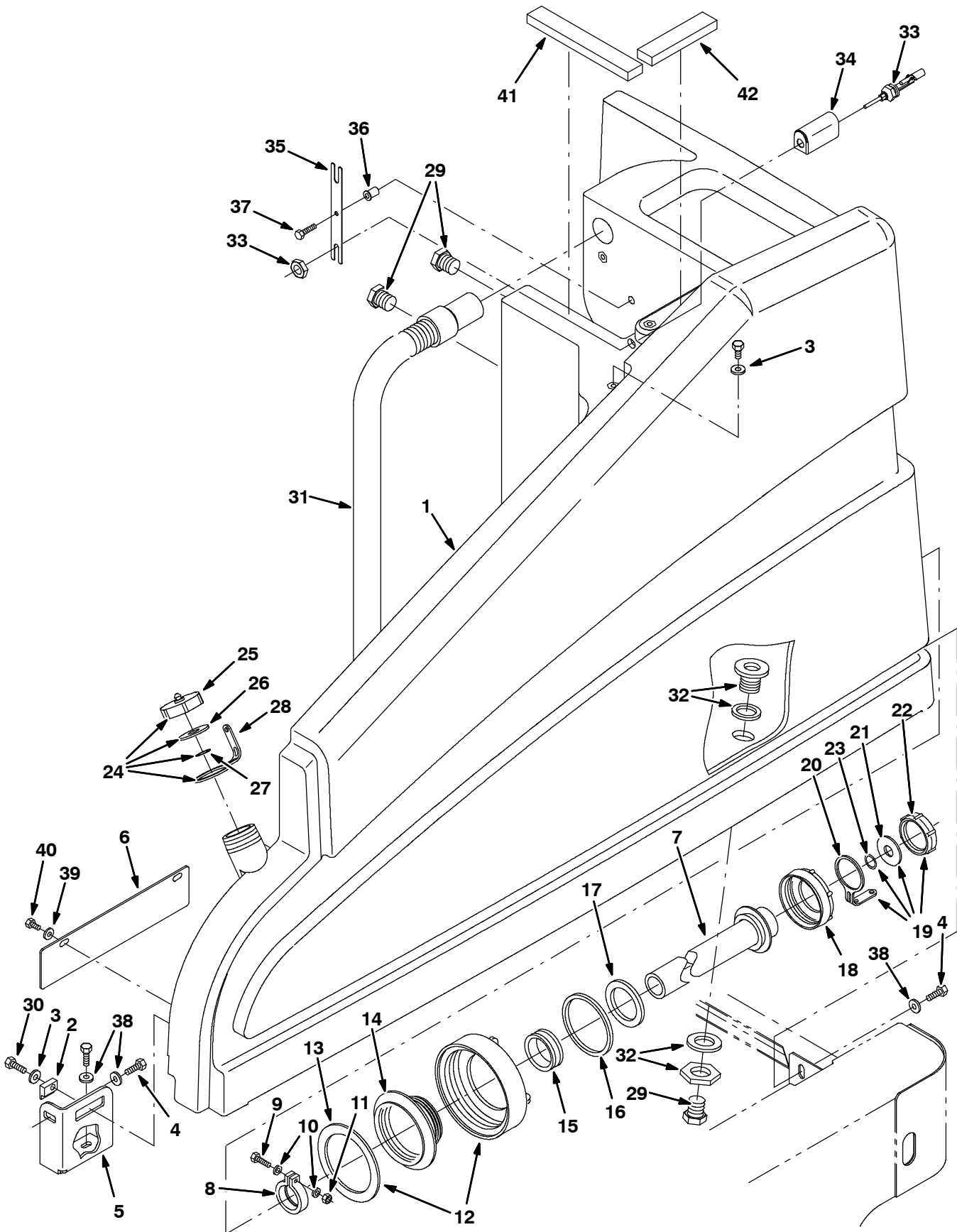


Fig. 16 - Recovery Tank Group

Ref.	Part No.	Serial Number	Description	Qty.	
1	1032917	(000000-) Tank, Recvy	1	
1	9003186	(000000-) Tank, Recvy, W/Label, Tj [T15] (Japan Only)	1	
2	73142	(000000-) Clamp, Mtg, Tank	1	
3	01685	(000000-) Washer, Flat, 0.38b 0.88d .08, Ss	2	
4	49826	(000000-) Screw, Hex, M8 X 1.25 X 16, Ss, NI	2	
5	1035124	(000000-) Bracket, Mtg	1	
6	1035073	(000000-) Plate, Cover	1	
▽	223533	(000000-) Hose Assy, Drain, 0.31id X 24.3l, Pvc	1	
▲	7	24174	(000000-) Hose Assy, Pvc, 1.3id 1.7od 24.3l	1
▲	8	41454	(000000-) Clamp, Hose, Plstc, 1.60d X 0.62w	1
▲	9	12316	(000000-) Screw, Hex, M5 X 0.8 X 25, Ss	1
▲	10	01683	(000000-) Washer, Flat, 0.22b 0.50d .05, Ss [#10]	2
▲	11	09739	(000000-) Nut, Hex, Lock, M5 X 0.80, NI, Ss	1
▲▽	12	24358	(000000-) Cap Assy, Tank, Drain	1
▲▲	13	1031699	(000000-) Gasket, 4.05id 5.29od .19 [Buna]	1
▲	14	14864	(000000-) Cover, Insert	1
▲	15	41421	(000000-) Seal	1
▲	16	79320	(000000-) Gasket, Cap, Drain	1
▲	17	41451	(000000-) Gasket, Lid	1
▲	18	14880	(000000-) Cap, Tank, Drain, 3.85 Thread Pye	1
▲▽	19	32501	(000000-) Drain Kit, Cap	1
▲▲	20	32508	(000000-) Strap	1
▲▲	21	32614	(000000-) Gasket, Cap	1
▲▲	22	32613	(000000-) Cap, Tank, Drain, 2.25 Thread Pye	1
▲▲	23	32669	(000000-) Ring, Retaining, Ext, 0.75d, Ss	1
▽	24	32501	(000000-) Drain Kit, Cap	1
▲	25	32613	(000000-) Cap, Tank, Drain, 2.25 Thread Pye	1
▲	26	32614	(000000-) Gasket, Cap	1
▲	27	32669	(000000-) Ring, Retaining, Ext, 0.75d, Ss	1
▲	28	32508	(000000-) Strap	1
29	75611	(000000-) Fitting, Plstc, Plug, Pm12	3	
30	12273	(000000-) Screw, Hex, M8 X 1.25 X 20, Ss, NI	1	
31	223228	(000000-) Hose Assy, W/1cuff, 1.5d 063l 1.5/	1	
32	377349	(000000-) Fitting, Plstc, Pf12/Pf12, Bh	1	
33	385685	(000000-) Sensor, Level, Liq, 14vdc 01a .62-11	1	
34	1019285	(000000-) Bracket, Protector, Float Switch	1	
35	1023365	(000000-) Plate, Align, Switch, Level	1	
36	397644	(000000-) Nut, Isolator, .25-20 Wall Th .187-.343	1	
37	16951	(000000-) Screw, Hex, .25-20 X 1.25, Sems	1	
38	1017218	(000000-) Washer, Flat, 0.32b 1.00d .12, Ss	4	
39	01683	(000000-) Washer, Flat, 0.22b 0.50d .05, Ss [#10]	2	
40	09738	(000000-) Screw, Hex, M5 X 0.8 X 12, Ss	2	
41	1035032	(000000-) Seal, Celr Rbr, .50, 01.00w 11.50l, Adh	1	
42	1035033	(000000-) Seal, Celr Rbr, .50, 01.00w 07.00l, Adh	1	

Fig. 17 - Vacuum Fan Kit, Single

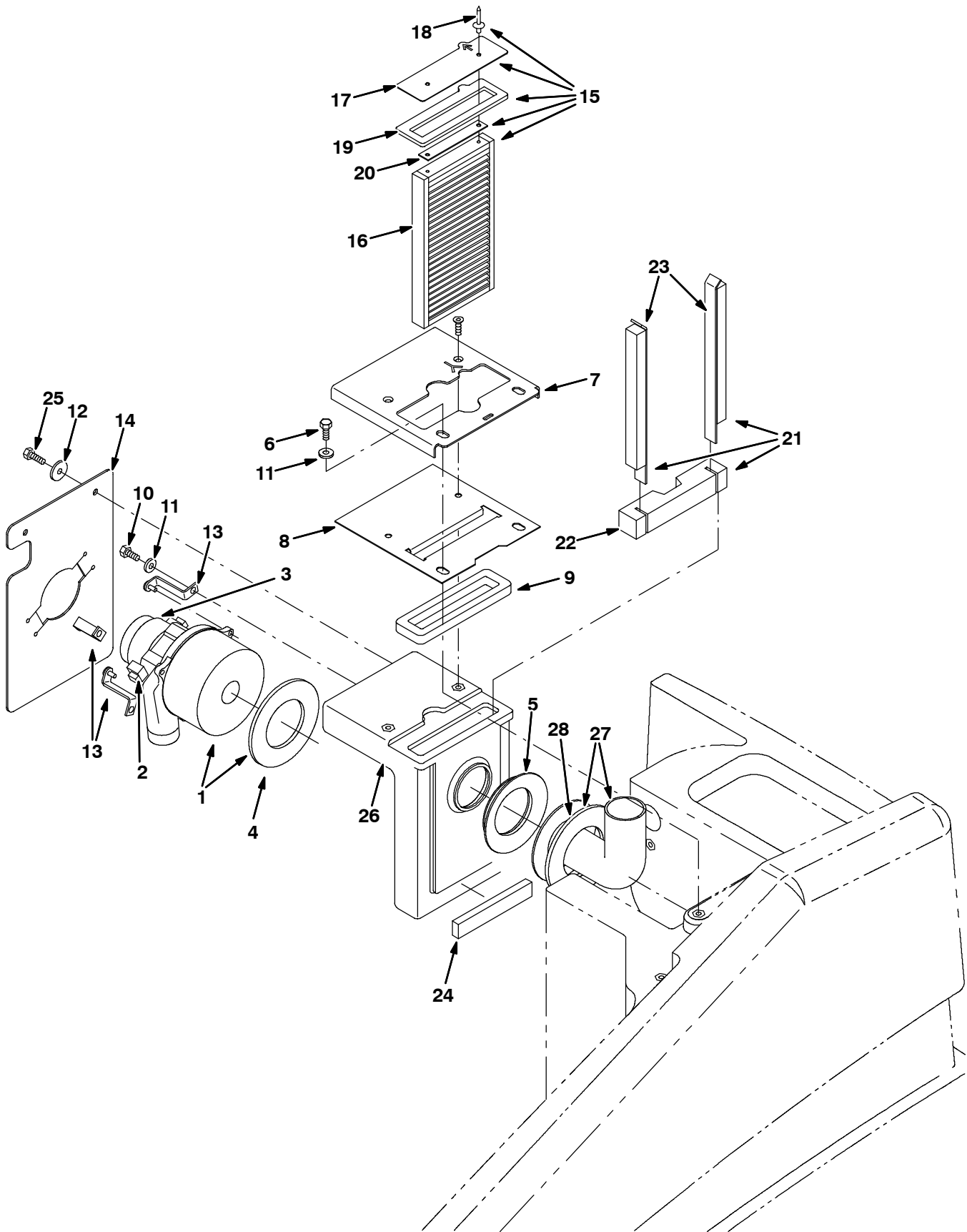


Fig. 17 - Vacuum Fan Kit, Single

Ref.	Part No.	Serial Number	Description	Qty.
▽	9003172	(000000-) Vacfan Kit, Sgl, Ci [T15]	1
▲▽	1 1039617	(015452-) Fan, Vacuum, 5.7d, 036vdc, 3 Stage	1
▲▲	2 1041772	(015452-) Brush Kit, Motor, Fan 24 & 36 Vdc	1
▲▲	3 1041766	(015452-) Cover, Cooling Fan	1
▲▲	4 10912	(015452-) Seal, Rbr, Clsd, 0.375, 5.0d 2.5h	1
▲▽	1 398520	(000000-015451) Fan Assy, Vacuum, 5.7d, 036vdc, 3 Stage (Replaced by 9004055)	1
▲▲	2 398513	(000000-015451) Seal, Rbr, Clsd, 0.25, 5.8d 03.3h	1
▲▲	3 398511	(000000-015451) Seal, Rbr, Clsd, 0.25, 5.8d 03.3h	1
▲▲	4 223264	(000000-015451) Seal, Rbr, Clsd, 0.25, 5.8d 03.3h	1
▲	5 223525	(000000-) Seal, Fan	1
▲	6 15675	(000000-) Screw, Hex, M8 X 1.25 X 16, Ss	2
▲	7 1034297	(000000-) Bracket, Demister	1
▲	8 1034356	(000000-) Bracket, Demister	1
▲	9 223507	(000000-) Seal, Rbr, Clsd, 0.63, Demister	1
▲	10 49826	(000000-) Screw, Hex, M8 X 1.25 X 16, Ss, NI	3
▲	11 01685	(000000-) Washer, Flat, 0.38b 0.88d .08, Ss	5
▲	12 30013	(000000-) Washer, Flat, 0.31, Fendr	2
▲	13 222124	(000000-) Bracket, Mtg, Vacfan	3
▲	14 223262	(000000-) Skirt, Neo, .12, 06/ Hole, Motor, Fan	1
▲▽	15 9003179	(000000-) Filter Assy, Panl, Scrbr [T15]	1
▲▲	16 1043177	(000000-) Filter, Panl, Dust, 1.0 X 06.0 X 11.0	1
▲▲	17 1035425	(000000-) Plate, Top	1
▲▲	18 393074	(000000-) Rivet, Blind, .188d X 0.47 X .38d, Alm	2
▲▲	19 223266	(000000-) Seal, Rbr, Clsd, 0.25, Fltr, Panl	1
▲▲	20 385617	(000000-) Plate, Spacer, Fltr	1
▲▽	21 369453	(000000-) Seal Kit, Vacfan & Panl Fltr	1
▲▲	22 369451	(000000-) Seal, Rbr, Clsd, 1.41, Demister	1
▲▲	23 369449	(000000-) Seal Assy, Vacfan	2
▲	24 1034357	(000000-) Seal, Ure, 0.50, 1.00w 06.0l Adh	1
▲	25 09740	(000000-) Screw, Hex, M8 X 1.25 X 20, Ss	2
▲	26 223259	(000000-) Tank, Demister	1
▽	27 9003619	(000000-) Tube, Elbow, Kit	1
▲	28 223264	(000000-) Seal, Rbr, Clsd, 0.25, 5.8d 03.3h	1

Fig. 18 - Solution Tank Group

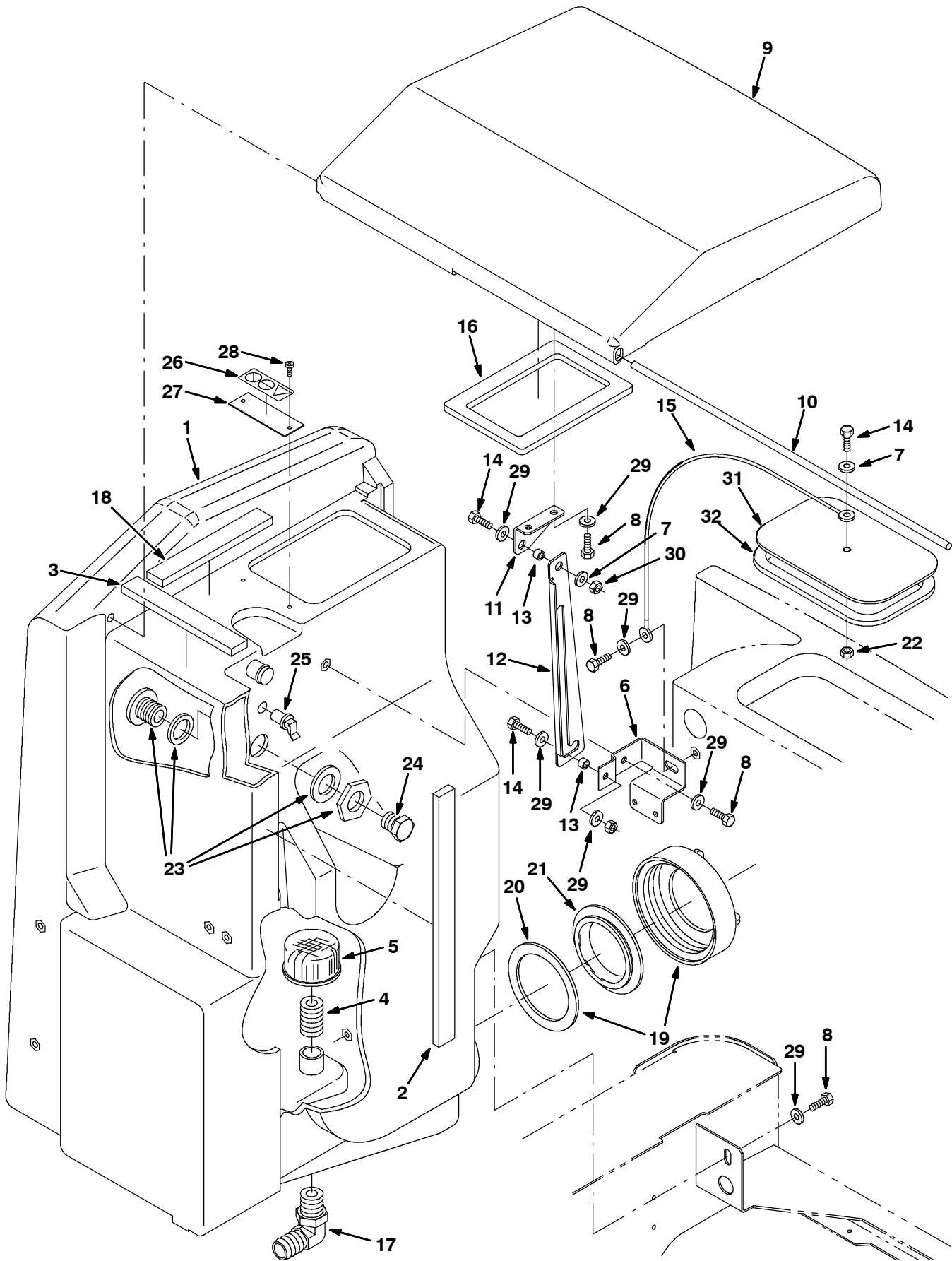


Fig. 18 - Solution Tank Group

Ref.	Part No.	Serial Number	Description	Qty.
1	1034705	(000000-) Tank, Soltn, Rm-Blgr, Trimmed	1
2	1035030	(000000-) Seal, Celr Rbr, .75, 01.50w 17.00l, Adh	1
3	1035032	(000000-) Seal, Celr Rbr, .50, 01.00w 11.50l, Adh	1
4	223499	(000000-) Fitting, Plstc, Str, Pm16/Pm16 Close	1
5	20810	(000000-) Filter, Soltn, 20mesh, Pf16 3.1d 02.3l	1
6	1035018	(000000-) Bracket, Mtg	1
7	01685	(000000-) Washer, Flat, 0.38b 0.88d .08, Ss	2
8	49826	(000000-) Screw, Hex, M8 X 1.25 X 16, Ss, NI	5
9	1032918	(000000-) Cover, Tank, Soltn / Recvy	1
9	9003186	(000000-) Cover, Tank, Soltn, W/ Label, Tj [T15] (Japan Only)	1
10	223258	(000000-) Bar, Rnd, Plstc, 0.38d 25.0l	1
11	1035444	(000000-) Bracket, Angle, Cover	1
12	1035449	(000000-) Bracket, Sppt, Tank, Soltn	1
13	222516	(000000-) Sleeve, P/M, 0.31b 0.50d 0.3l [430ss]	2
14	09740	(000000-) Screw, Hex, M8 X 1.25 X 20, Ss	3
15	1024784	(000000-) Cable, Cover, Recvy Tank	1
16	1039407	(000000-) Seal, Tank, Soltn	1
17	223497	(000000-) Fitting, Plstc, E90, Bm12/Pm16	1
18	1035033	(000000-) Seal, Celr Rbr, .50, 01.00w 07.00l, Adh	1
▽	19	24358	(000000-) Cap Assy, Tank, Drain	1
▲	20	1031699	(000000-) Gasket, 4.05id 5.29od .19 [Buna]	1
	21	86636	(000000-) Cover, Tank	1
	22	07786	(000000-) Nut, Hex, Std, M8 X 1.25, Ss	1
	23	377349	(000000-) Fitting, Plstc, Pf12/Pf12, Bh	1
	24	75611	(000000-) Fitting, Plstc, Plug, Pm12	1
	25	369889	(000000-) Plug, Expandable, Rnd 0.625h 0.7l	1
	26	391451	(000000-) Label [Attention Fast Users, 5400s]	1
	27	1017101	(000000-) Plate, Label, Soltn Tank	1
	28	360973	(000000-) Screw, Pan, #12-16 X 0.50, F/ Plstc	1
	29	1017218	(000000-) Washer, Flat, 0.32b 1.00d .12, Ss	6
	30	08709	(000000-) Nut, Hex, Lock, M8 X 1.25, NI	2
	31	1024488	(000000-) Plate, Mtg, Seal, Tank, Recvy	1
	32	1024692	(000000-) Seal, Tank, Recvy	1

Fig. 19 - Solution Control Group

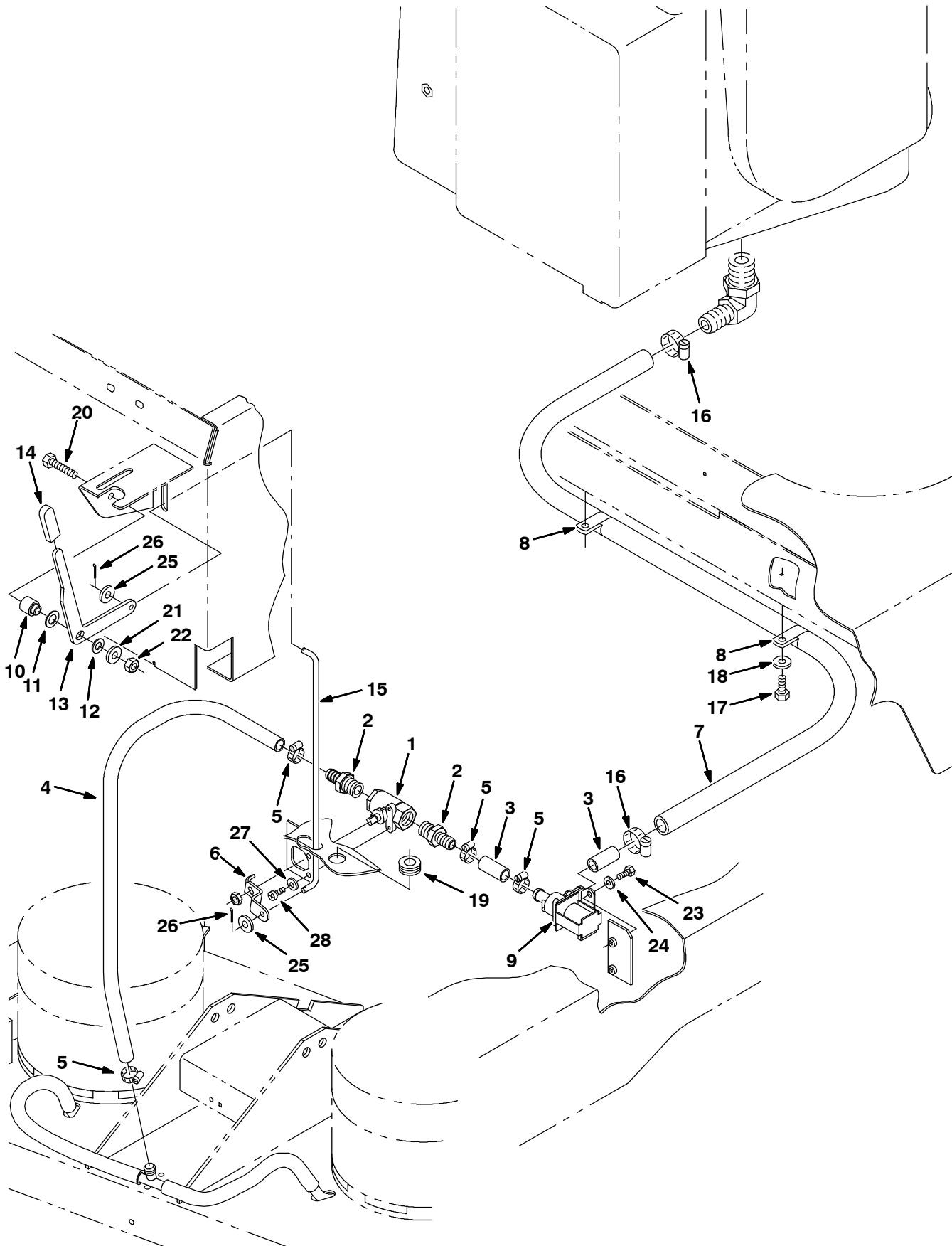


Fig. 19 - Solution Control Group

Ref.	Part No.	Serial Number	Description	Qty.
1	12083	(000000-) Valve, Ball, Pf08, Ss	1
2	79273-4	(000000-) Fitting, Plstc, Str, Bm08/Pm08	2
3	71793	(000000-) Hose, Pvc, Clr, 0.50id 0.75od 001.50l	2
4	223515	(000000-) Hose, Pvc, Brd, 0.50id 0.73od 015.6l,Clr	1
5	54333	(000000-) Clamp, Hose, Wormdrive, 0.31-0.88d, .31w	4
6	223238	(000000-) Arm, Valve, Water, 1.6 Sl /.27h, Offset	1
7	223247	(000000-) Hose, Pvc, Brd, 0.75id 1.03od 058.0l,Clr	1
8	69234	(000000-) Clamp, Cable, Stl, 1.00d X 0.75w, 1hole	2
9	222113	(000000-) Valve, Water, Solenoid, 36vdc Bm10/Bm10	1
10	223235	(000000-) Sleeve, Fling, 0.32b 0.75/0.49d 0.9l, Stl	1
11	86860	(000000-) Bearing, Thrust, 0.50b 0.87d 0.06w	1
12	43611	(000000-) Washer, Flat, 0.39b 0.75d .06, Nyl	1
13	1035106	(000000-) Lever, Cntrl	1
14	222190	(000000-) Grip, Handle	1
15	223233	(000000-) Rod, Valve	1
16	63810	(000000-) Clamp, Hose, Wormdrive, 0.56-1.06d, .56w	2
17	09740	(000000-) Screw, Hex, M8 X 1.25 X 20, Ss	2
18	01686	(000000-) Washer, Flat, 0.44b 1.00d .08, Ss	2
19	10632-9	(000000-) Grommet, Rbr, 0.63id, F/0.8h, .12 Matl	1
20	06956	(000000-) Screw, Hex, M8 X 1.25 X 45, 8.8	1
21	01685	(000000-) Washer, Flat, 0.38b 0.88d .08, Ss	1
22	08709	(000000-) Nut, Hex, Lock, M8 X 1.25, NI	1
23	39648	(000000-) Screw, Pan, #10-24 X 0.38, G1	2
24	32980	(000000-) Washer, Lock, Int, #10	2
25	01684	(000000-) Washer, Flat, 0.27b 0.69d .05, Ss	2
26	08170	(000000-) Pin, Cotter, .062 X 0.50	2
27	32980	(000000-) Washer, Lock, Int, #10	2
28	39648	(000000-) Screw, Pan, #10-24 X 0.38, G1	2

STANDARD PARTS

Fig. 20 - FaST Air Pump and Detergent Group (00000-015437)

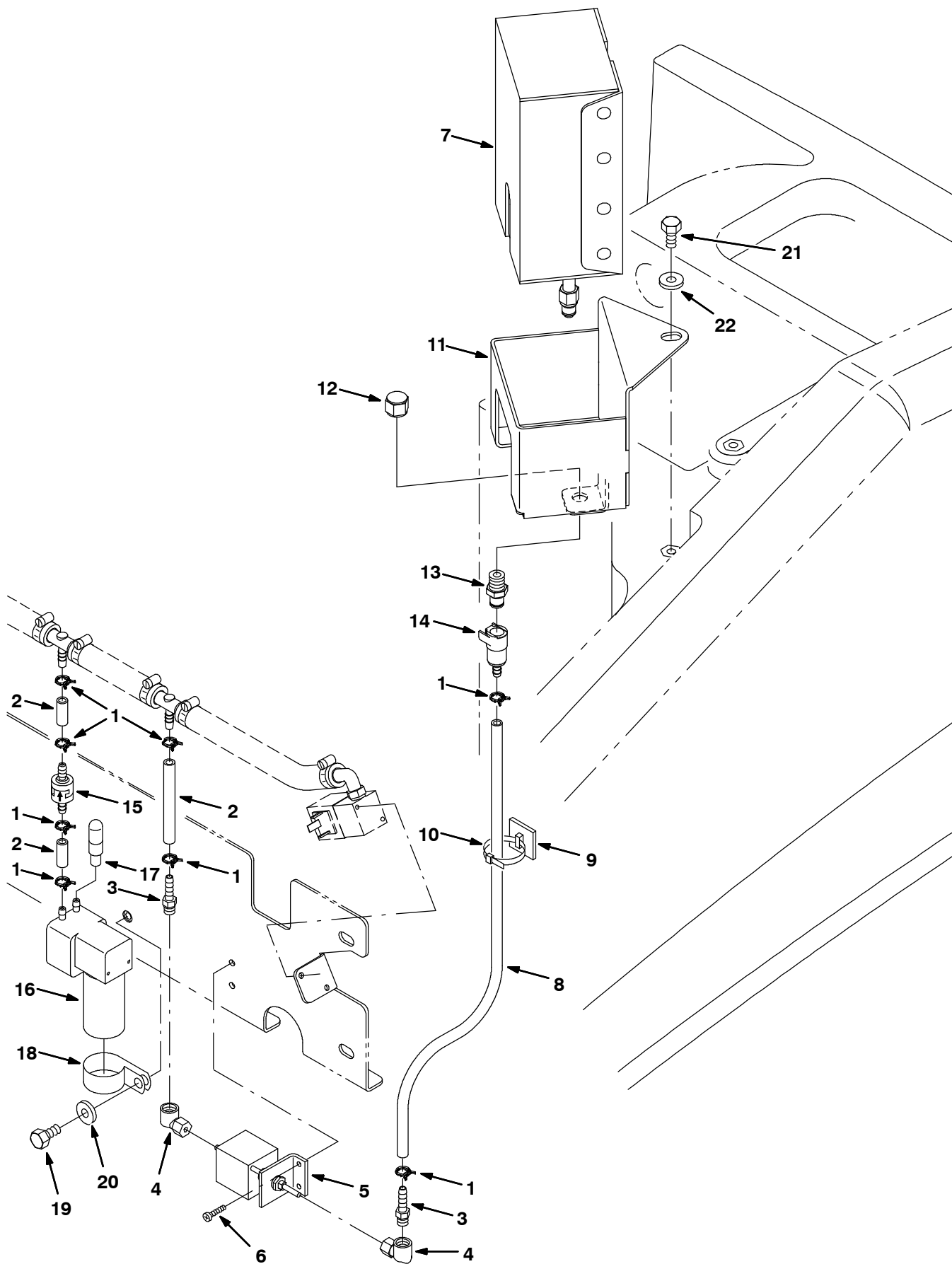


Fig. 20 - FaST Air Pump and Detergent Group (000000-015437)

Ref.	Part No.	Serial Number	Description	Qty.
1	613735	(000000-015437)	Clamp, Hose, Wir, .40 - .42 [Dbl Wire]	8
2	1014987	(000000-015437)	Hose, Afmkt, Pvc, Clr, 0.25id, 01ft	1
3	150525	(000000-015437)	Fitting, Brs, Str, Bm04/Pm02	2
4	1014082	(000000-015437)	Fitting, Brs, E90, Cf03/Pf02	2
5	1013789	(000000-015437)	Pump, Detgt [560s]	1
6	24265	(000000-015437)	Screw, Pan, M4 X 0.7 X 16, Ss	2
7	1017015	(000000-015437)	Detergent, Pkg, 2 Liter, Sgl [365]	-
7	1017022	(000000-015437)	Detergent, Pkg, 2 Liter, Sgl [665]	-
7	9002021	(000000-015437)	Detergent, 2 Liter [Fast 965]	-
8	1014985	(000000-015437)	Hose, Afmkt, Pvc, Clr, 0.25id, 08ft	1
9	55248	(000000-015437)	Mount, Cable Tie	2
10	49266	(000000-015437)	Tie, Cable, Nyl, 07.3l .19w 1.8 Max D	2
11	1034913	(000000-015437)	Bracket Wldt, Box, Detgt	1
12	1005435	(000000-015437)	Fitting, Plstc, Pipe, Cap, Pf04	1
13	1002899	(000000-015437)	Fitting, Plstc, Str, Pm04, Cplg, Mal	1
14	1002898	(000000-015437)	Fitting, Plstc, Str, Bm04, Cplg, Fem	1
15	1013902	(000000-015437)	Valve, Check, 0002psi Bm04/Bm04	1
16	1008211	(000000-015437)	Pump, Air, Ele, 36vdc	1
17	1005255	(000000-015437)	Filter Assy, Air, Mold, Ure	1
18	86328	(000000-015437)	Clamp, Cable, Stl, 1.50d X 0.75w, 1hole	1
19	09740	(000000-015437)	Screw, Hex, M8 X 1.25 X 20, Ss	1
20	01685	(000000-015437)	Washer, Flat, 0.38b 0.88d .08, Ss	1
21	16931	(000000-015437)	Screw, Hex, M8 X 1.25 X 20, 8.8	1
22	32491	(000000-015437)	Washer, Flat, 0.31, Std	1

STANDARD PARTS

Fig. 21 - FaST Solution Pump Group (00000-015437)

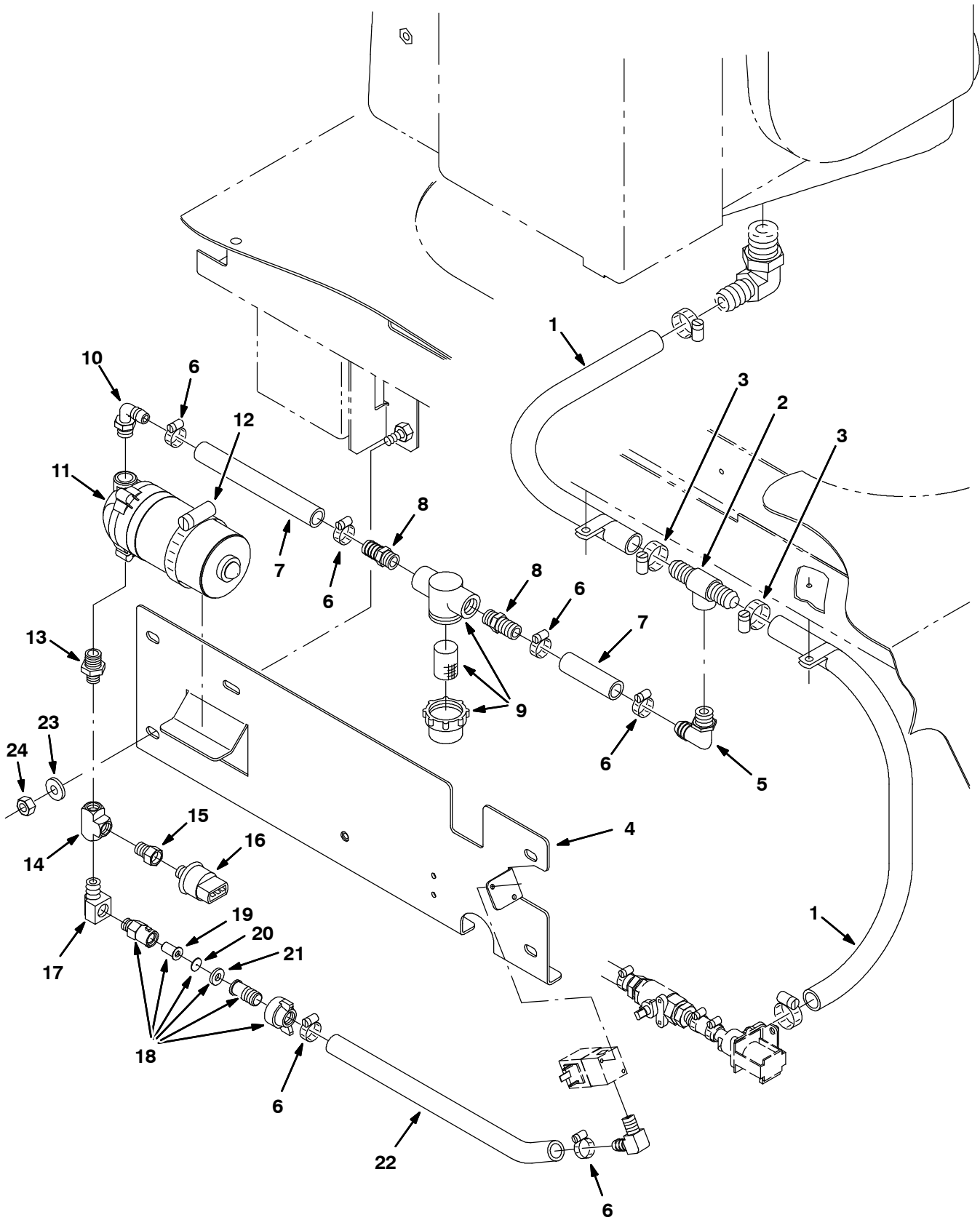


Fig. 21 - FaST Solution Pump Group (000000-015437)

Ref.	Part No.	Serial Number	Description	Qty.	
1	1015163	(000000-015437)	Hose, Pvc, Brd, 0.75id 1.03od 028.0l,Clr	2	
2	64740	(000000-015437)	Fitting, Plstc, Tee, Bm12/Bm12/Pf08, Br	1	
3	86824	(000000-015437)	Clamp, Hose, Wormdrive, 0.50-1.06d, .50w	2	
4	1014750	(000000-015437)	Plate, Mtg, Pump	1	
5	86509	(000000-015437)	Fitting, Plstc, E90, Bm08/Pm08, Nyl	1	
6	54333	(000000-015437)	Clamp, Hose, Wormdrive, 0.31-0.88d, .31w	6	
7	1011403	(000000-015437)	Hose, Afmkt, Pvc, Brd, 0.50id, 01ft, Clr	1	
8	64743	(000000-015437)	Fitting, Plstc, Str, Bm08/Pm06	2	
9	1005302	(000000-015437)	Filter, In-Line, Pf06/Pf06, 80 Mesh	1	
10	64778	(000000-015437)	Fitting, Plstc, E90, Bm08/Pm06	1	
11	1005866	(000000-015437)	Pump, Soltn, Ele, 36vdc	1	
12	17188	(000000-015437)	Clamp, Hose, Wormdrive, 2.50-3.50d, .50w	1	
13	1010835	(000000-015437)	Fitting, Brs, Str, Pm04/Pm06	1	
14	398474	(000000-015437)	Fitting, Brs, Tee, Pf04/Pf04/Pf04	1	
15	150100	(000000-015437)	Fitting, Brs, Str, Pf02/Pm04	1	
16	1028582	(000000-015437)	Switch, Press, 0010psi Spst	1	
17	27048	(000000-015437)	Fitting, Brs, E90, Pf04/Pm04	1	
▽	18	1014851	(000000-015437)	Fitting Assy, Cap, 0.054b, Bm08/Pm04	1
▲	19	1006447	(000000-015437)	Filter, Screen, 050 Mesh .59d .8l Ss	1
▲	20	1014852	(000000-015437)	Plate, Orifice, 0.054id	1
▲	21	1005508	(000000-015437)	Washer, Flat, 0.34b 0.75d .12 [Viton]	1
	22	1011521	(000000-015437)	Hose, Afmkt, Pvc, Brd, 0.50id, 02ft, Clr	1
	23	01686	(000000-015437)	Washer, Flat, 0.44b 1.00d .08, Ss	4
	24	08714	(000000-015437)	Nut, Hex, Lock, M10 X 1.5, NI, Ss	4

STANDARD PARTS

Fig. 22 - FaST Foam Filter Group, Disk Scrub Head, 900mm (36 in) (000000-015437)

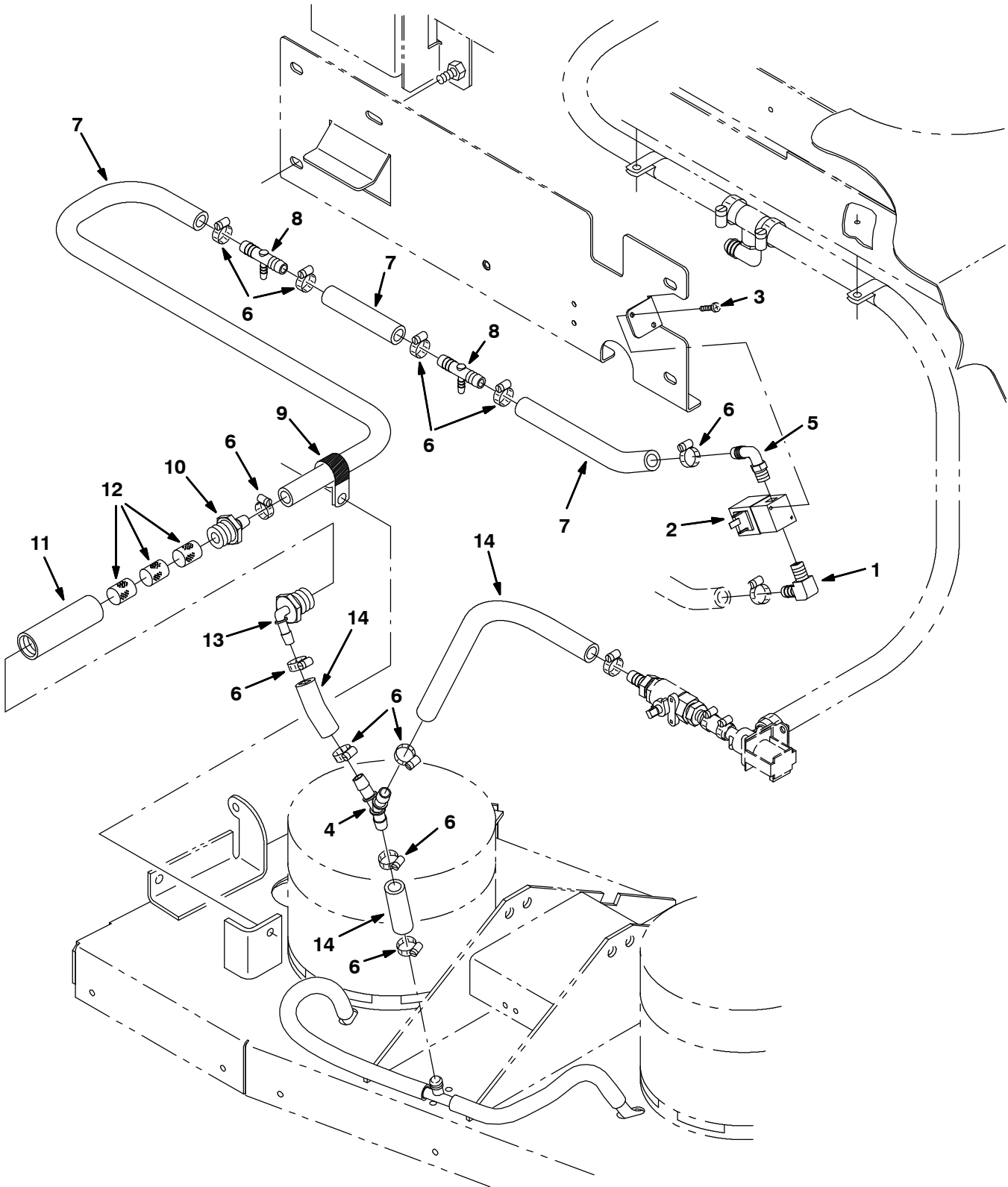


Fig. 22 - FaST Foam Filter Group, Disk Scrub Head, 900mm (36 in) (000000-015437)

Ref.	Part No.	Serial Number	Description	Qty.
1	1010836	(000000-015437)	Fitting, Brs, E90, Bm08/Pm04	1
2	1028579	(000000-015437)	Valve, Water, Solenoid, 36vdc Pf02	1
3	09200	(000000-015437)	Screw, Pan, M5 X 0.8 X 12, Ss	2
4	1010668	(000000-015437)	Fitting, Plstc, Y, Bm08/Bm08/Bm08, Nyl	1
5	1010713	(000000-015437)	Fitting, Plstc, E90, Bm08/Pm04, Nyl	1
6	54333	(000000-015437)	Clamp, Hose, Wormdrive, 0.31-0.88d, .31w	11
7	1011412	(000000-015437)	Hose, Afmkt, Pvc, Brd, 0.50id, 08ft, Clr	1
8	1010684	(000000-015437)	Fitting, Plstc, Tee, Bm04/Bm08/Bm08, Br	1
9	58366	(000000-015437)	Clamp, Cable, Stl, 1.25d X 1.00w, 1hole	1
10	79273-1	(000000-015437)	Fitting, Plstc, Str, Bm08/Pm12	1
11	1005086	(000000-015437)	Hose, Pvc, Clr, 0.94id 1.29od 04.0l	1
12	1002789	(000000-015437)	Filter, Foam, Rbr, 1.20d, 1.0l	3
13	1005552	(000000-015437)	Fitting, Plstc, E90, Bm08/Pm12, Nyl	1
14	1011521	(000000-015437)	Hose, Afmkt, Pvc, Brd, 0.50id, 02ft, Clr	1

STANDARD PARTS

Fig. 23 - FaST Foam Filter Group, Cylindrical Scrub Head, 900mm (36 in) (000000-015437)

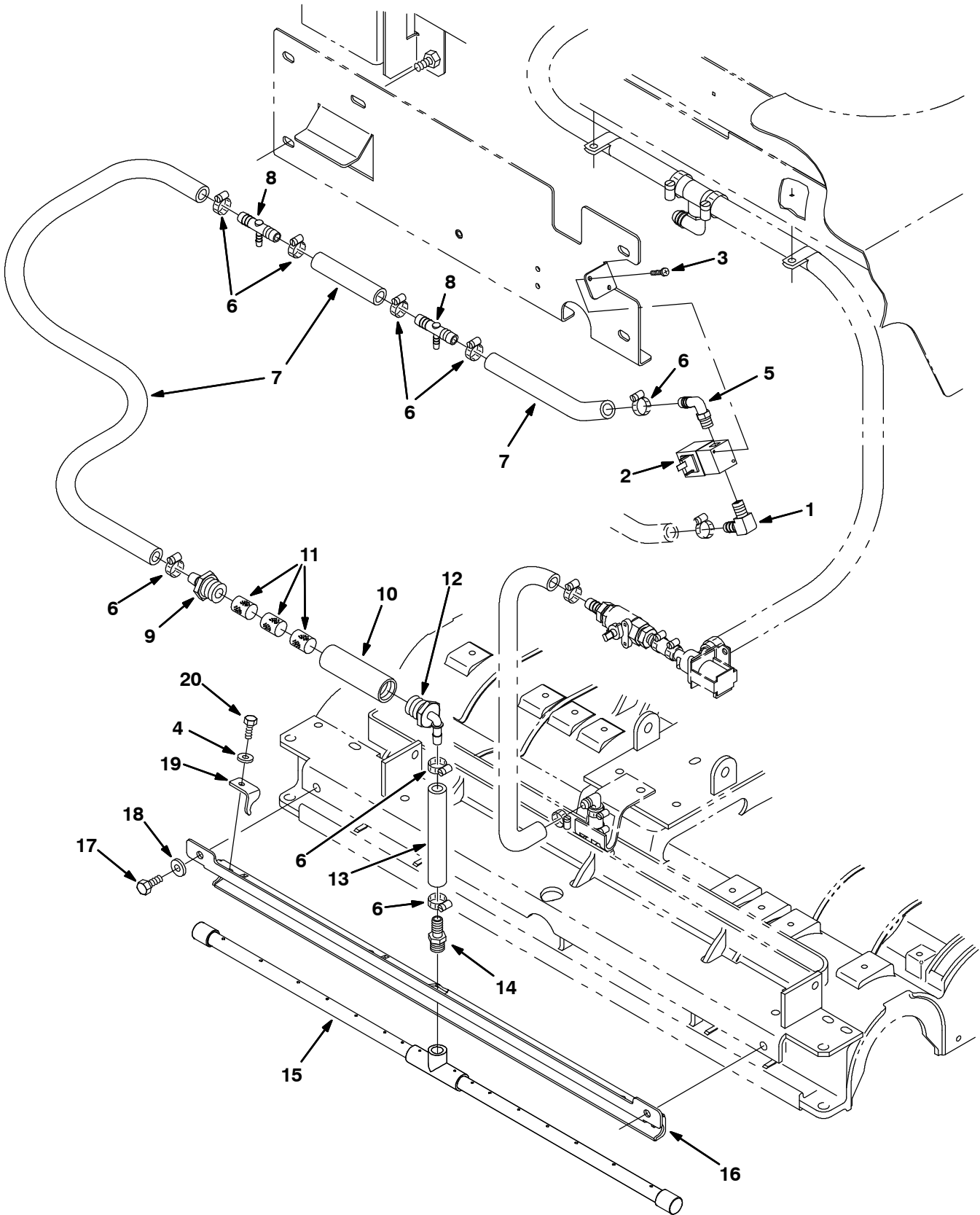


Fig. 23 - FaST Foam Filter Group, Cylindrical Scrub Head, 900mm (36 in) (000000-015437)

Ref.	Part No.	Serial Number	Description	Qty.
1	1010836	(000000-015437)	Fitting, Brs, E90, Bm08/Pm04	1
2	1009603	(000000-015437)	Valve, Water, Solenoid, 36vdc 02pf	1
3	09200	(000000-015437)	Screw, Pan, M5 X 0.8 X 12, Ss	2
4	01684	(000000-015437)	Washer, Flat, 0.27b 0.69d .05, Ss	1
5	1010713	(000000-015437)	Fitting, Plstc, E90, Bm08/Pm04, Nyl	1
6	54333	(000000-015437)	Clamp, Hose, Wormdrive, 0.31-0.88d, .31w	8
7	1011412	(000000-015437)	Hose, Afmkt, Pvc, Brd, 0.50id, 08ft, Clr	1
8	1010684	(000000-015437)	Fitting, Plstc, Tee, Bm04/Bm08/Bm08, Br	1
9	79273-1	(000000-015437)	Fitting, Plstc, Str, Bm08/Pm12	1
10	1005086	(000000-015437)	Hose, Pvc, Clr, 0.94id 1.29od 04.0l	1
11	1002789	(000000-015437)	Filter, Foam, Rbr, 1.20d, 1.0l	3
12	1005552	(000000-015437)	Fitting, Plstc, E90, Bm08/Pm12, Nyl	1
13	1011403	(000000-015437)	Hose, Afmkt, Pvc, Brd, 0.50id, 01ft, Clr	1
14	64743	(000000-015437)	Fitting, Plstc, Str, Bm08/Pm06	1
15	1015139	(000000-015437)	Tube Assy, Spray, Cyl, 0900mm	1
16	1015147	(000000-015437)	Bracket Wldt, Bar, Spray, 900mm	1
17	12273	(000000-015437)	Screw, Hex, M8 X 1.25 X 20, Ss, NI	1
18	01685	(000000-015437)	Washer, Flat, 0.38b 0.88d .08, Ss	1
19	1014673	(000000-015437)	Bracket, Bar, Spray	1
20	11635	(000000-015437)	Screw, Hex, M6 X 1.0 X 12, Ss, NI	1

Fig. 24 - FaST Electrical Panel Group (000000-015437)

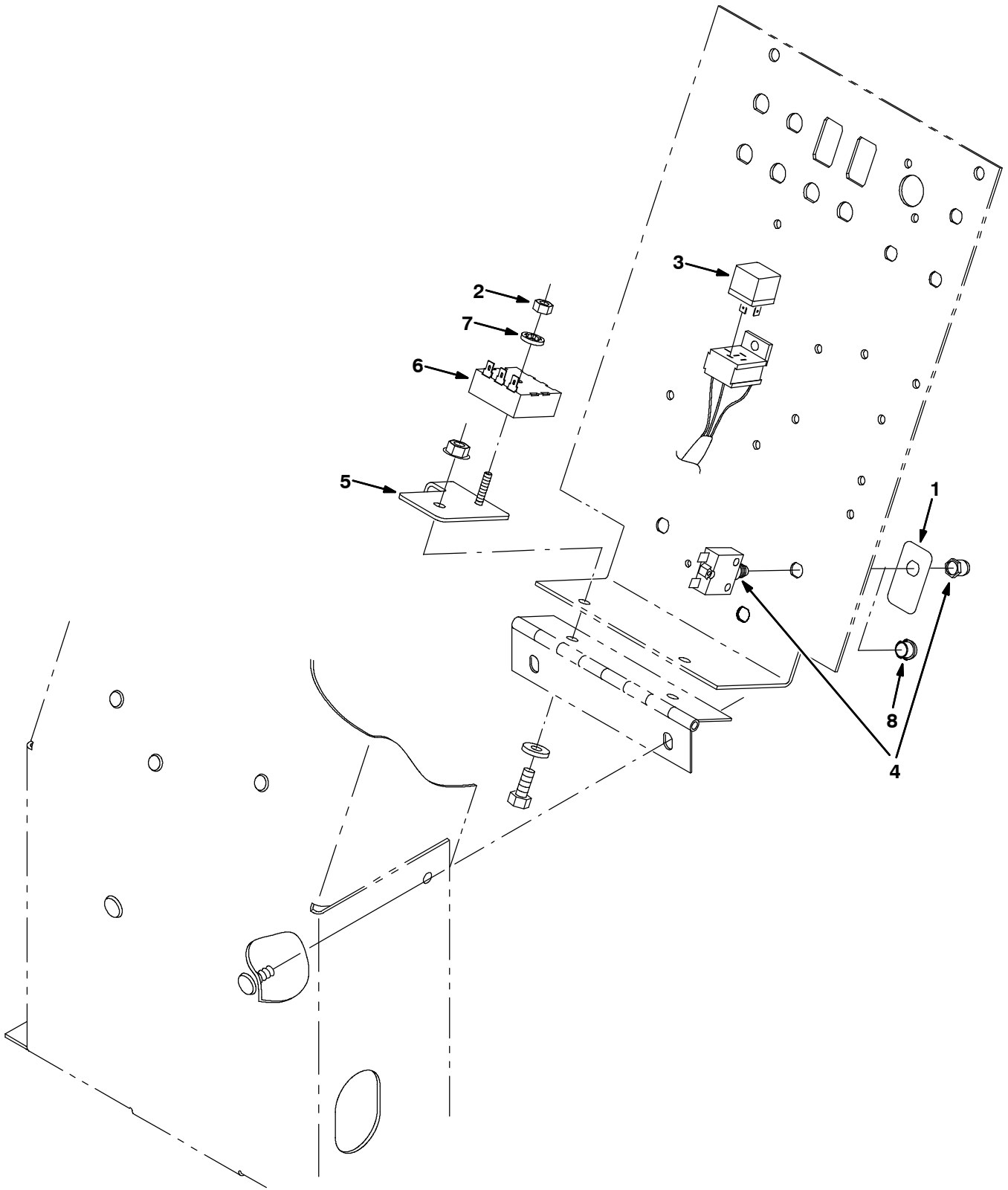
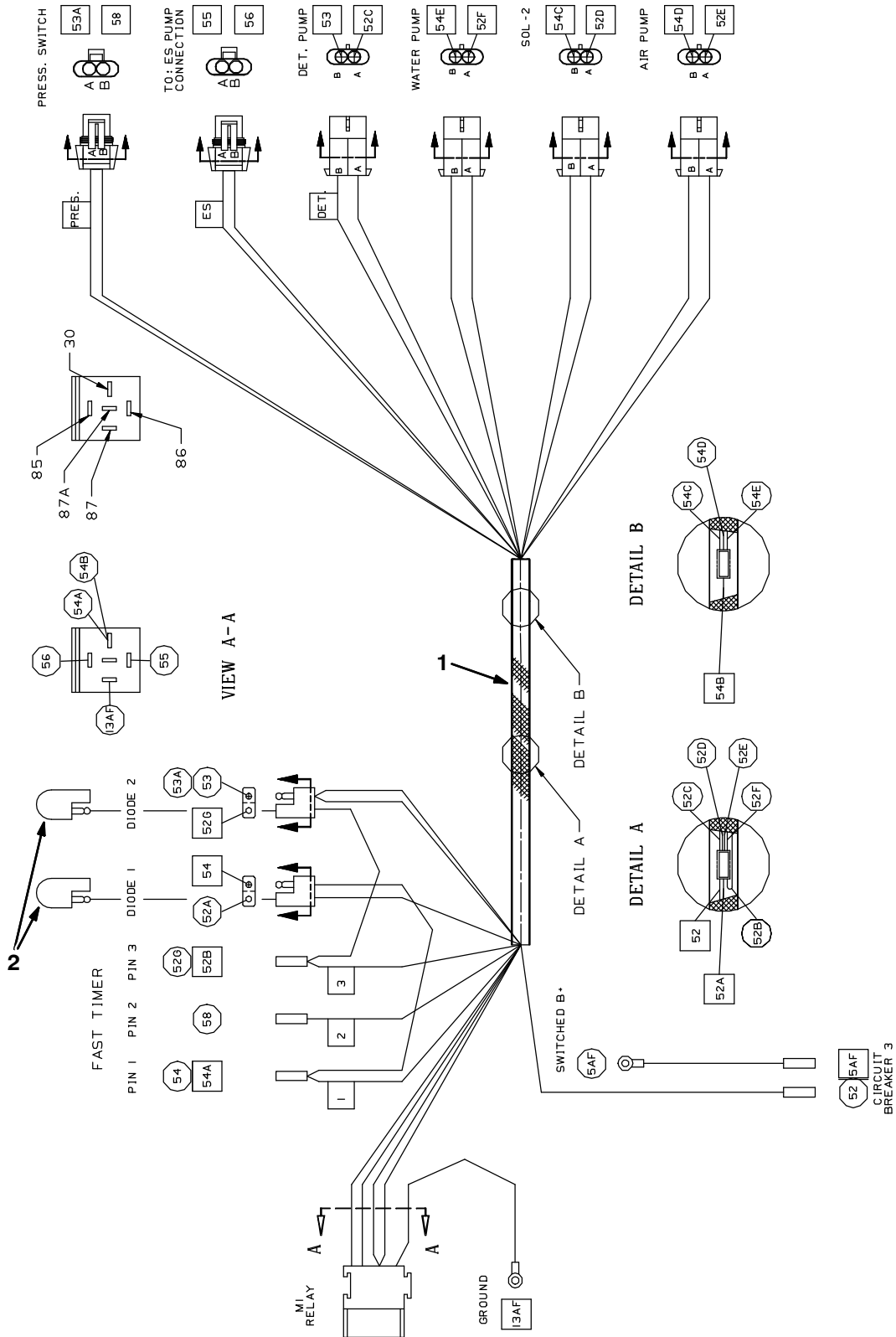


Fig. 24 - FaST Electrical Panel Group (000000-015437)

Ref.	Part No.	Serial Number	Description	Qty.
1	1015087	(000000-015437)	Label, Opertnl, Circuitbreaker	1
2	08708	(000000-015437)	Nut, Hex, Lock, M6 X 1.00, NI	1
3	398526	(000000-015437)	Relay, 36vdc, 005a, Spdt No [Greenwich]	1
4	383721	(000000-015437)	Circuitbreaker, 10.0a	1
5	1014853	(000000-015437)	Bracket, Timer	1
6	1028586	(000000-015437)	Timer, 36vdc, Detgt [.5on/1.17off]	1
7	32989	(000000-015437)	Washer, Lock, Int, 0.50	1
8	33807	(015438-	Plug, Hole, Rnd, 0.44H .03-.12, Blk Nyl	1

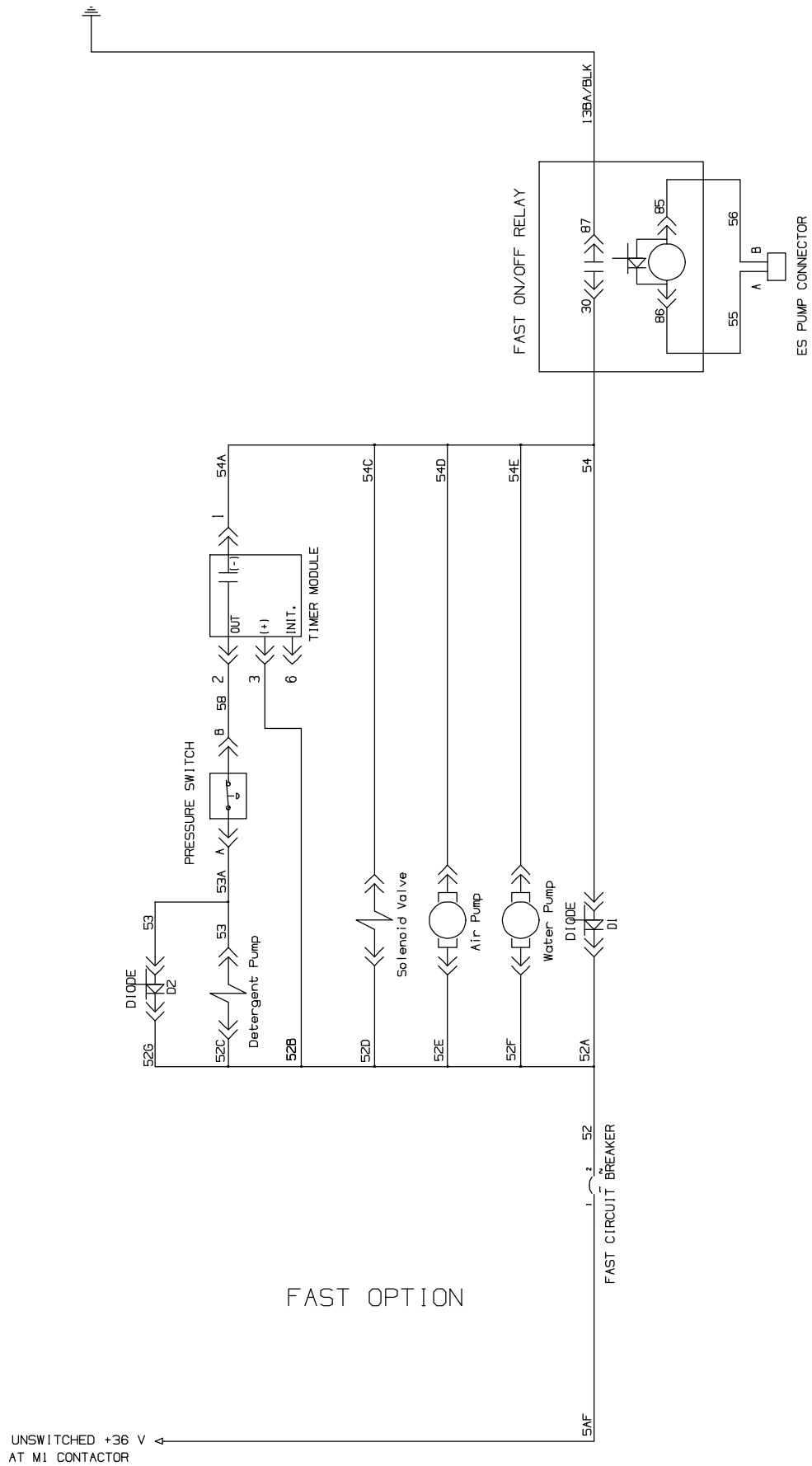
Fig. 25 - FaST Wire Harness Group (000000-015437)



354214

Ref.	Part No.	Serial Number	Description	Qty.
1	391920	(000000-015437)	Harness	1
2	222290	(000000-015437)	Diode, Ele, Plug	2

Fig. 26 - FaST Electrical Schematic (000000-015437)



FAST OPTION

Fig. 27 - FaST Solution Pump Group (015438-)

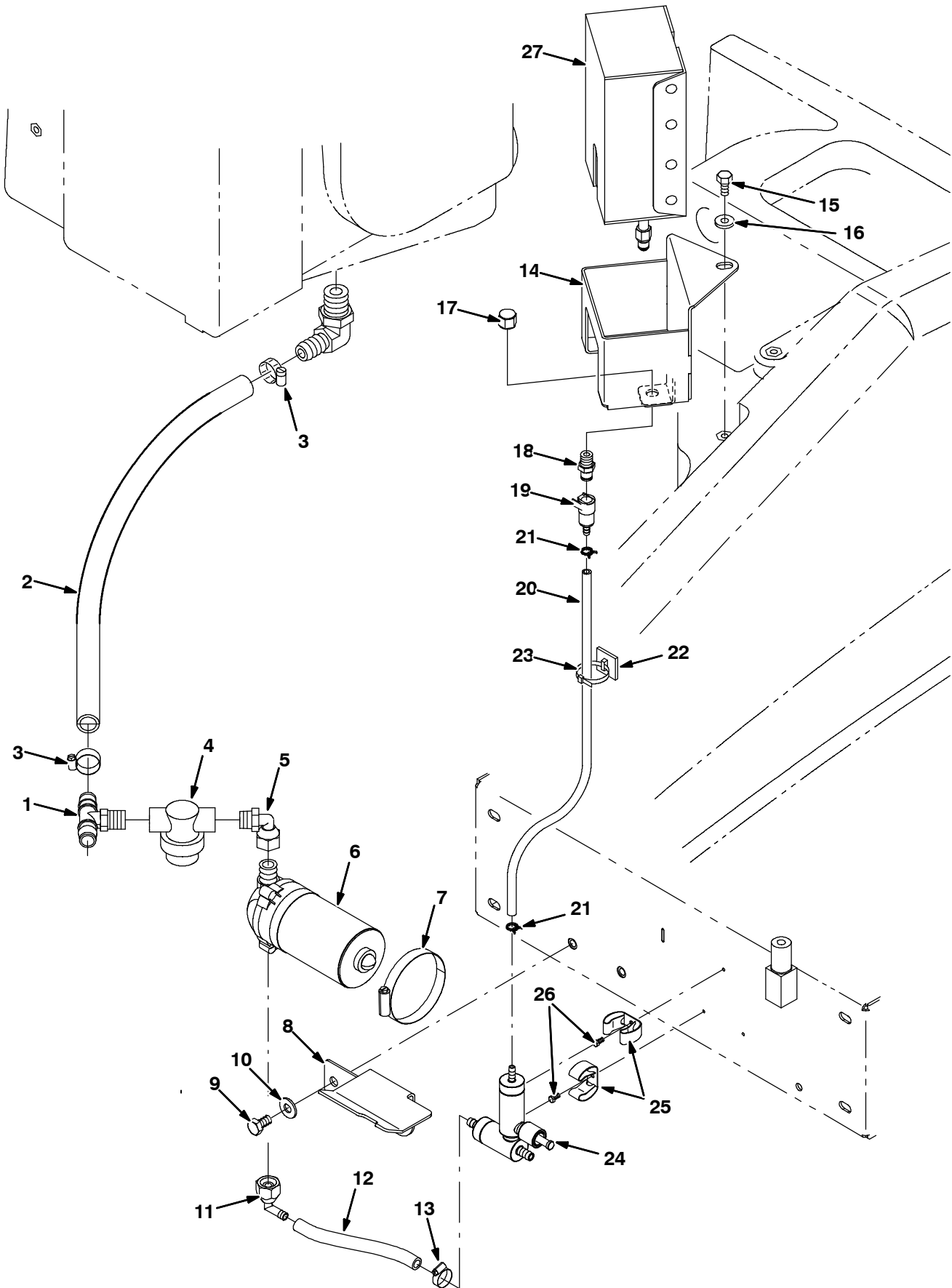


Fig. 27 - FaST Solution Pump Group (015438-)

Ref.	Part No.	Serial Number	Description	Qty.
1	1043854	(015438-) Fitting, Plstc, Tee, Bm12/Bm12/Pm08	1
2	1015045	(015438-) Hose, Afmkt, Pvc, Brd, 0.75id, 08ft, Clr	1
3	63810	(015438-) Clamp, Hose, Wormdrive, 0.56-1.06d, .56w	2
4	1005388	(015438-) Filter, In-Line, Pf08/Pf08 080mesh 02.6l	1
5	1037264	(015438-) Fitting, Plstc, E90, Pm08/Pf08s, Swivel	1
6	1037108	(015438-) Pump, Soltn, Ele, 36vdc, 60psi [Packard]	1
7	17188	(015438-) Clamp, Hose, Wormdrive, 2.50-3.50d, .50w	1
8	1034172	(015438-) Bracket, Pump, Soltn	1
9	10959	(015438-) Screw, Hex, M10 X 1.50 X 20, NI, Ss	2
10	01686	(015438-) Washer, Flat, 0.44b 1.00d .08, Ss	2
11	611010	(015438-) Fitting, Plstc, E90, Bm06/Pf08, Swivel	1
12	1014971	(015438-) Hose, Afmkt, Pvc, Brd, 0.38id, 01ft, Clr	1
13	54333	(015438-) Clamp, Hose, Wormdrive, 0.31-0.88d, .31w	1
14	1034913	(015438-) Bracket Wldt, Box, Detgt	1
15	16931	(015438-) Screw, Hex, M8 X 1.25 X 20, 8.8	1
16	32491	(015438-) Washer, Flat, 0.31, Std	1
17	1005435	(015438-) Fitting, Plstc, Pipe, Cap, Pf04	1
18	1002899	(015438-) Fitting, Plstc, Str, Pm04, Cplg, Mal	1
19	1002898	(015438-) Fitting, Plstc, Str, Bm04, Cplg, Fem	1
20	1014985	(015438-) Hose, Afmkt, Pvc, Clr, 0.25id, 08ft	1
21	613735	(015438-) Clamp, Hose, Wir, .40 - .42, Yel	2
22	55248	(015438-) Mount, Cable Tie	1
23	49266	(015438-) Tie, Cable, Nyl, 07.3l .19w 1.8 Max D	1
24	9003909	(015438-) Fast Kit, Injector, Ci[T7/Ssr Fast li+] (See Breakdown)	1
25	573073	(015438-) Clip, Grip, Hose, 1.00-1.38, Zn	2
26	16944	(015438-) Screw, Hex, M4 X 0.70 X 10, Fmg	2
27	1017015	(015438-) Fast 365 2 Ltr, Detergent	1
27	1017022	(015438-) Fast 665 2 Ltr, Detergent	1
27	9002021	(015438-) Fast 965 2 Ltr, Detergent	1

Fig. 28 - FaST Solution Supply Group, Disk Scrub Head (015438-)

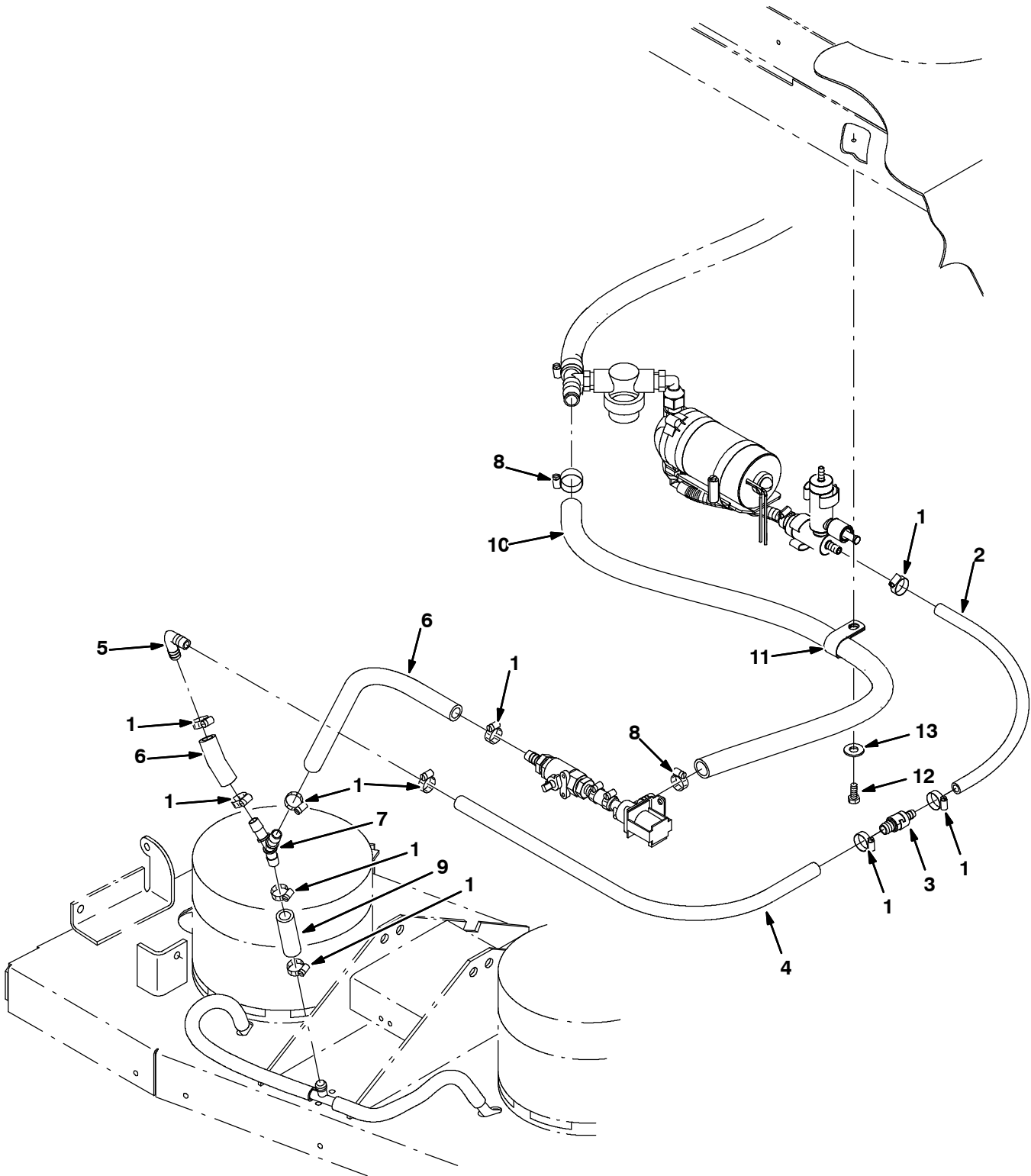


Fig. 28 - FaST Solution Supply Group, Disk Scrub Head (015438-)

Ref.	Part No.	Serial Number	Description	Qty.
1	54333	(015438-) Clamp, Hose, Wormdrive, 0.31-0.88d, .31w	9
2	1014974	(015438-) Hose, Afmkt, Pvc, Brd, 0.38id, 02ft, Clr	1
3	1043317	(015438-) Valve, Check, 0015psi Bm06/Bm08	1
4	1006401	(015438-) Hose, Afmkt, Pvc, Brd, 0.50id, 03ft, Clr	1
5	63987-1	(015438-) Fitting, Plstc, E90, Bm08/Bm08	2
6	1006410	(015438-) Hose, Afmkt, Pvc, Brd, 0.75id, 03ft, Clr	1
7	1010668	(015438-) Fitting, Plstc, Y, Bm08/Bm08/Bm08, Nyl	1
8	63810	(015438-) Clamp, Hose, Wormdrive, 0.56-1.06d, .56w	2
9	1011521	(015438-) Hose, Afmkt, Pvc, Brd, 0.50id, 02ft, Clr	1
10	376727	(015438-) Hose, Pvc, Brd, 0.75id 1.03od, Bulk, Clr	1
11	69234	(015438-) Clamp, Cable, Stl, 1.00d X 0.75w, 1hole	1
12	09740	(015438-) Screw, Hex, M8 X 1.25 X 20, Ss	1
13	01686	(015438-) Washer, Flat, 0.44b 1.00d .08, Ss	1

Fig. 29 - FaST Solution Supply Group, Cylindrical Scrub Head (015438-)

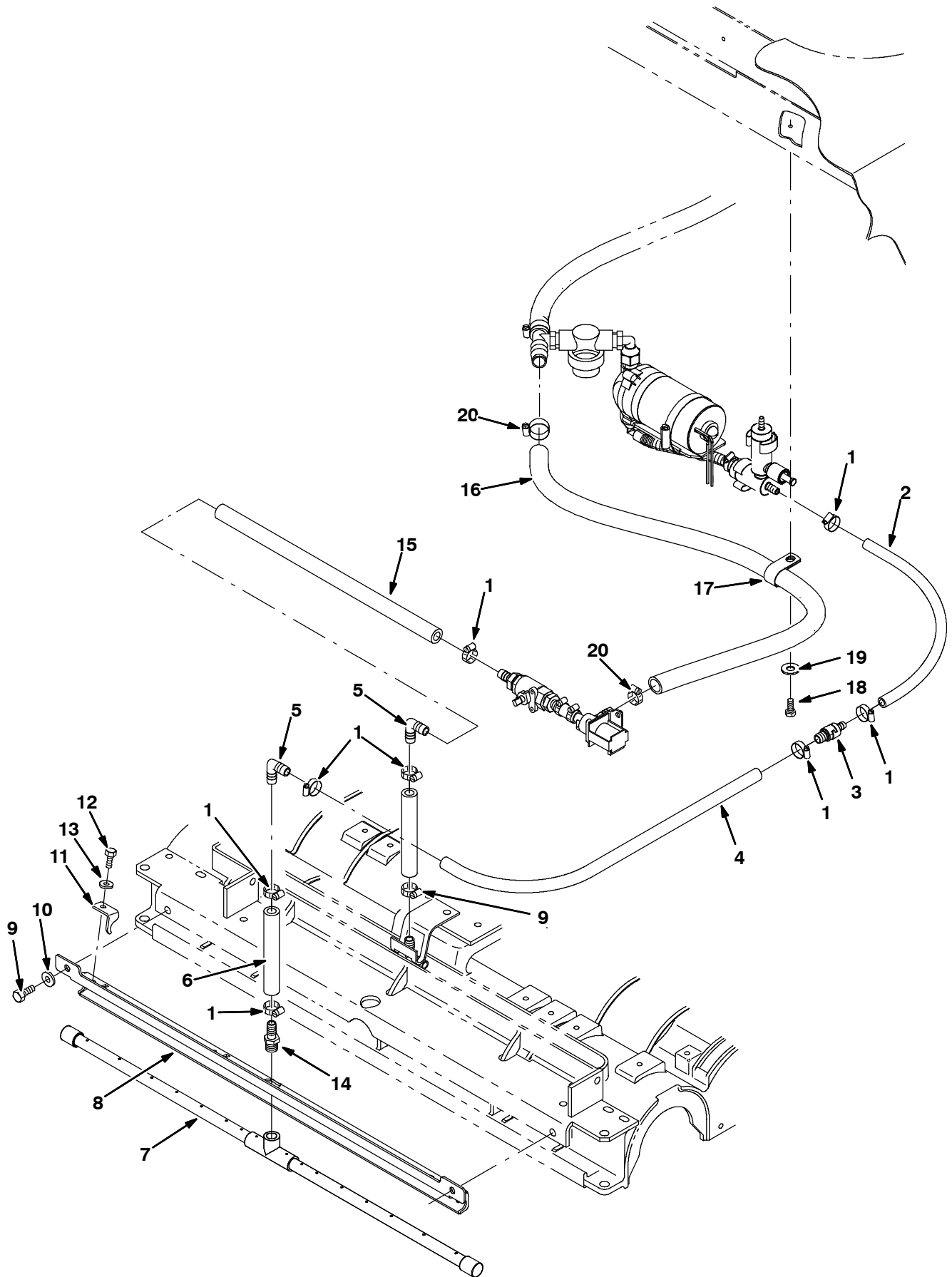


Fig. 29 - FaST Solution Supply Group, Cylindrical Scrub Head (015438-)

Ref.	Part No.	Serial Number	Description	Qty.
1	54333	(015438-) Clamp, Hose, Wormdrive, 0.31-0.88d, .31w	9
2	1014974	(015438-) Hose, Afmkt, Pvc, Brd, 0.38id, 02ft, Clr	1
3	1043317	(015438-) Valve, Check, 0015psi Bm06/Bm08	1
4	1006401	(015438-) Hose, Afmkt, Pvc, Brd, 0.50id, 03ft, Clr	1
5	63987-1	(015438-) Fitting, Plstc, E90, Bm08/Bm08	2
6	1011403	(015438-) Hose, Afmkt, Pvc, Brd, 0.50id, 01ft, Clr	2
7	1015139	(015438-) Tube Assy, Spray, Cyl, 0900mm [7200]	1
8	1015147	(015438-) Bracket Wldt, Bar, Spray, 900mm [7200]	1
9	12273	(015438-) Screw, Hex, M8 X 1.25 X 20, NI, Ss	2
10	01685	(015438-) Washer, Flat, 0.38b 0.88d .08, Ss	2
11	1014673	(015438-) Bracket, Bar, Spray	1
12	11635	(015438-) Screw, Hex, M6 X 1.00 X 12, NI, Ss	1
13	01684	(015438-) Washer, Flat, 0.27b 0.69d .05, Ss	1
14	64743	(015438-) Fitting, Plstc, Str, Bm08/Pm06	1
15	1011521	(015438-) Hose, Afmkt, Pvc, Brd, 0.50id, 02ft, Clr	1
16	1015045	(015438-) Hose, Afmkt, Pvc, Brd, 0.75id, 08ft, Clr	1
17	69234	(015438-) Clamp, Cable, Stl, 1.00d X 0.75w, 1hole	1
18	09740	(015438-) Screw, Hex, M8 X 1.25 X 20, Ss	1
19	01686	(015438-) Washer, Flat, 0.44b 1.00d .08, Ss	1
20	63810	(015438-) Clamp, Hose, Wormdrive, 0.56-1.06d, .56w	2

Fig. 30 - Battery Cable Group

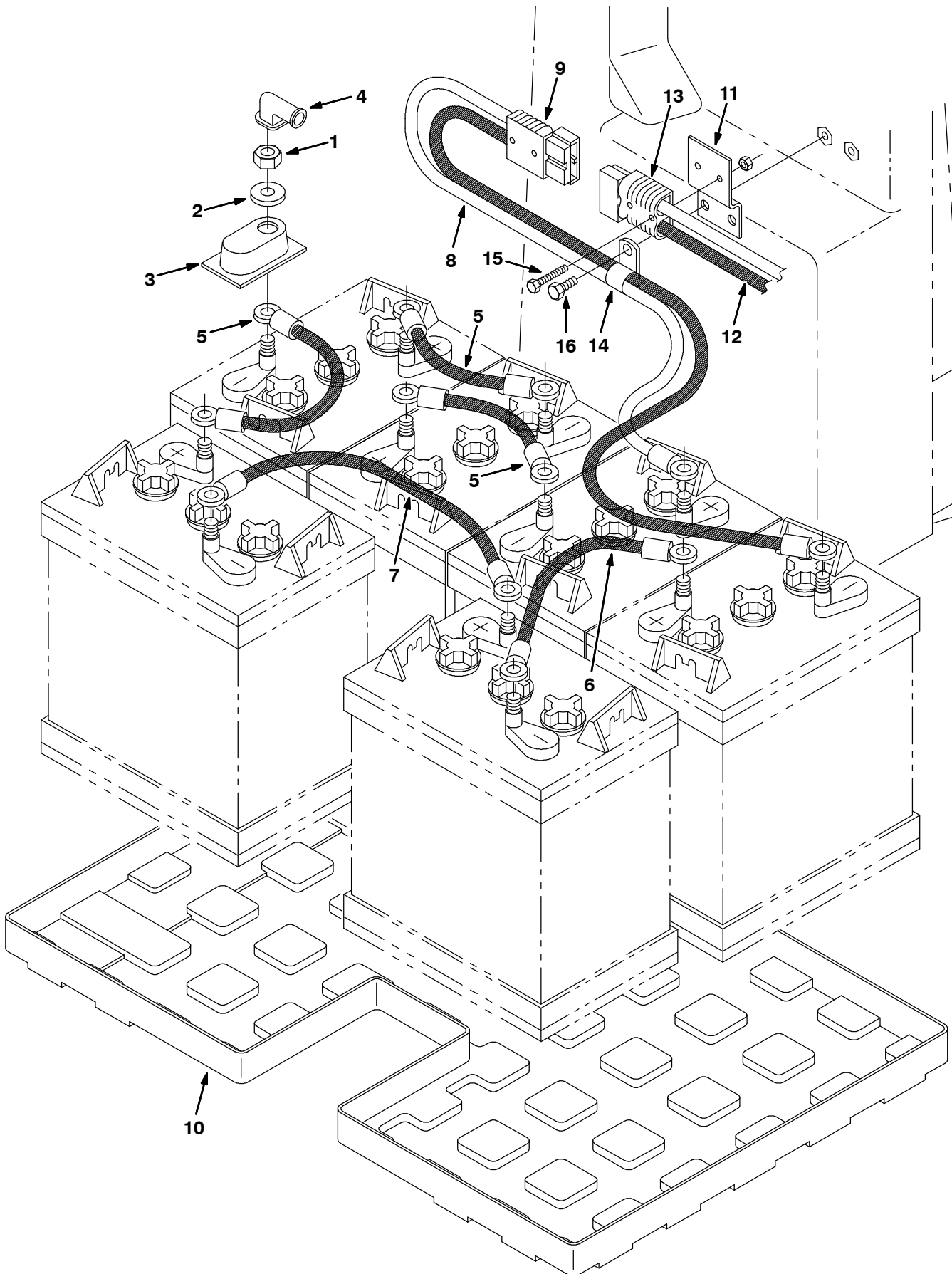


Fig. 30 - Battery Cable Group

Ref.	Part No.	Serial Number	Description	Qty.	
1	87435	(000000-) Nut, Hex, Flexlock, .31-18	12	
2	01685	(000000-) Washer, Flat, 0.38b 0.88d .08, Ss	12	
3	45962	(000000-) Cap, Plstc, .04 1.38 X 2.30 0.5l	12	
4	02076	(000000-) Boot, 90deg .50id .57id X .84id 1.0l,Blk	12	
5	223355	(000000-) Cable, 04ga 08.0l Blk .34ring /.34ring	3	
6	223356	(000000-) Cable, 04ga 12.0l Blk .34ring /.34ring	1	
7	223364	(000000-) Cable, 04ga 18.0l Blk .34ring /.34ring	1	
▽	8	223361	(000000-) Cable Assy, 04ga .34ring /.34ring, 175a	1
▲	9	22892	(000000-) Connector, Anderson, 175a, Gray	1
10	223246	(000000-) Tray, Battery	1	
11	1036529	(000000-) Bracket, Connector	1	
▽	12	223362	(000000-) Harness, Controller	1
▲	13	22892	(000000-) Connector, Anderson, 175a, Gray	1
14	49287	(000000-) Clamp, Cable, Stl, 0.75d X 0.88w, 1hole	1	
15	33944	(000000-) Screw, Pan, M6 X 1.00 X 35, 4.8	2	
16	49826	(000000-) Screw, Hex, M8 X 1.25 X 16, Ss, NI	2	

Fig. 31 - Rear Squeegee Lift Group

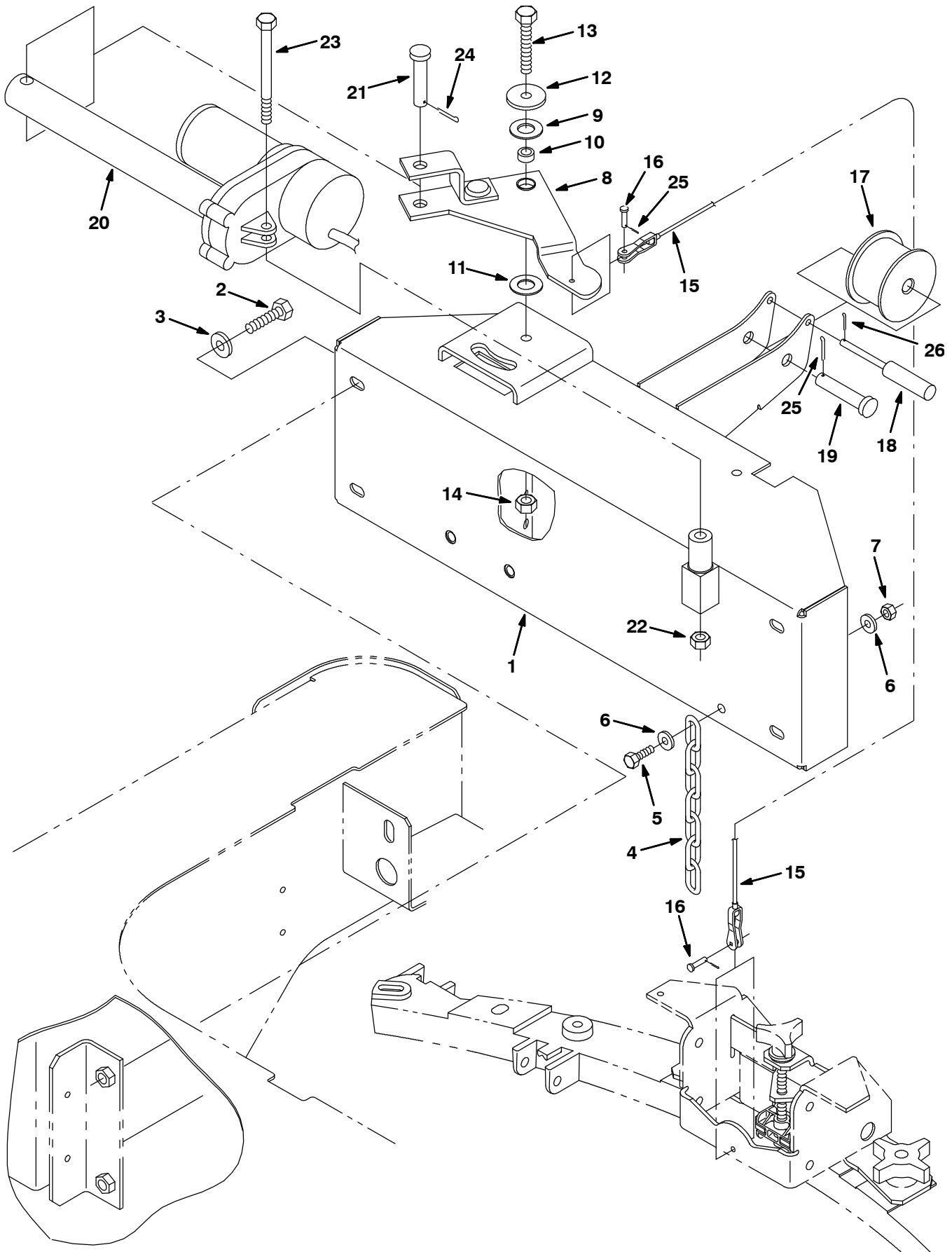


Fig. 31 - Rear Squeegee Lift Group

Ref.	Part No.	Serial Number	Description	Qty.
1	385680	(000000-) Channel Wldt, Mtg, Sqge	1
2	05720	(000000-) Screw, Hex, M10 X 1.5 X 40, Ss, Fl	4
3	01686	(000000-) Washer, Flat, 0.44b 1.00d .08, Ss	4
4	40758	(000000-) Chain, Coil, Str, 2/0, 06.9l 05 Link	1
5	09011	(000000-) Screw, Hex, M8 X 1.25 X 30, Ss	1
6	01685	(000000-) Washer, Flat, 0.38b 0.88d .08, Ss	2
7	08713	(000000-) Nut, Hex, Lock, M8 X 1.25, NI, Ss	1
8	223218	(000000-) Bellcrank Wldt, Lift, Sqge, Rear	1
9	64425	(000000-) Washer, Thrust, 0.61b 1.25d .06, Fgl	1
10	71658	(000000-) Sleeve, P/M, 0.40b 0.62d 0.3l [304ss]	1
11	07450	(000000-) Bearing, Thrust, 0.66b 1.25d 0.06w	1
12	33948	(000000-) Washer, Flat, 0.38, Fendr	1
13	04417	(000000-) Screw, Hex, M10 X 1.5 X 60, Ss	1
14	08714	(000000-) Nut, Hex, Lock, M10 X 1.5, NI, Ss	1
15	223227	(000000-) Cable, Ss .12d 015.6l .2clevis /.2clevis	1
16	77488	(000000-) Pin, Clevis, 0.19d X 0.63l	2
17	223054	(000000-) Drum, Cable, Lift	1
18	223547	(000000-) Pin, 0.62d/0.25d 04.8l	1
19	06279	(000000-) Pin, Clevis, 0.50d X 2.50l	1
20	223360	(000000-) Actuator, 36vdc, 06.0strk, 300lb	1
21	11211	(000000-) Pin, Clevis, 0.50d X 2.25l	1
22	36643	(000000-) Nut, Hex, Lock, .38-16, NI, Thin	1
23	20175	(000000-) Screw, Hex, .38-16 X 4.50, G5	1
24	08175	(000000-) Pin, Cotter, .125 X 1.25	1
25	39005	(000000-) Pin, Cotter, .094 X 0.75	2
26	08178	(000000-) Pin, Cotter, .062 X 0.75	1

Fig. 32 - Rear Squeegee Linkage Group

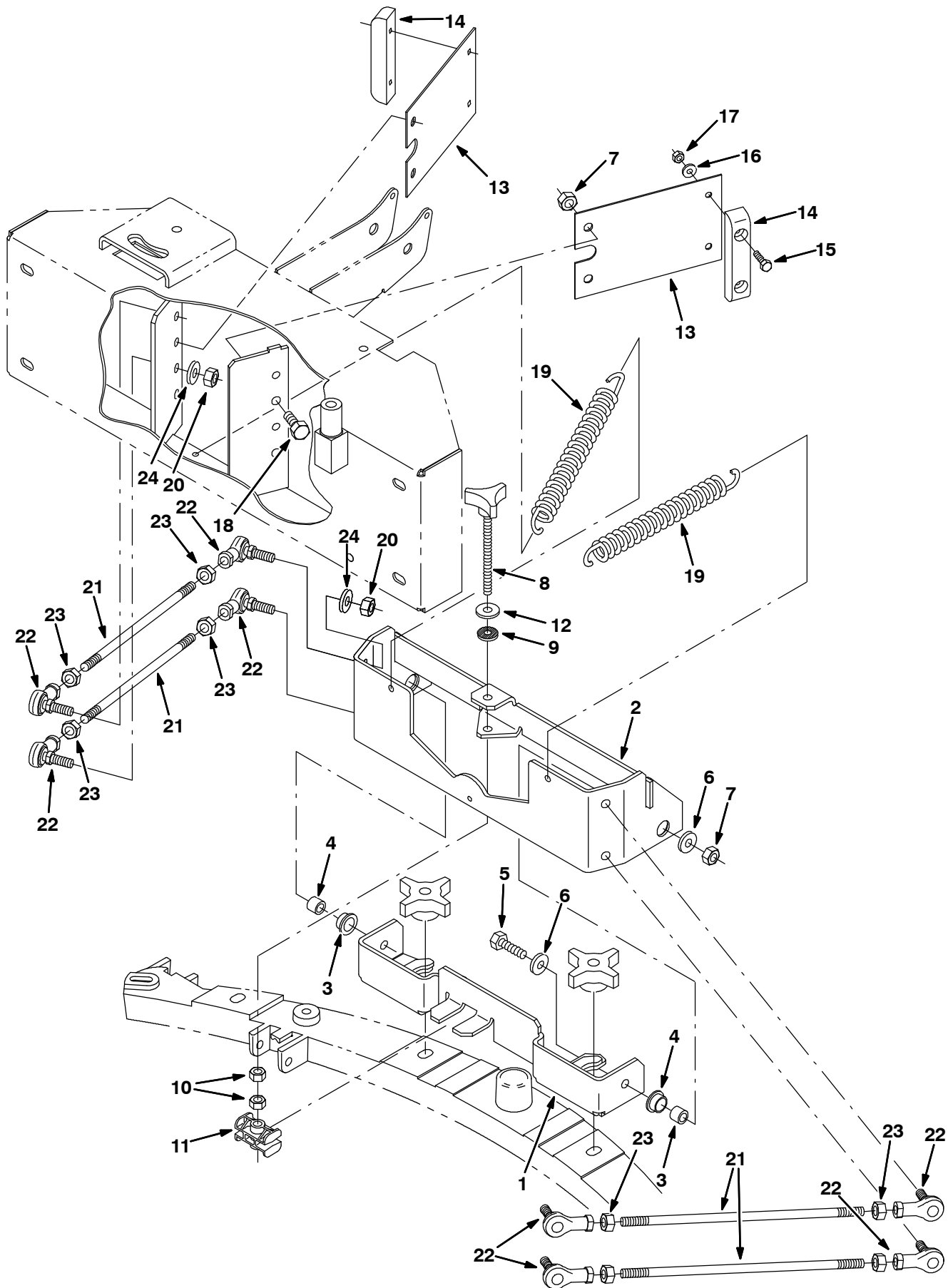


Fig. 32 - Rear Squeegee Linkage Group

Ref.	Part No.	Serial Number	Description	Qty.
1	398307	(000000-) Bracket Wldt, Pivot	1
2	385678	(000000-) Bracket Wldt, Lift, Sqge	1
3	25735	(000000-) Bushing, Flng, 0.63b 0.75d 0.38l	2
4	71257	(000000-) Tube, 0.41id 0.62od 00.5l, Ss, Cham	2
5	77347	(000000-) Screw, Hex, M10 X 1.5 X 35, Ss	2
6	01686	(000000-) Washer, Flat, 0.44b 1.00d .08, Ss	4
7	08714	(000000-) Nut, Hex, Lock, M10 X 1.5, NI, Ss	6
8	71090	(000000-) Assy, Star, 2.00d 3ear M08x1.25 4.3	1
9	63416	(000000-) Washer, Flat, 0.31b 0.88d .12, Rbr	1
10	07786	(000000-) Nut, Hex, Std, M8 X 1.25, Ss	2
11	222233	(000000-) Block, Sqge, Adj	1
12	32490	(000000-) Washer, Flat, 0.25, Std	1
13	223541	(000000-) Spring, Flat, .06, 4.50w X 07.0l	2
14	71211	(000000-) Block, Centering	2
15	08716	(000000-) Screw, Hex, M6 X 1.0 X 20, Ss	4
16	01684	(000000-) Washer, Flat, 0.27b 0.69d .05, Ss	4
17	08712	(000000-) Nut, Hex, Lock, M6 X 1.00, Ss, NI	4
18	09291	(000000-) Screw, Hex, M10 X 1.5 X 20, Ss	4
19	223229	(000000-) Spring, Extn, 1.00od 0.13wir 09.0l	2
20	67312	(000000-) Nut, Hex, Lock, .38-24, NI	8
21	385646	(000000-) Rod, Thrd, 2 End, .38-24 11.3l	4
22	86781	(000000-) Rod-End, 0.38-24rh Fem 0.38-24stud	8
23	20171	(000000-) Nut, Hex, Jam, .38-24	8
24	43953	(000000-) Washer, Lock, Int, 0.38, Ss	8

Fig. 33 - Rear Squeegee Group, 900 mm (36 in)

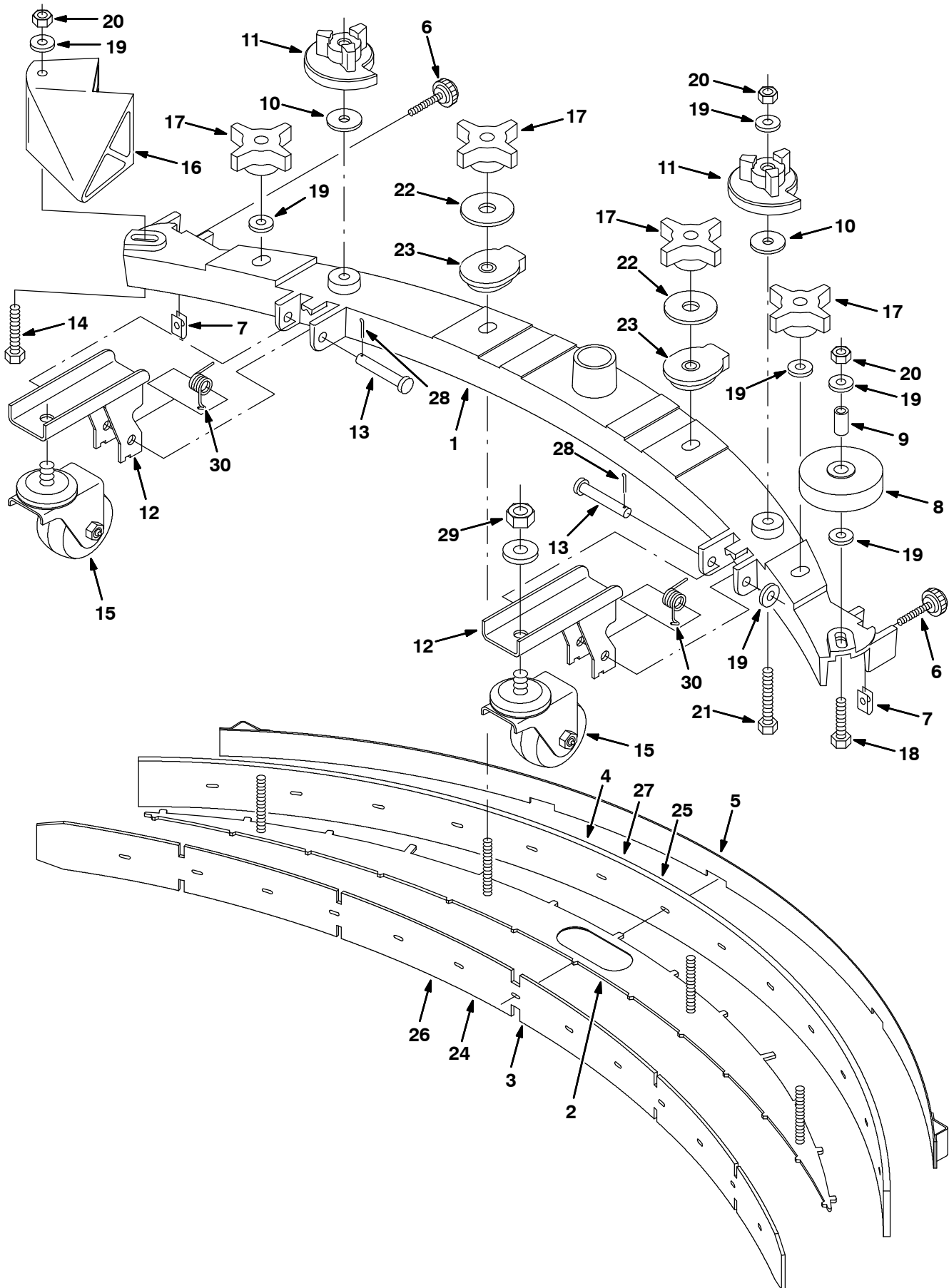
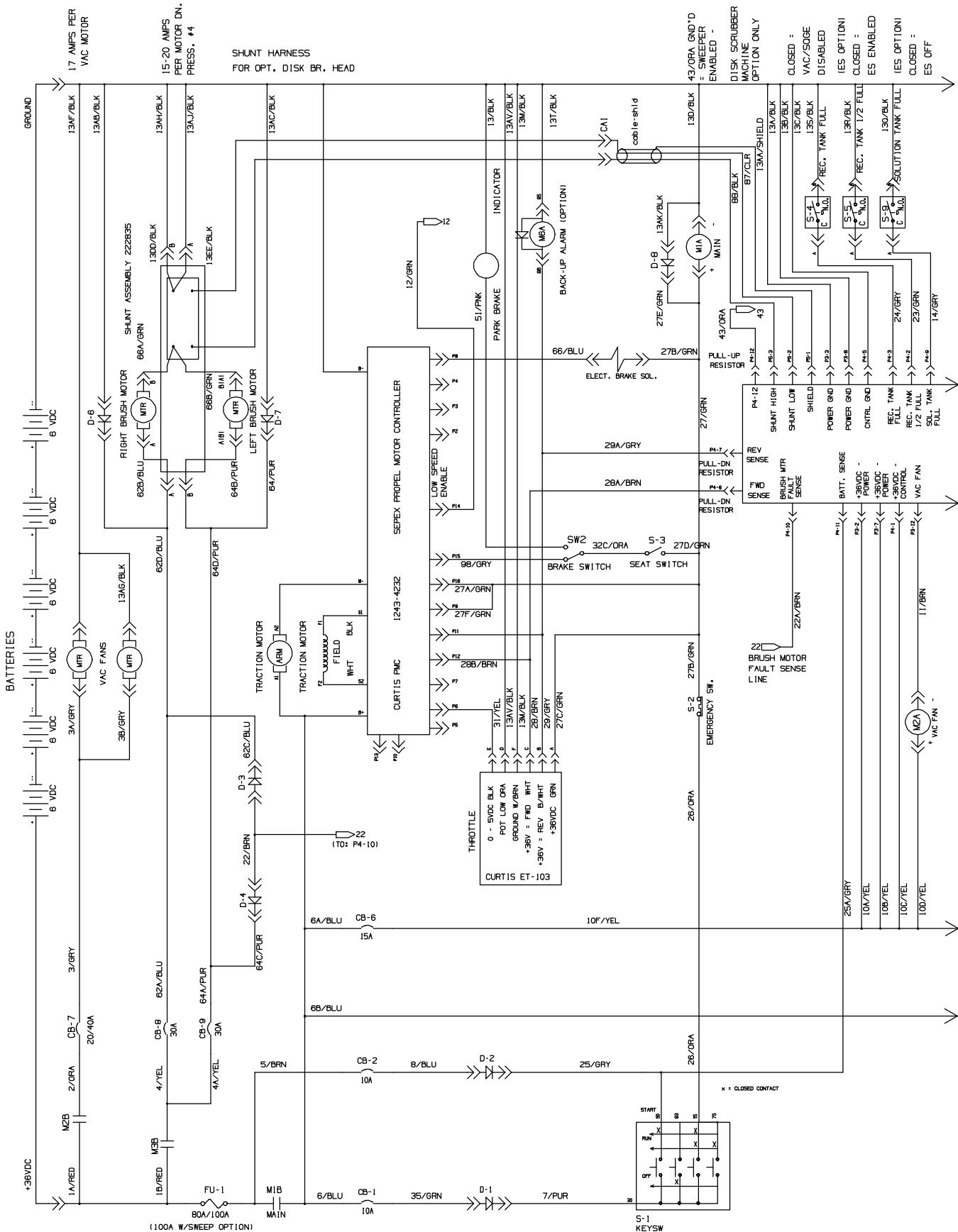


Fig. 33 - Rear Squeegee Group, 900 mm (36 in)

Ref.	Part No.	Serial Number	Description	Qty.
▽	389865	(000000-) Squeegee Assy, 900mm	1
▲	1 1028029	(000000-) Frame, Sqge, 114Cm [90CM/36]	1
▲	2 1036417	(000000-) Plate, Retainer, Blade, 36.0Inch/900Mm	1
▲	3 223606	(000000-) Blade, Sqge, Front, 47.41l Rbr [900mm]	1
▲	4 222415	(000000-) Blade, Sqge, Rear, 49.37l Linatex[900mm]	1
▲	5 222417	(000000-) Retainer Wldt, Sqge, 36.0	1
▲	6 222794	(000000-) Knob Assy, Rnd, 1.00d 0.66l .25-20 1.5l	2
▲	7 82138	(000000-) Nut, Spd, Clip, .25-20 [.025-.150]	2
▲	8 222066	(000000-) Wheel, 03.0d 0.88w 0.50b	1
▲	9 222496	(000000-) Sleeve, P/M, 0.31b 0.50d 0.9l [430ss]	1
▲	10 222268	(000000-) Washer, Flat, 0.38b 1.25d .12, Neo	2
▲	11 222244	(000000-) Cam, Adj, Sqge	2
▲	12 223590	(000000-) Bracket Wldt, Wheel, Sqge	2
▲	13 222260	(000000-) Pin, Clevis, 0.37d X 2.25l	2
▲	14 49694	(000000-) Screw, Hex, M8 X 1.25 X 50, Ss	1
▲	15 223593	(000000-) Caster, Swivel, 2.5d 1.3w, .50-13 Stem	2
▲	16 223297	(000000-) Bumper, Sqge	1
▲	17 370100	(000000-) Knob, Star, 2.80d 4ear 1.1l .31-18, Pyp	4
▲	18 09026	(000000-) Screw, Hex, M8 X 1.25 X 40, Ss	1
▲	19 01685	(000000-) Washer, Flat, 0.38b 0.88d .08, Ss	9
▲	20 08713	(000000-) Nut, Hex, Lock, M8 X 1.25, NI, Ss	4
▲	21 09767	(000000-) Screw, Hex, M8 X 1.25 X 70, Ss	2
▲	22 04414	(000000-) Washer, Flat, 0.53b 1.88d .12, Stl, Pl	2
▲	23 398304	(000000-) Ring, Mtg, Sqge, .38l	2
▽	223608	(000000-) Blade Kit, Sqge, Rbr [900mm]	1
▲	24 223607	(000000-) Blade, Sqge, Front, 47.41l Rbr [36"]	1
▲	25 222416	(000000-) Blade, Sqge, Rear, 49.37l Gum [36"]	1
▽	222433	(000000-) Sqge Kit, Ure [900mm]	1
▲	26 222434	(000000-) Blade, Sqge, Front, 47.41l Oil-Rstn[36"]	1
▲	27 222435	(000000-) Blade, Sqge, Rear, 49.37l Pyu [36"]	1
	28 39005	(000000-) Pin, Cotter, .094 X 0.75	2
	29 25015	(000000-) Nut, Hex, Std, .50-13	2
	30 222130	(000000-) Spring, Tors, 0.50id .07wir 07.9coil	2

Fig. 34 - Electrical Schematic



1037934- ALL

Fig. 34 - Electrical Schematic

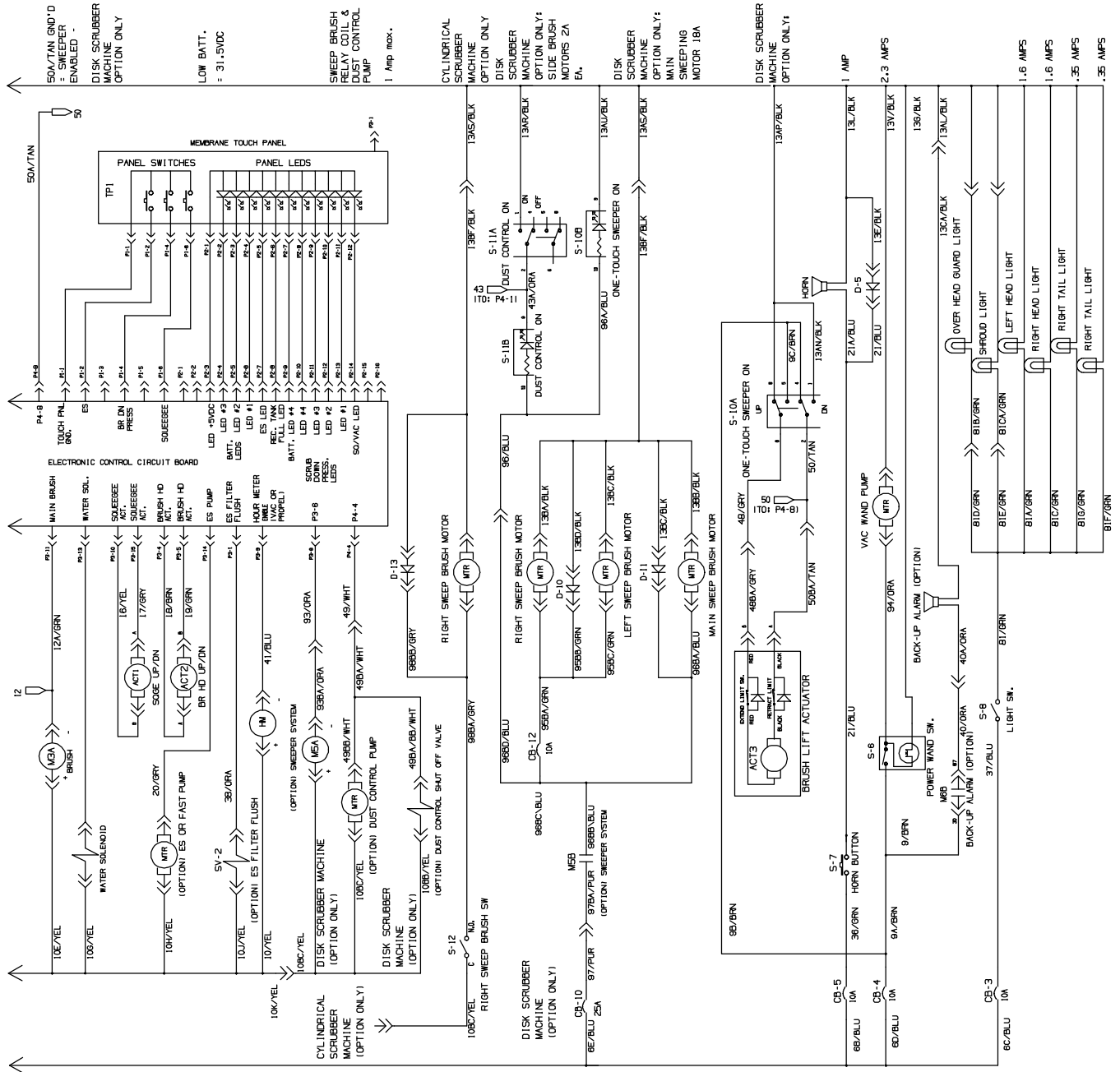


Fig. 35 - Wire Harness Group

SOCKET NO.	WIRE NO.
2	38
3	10A
4	13A
5	19
6	93
7	108
8	128
9	14
10	11
11	12A
12	15
13	14
14	17
15	

SOCKET NO.	WIRE NO.
2	23
3	24
4	49
6	28A
7	28A
8	50A
9	17
10	22A
11	25A
12	43

SOCKET NO.	WIRE NO.
2	13A
3	87A
	88

DETAIL E-E
NOTE: 13A SHIELDED WIRE CIRCUMFERENCE 87/CLR AND 88/BLK TO HAVE I.D. MARKINGS AT BOTH ENDS.

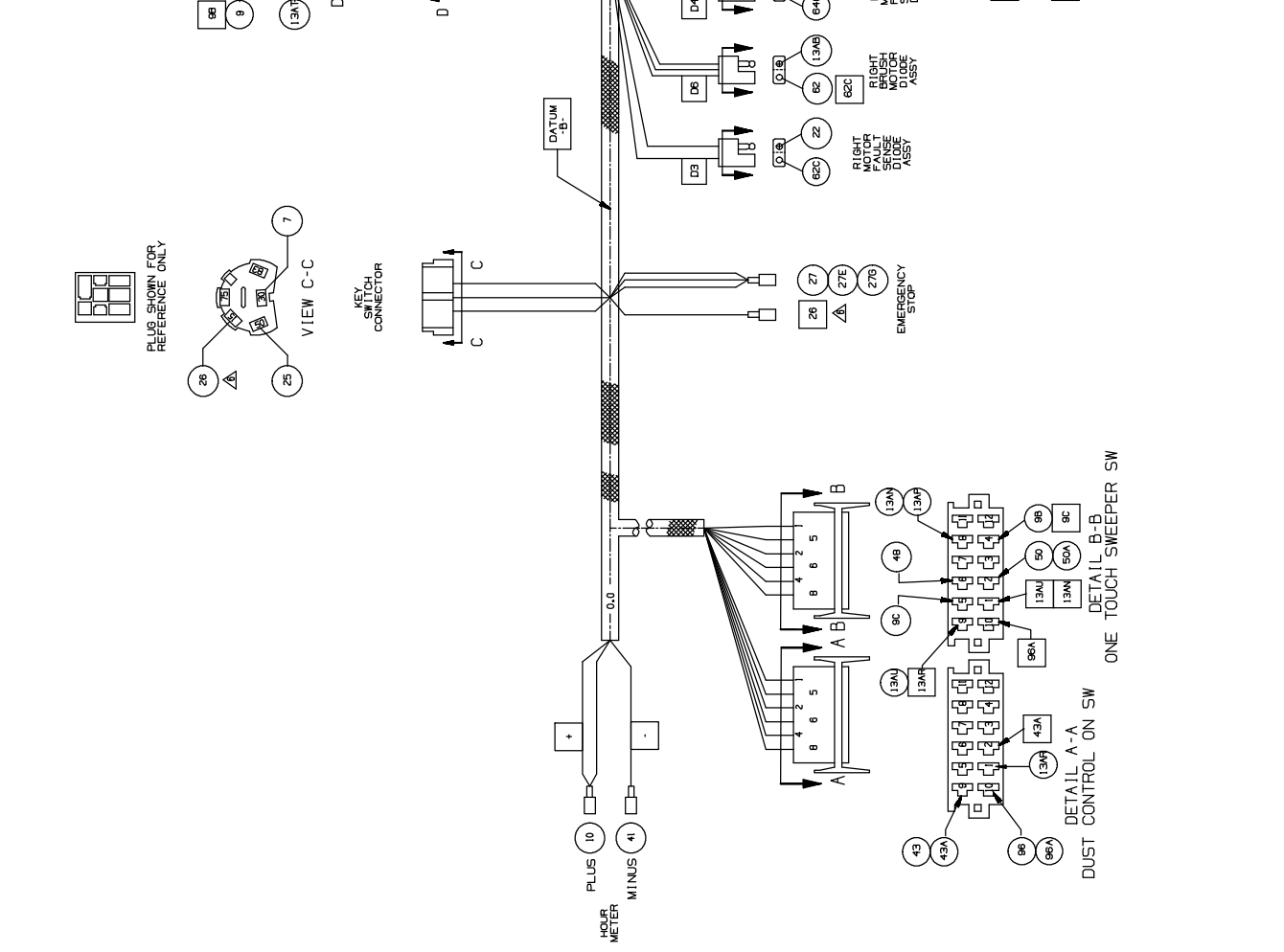

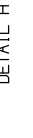
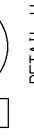


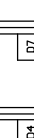

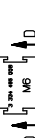
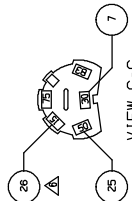


Fig. 35 - Wire Harness Group

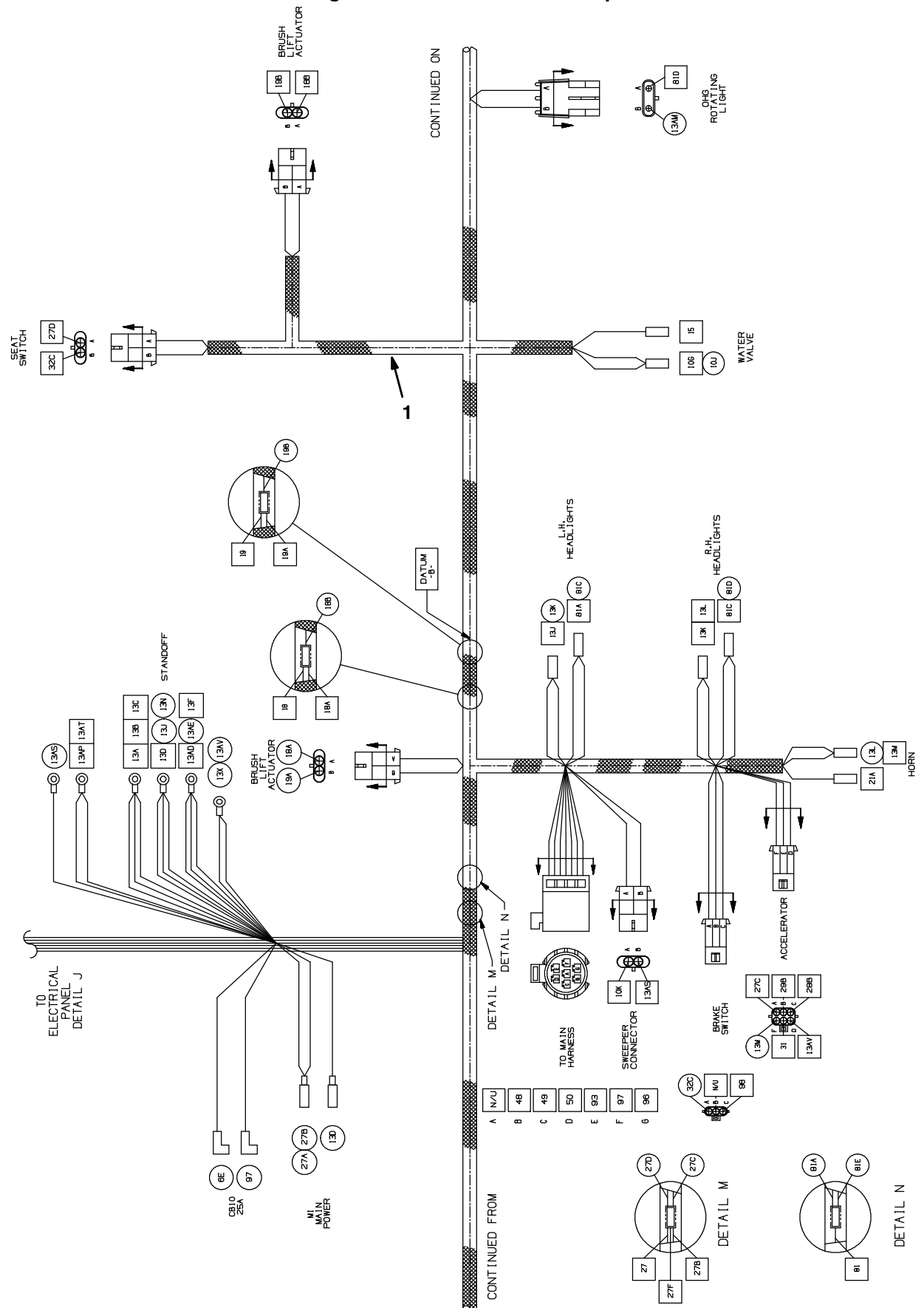


Fig. 35 - Wire Harness Group

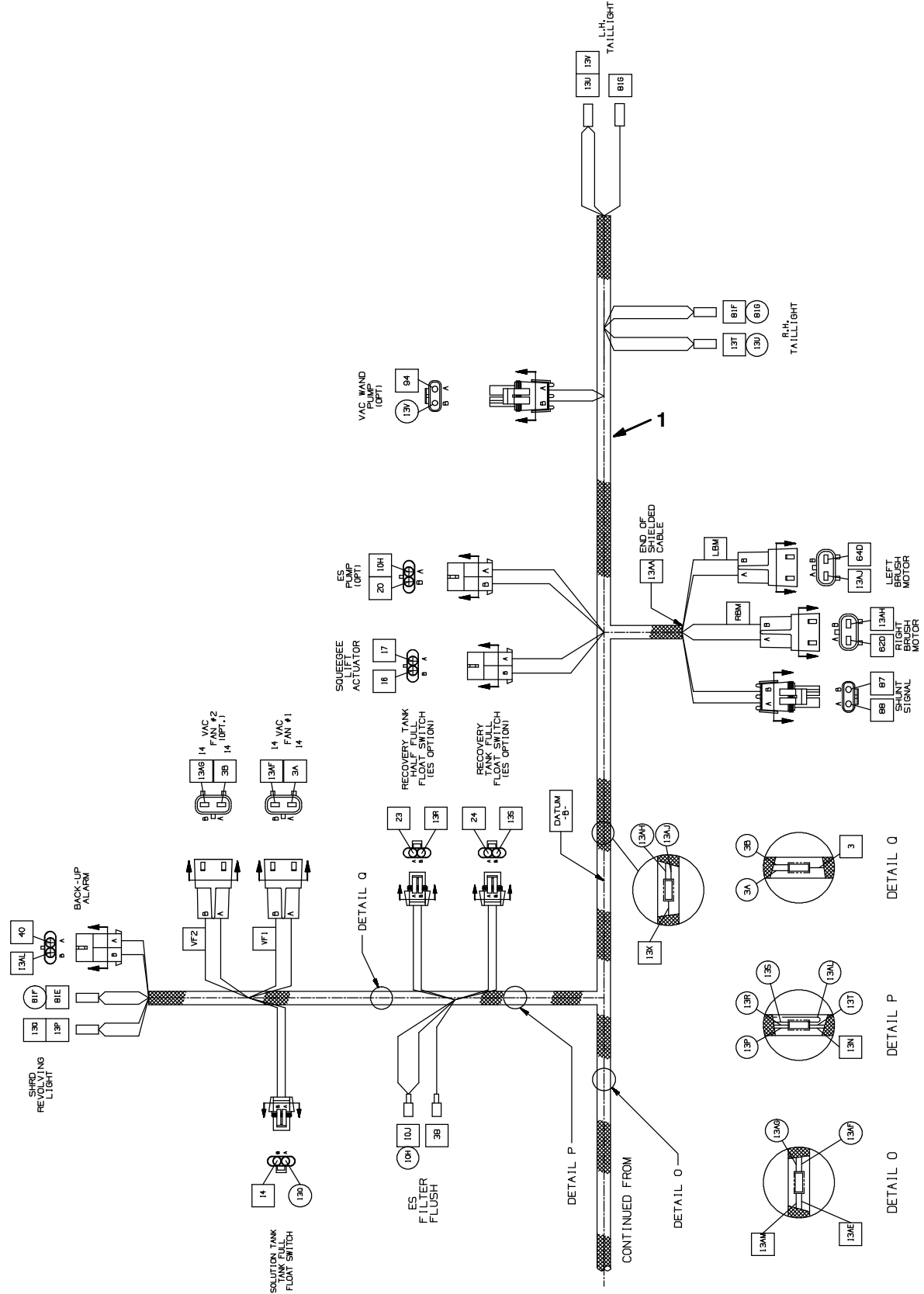


Fig. 35 - Wire Harnesses Group

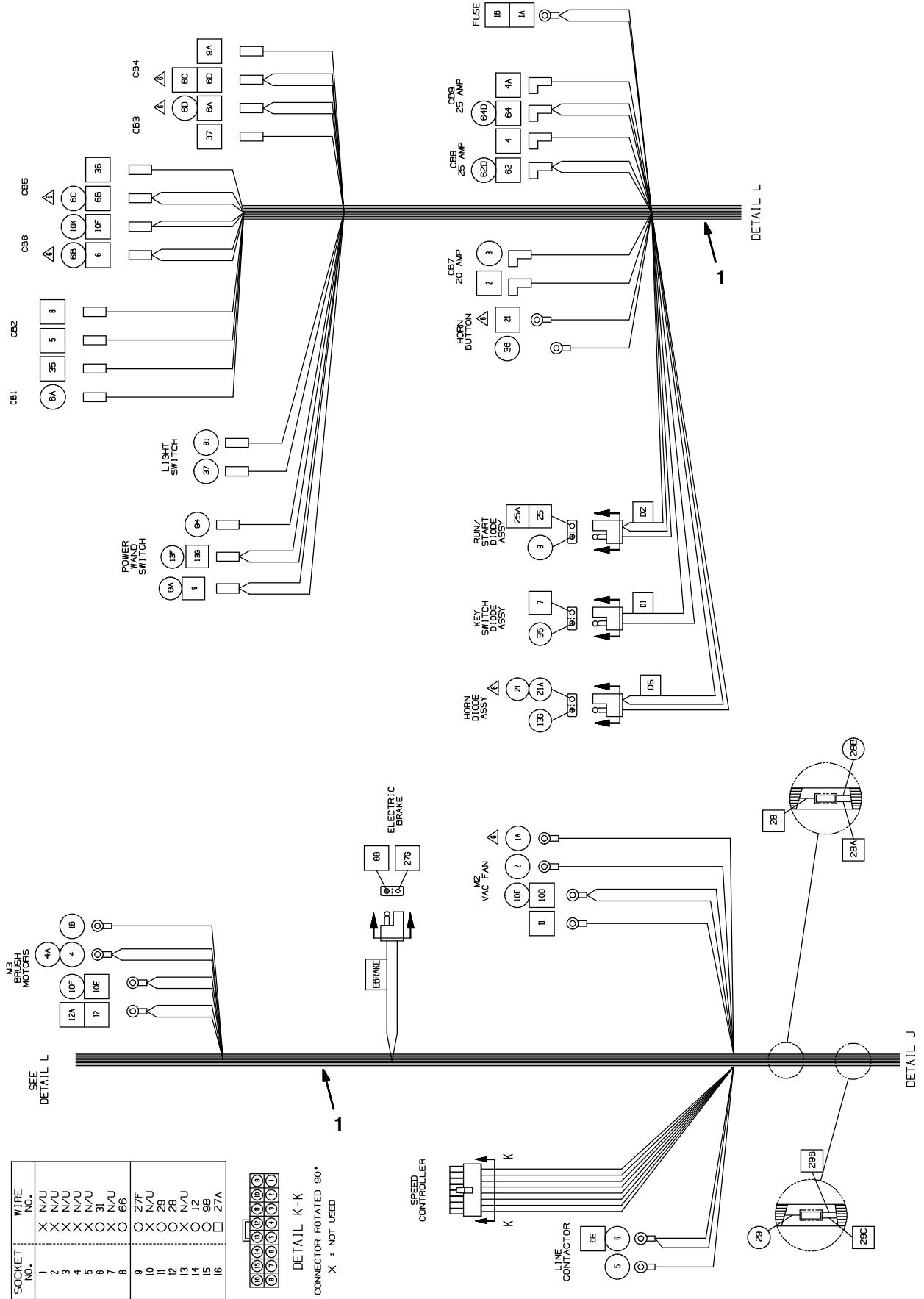
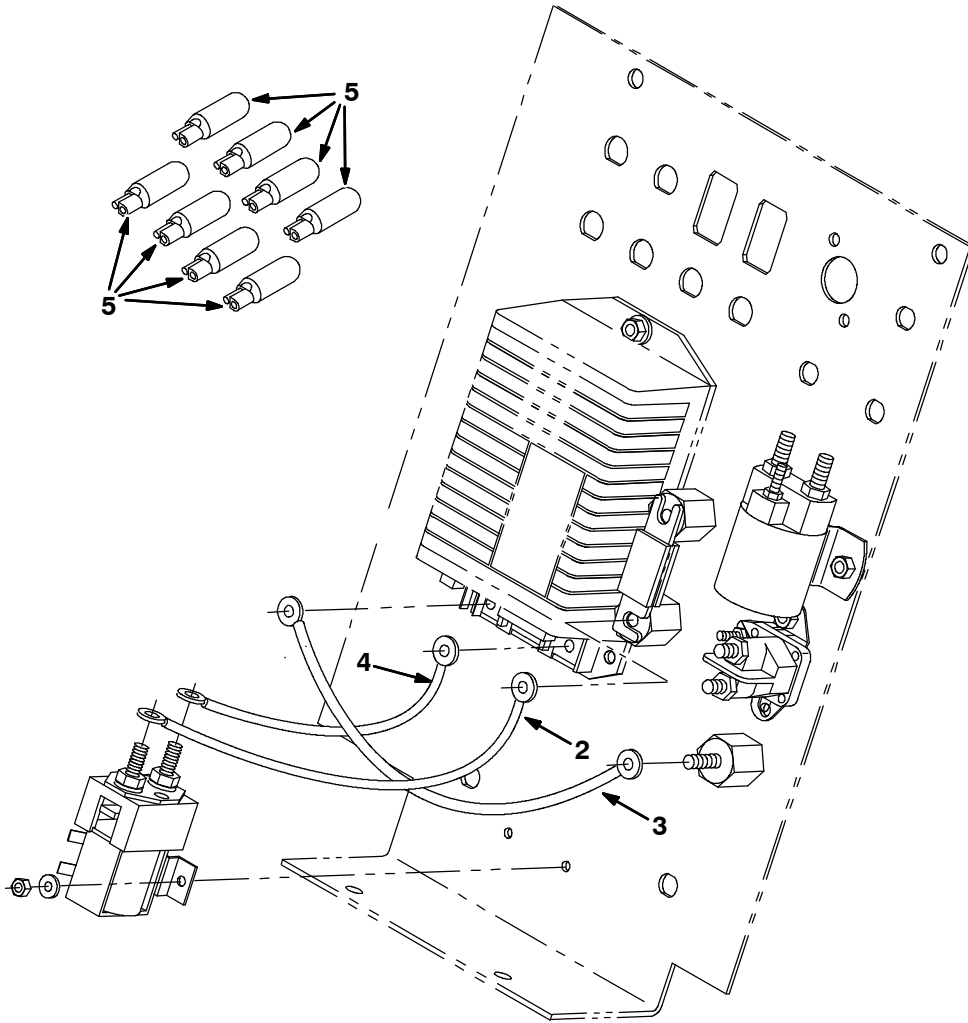


Fig. 35 - Wire Harnesses Group

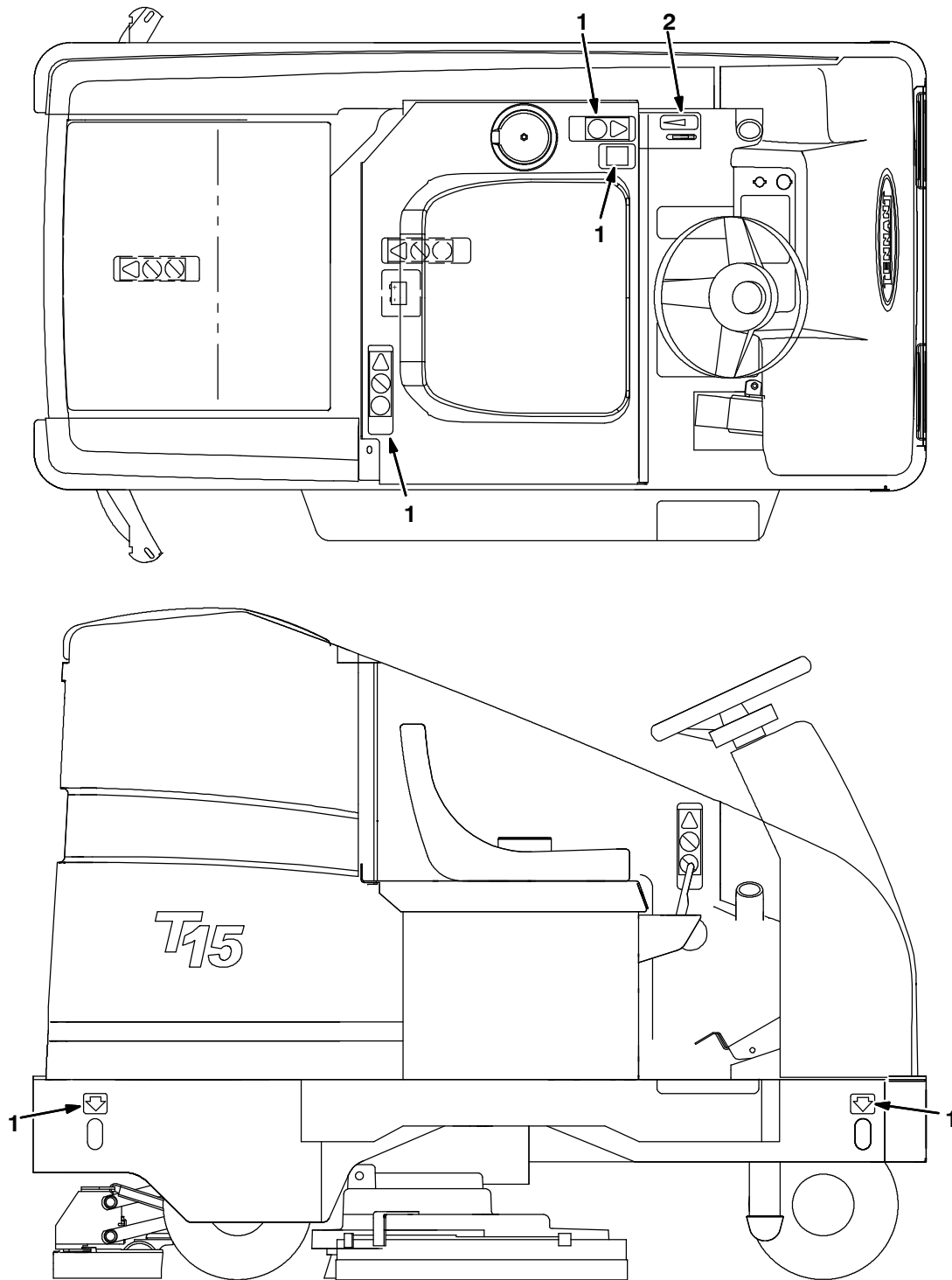


354542, 354548

Fig. 35 - Wire Harnesses Group

Ref.	Part No.	Serial Number	Description	Qty.
1	1036447	(000000-) Harness, Main [T15]	1
2	18778	(000000-) Cable, 06ga 07.0l Blk .28ring /.34ring	1
3	15846	(000000-) Cable, 06ga 11.0l Blk .28ring /.34ring	1
4	223365	(000000-) Cable, 06ga 07.0l Blk .34ring /.34ring	1
5	222290	(000000-) Diode, Ele, Plug	8

Fig. 36 - Label Group



350790 - NA

Ref.	Part No.	Serial Number	Description	Qty.
1	223316	(000000-) Label Set, Info/Hzrd	1
1	223382	(000000-) Label Set, Info & Haz (Japan Only)	1
2	223317	(000000-) Label Set, Opertnl	1
	374000	(000000-) Label, Battery, Japan (Mounted on Battery)	6
	1027372	(000000-) Label, Off-White [FaST]	2

SECTION 3

Contents	Page	Contents	Page
Fig. 1 - Backup Alarm Kit	3-2	Fig. 48 - Suspension Seat Kit	3-92
Fig. 2 - Backup Alarm and Revolving Light Kit	3-4	Fig. 49 - Seat Belt Kit	3-93
Fig. 3 - Backup Alarm and Flashing Light Kit	3-6	Fig. 50 - Cup Holder Kit	3-94
Fig. 4 - Revolving Light Kit	3-8	Fig. 51 - Fire Extinguisher Kit	3-95
Fig. 5 - Flashing Light Kit	3-10	Fig. 52 - Solid Non-Marking Tire Assembly, Rear	3-96
Fig. 6 - Revolving Light Kit, Overhead Guard	3-12	Fig. 53 - Documentation Group	3-97
Fig. 7 - Flashing Light Kit, Overhead Guard	3-14		
Fig. 8 - Overhead Guard Kit	3-16		
Fig. 9 - ES Pump Group	3-18		
Fig. 10 - ES Drain Group	3-20		
Fig. 11 - Heavy Duty Vacuum Fan Kit	3-22		
Fig. 12 - Power Wand Pump and Fittings Group	3-24		
Fig. 13 - Power Wand Mount Group, Scrub Head, 900 mm (36 in)	3-26		
Fig. 14 - Power Wand Mount Group, Rollout Battery	3-28		
Fig. 15 - Power Wand Hose Assembly	3-30		
Fig. 16 - Power Wand Assembly	3-32		
Fig. 17 - Vacuum Wand Kit	3-34		
Fig. 18 - Side Roller Bumper Kit	3-36		
Fig. 19 - Positive Solution Control Drain Kit, Std	3-38		
Fig. 20 - Positive Solution Control Drain Kit, ES	3-40		
Fig. 21 - Battery Kit, Wet, 235AH	3-42		
Fig. 22 - Heavy Duty Battery Kit, Wet, 335AH	3-44		
Fig. 23 - Battery Charger Group	3-46		
Fig. 24 - Battery Charger Group, International Only	3-47		
Fig. 25 - Rollout Battery Scrub Head Lift Group	3-48		
Fig. 26 - Rollout Battery Seat Support Group	3-50		
Fig. 27 - Rollout Battery Case Group	3-52		
Fig. 28 - Rollout Battery Side Bumper Group, 900 mm (36 in)	3-54		
Fig. 29 - Rollout Battery Overhead Guard Kit	3-56		
Fig. 30 - Rollout Battery Cart Kit	3-58		
Fig. 31 - Rollout Battery Pack Kit	3-60		
Fig. 32 - Pre-Sweep Frame and Hopper Group	3-62		
Fig. 33 - Pre-Sweep Brush Lift Group	3-64		
Fig. 34 - Pre-Sweep Brush Housing and Skirts Group	3-66		
Fig. 35 - Pre-Sweep Brush Drive Group	3-68		
Fig. 36 - Pre-Sweep Brush Idler Group	3-70		
Fig. 37 - Pre-Sweep Side Brush Group	3-72		
Fig. 38 - Pre-Sweep Dust Control Group	3-74		
Fig. 39 - Pre-Sweep Electrical Group	3-76		
Fig. 40 - Pre-Sweep Bumper Group	3-78		
Fig. 41 - Pre-Sweep Wire Harnesses Group	3-80		
Fig. 42 - Pre-Sweep Side Brush Kit, Left Hand	3-82		
Fig. 43 - Pre-Sweep Dolly Kit	3-84		
Fig. 44 - Side Brush Lift Group	3-86		
Fig. 45 - Side Brush Motor Group	3-88		
Fig. 46 - Side Brush Bumper Group	3-90		
Fig. 47 - Side Brush Wire Harnesses Group	3-91		

Fig. 1 - Backup Alarm Kit

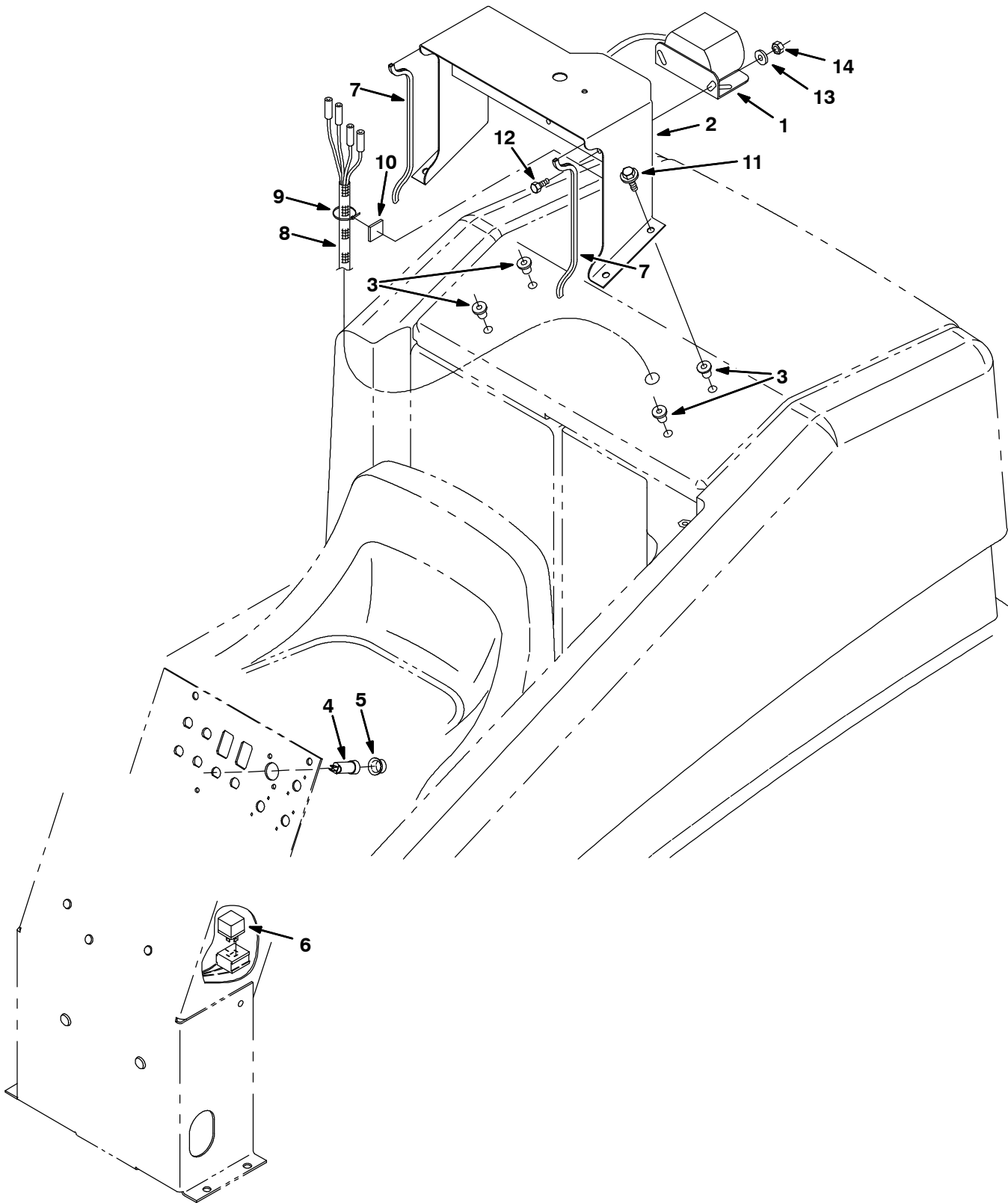


Fig. 1 - Backup Alarm Kit

	Ref.	Part No.	Serial Number	Description	Qty.
▽		9003159	(000000-) Alarm Kit, Backup, Ci [T15]	1
▲	1	369349	(000000-) Alarm Assy, Backup, 12-48vdc 82-102dba	1
▲	2	1034999	(000000-) Bracket Wldt, Light / Alarm	1
▲	3	397644	(000000-) Nut, Isolator, .25-20 Wall Th .187-.343	4
▲	4	57164	(000000-) Circuitbreaker, 10.0a, Resetable	1
▲	5	57751	(000000-) Boot, Dome, .72id .72l, Clear	1
▲	6	398526	(000000-) Relay, 36vdc, 005a, Spdt No [Greenwich]	1
▲	7	62595-4	(000000-) Molding, Trim, Pvc, .08-.11 10.0l	2
▲	8	369400	(000000-) Harness, Alarm, Backup	1
▲	9	49266	(000000-) Tie, Cable, Nyl, 07.3l .19w 1.8 Max D	1
▲	10	55248	(000000-) Mount, Cable Tie	1
▲	11	16951	(000000-) Screw, Hex, .25-20 X 1.25, Sems	4
▲	12	06942	(000000-) Screw, Hex, M6 X 1.0 X 16, 8.8	2
▲	13	19066	(000000-) Washer, Flat, #10	2
▲	14	07790	(000000-) Nut, Hex, Flng, M6 X 1.00	2

Fig. 2 - Backup Alarm and Revolving Light Kit

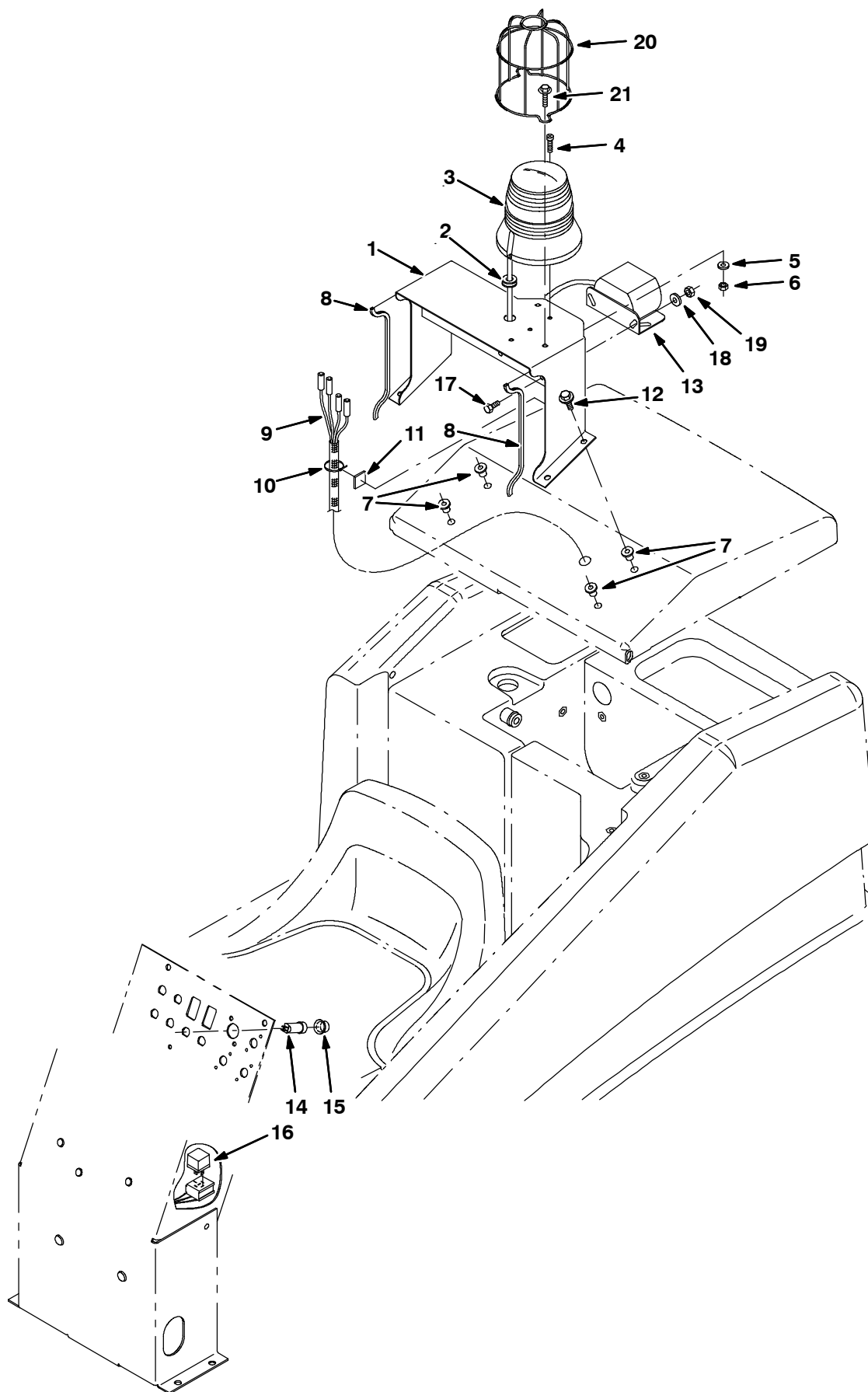


Fig. 2 - Backup Alarm and Revolving Light Kit

	Ref.	Part No.	Serial Number	Description	Qty.
▽		9003213	(000000-) Alarm Kit, Backup, A/V, Ci [T15]	1
▲	1	1034999	(000000-) Bracket Wldt, Light / Alarm	1
▲	2	10632-2	(000000-) Grommet, Rbr, 0.62id, F/0.9h, .12 Matl	1
▲▽	3	1017250	(000000-) Light, Strobe, Amb, 12-48vdc	1
▲▲		9000879	(000000-) Lens, Amb, F/ Revl / Flasher	1
▲▲		9000846	(000000-) Lamp, Bulb, Strobe	1
▲▲		1027798	(000000-) Lens, Red, F/ Revl / Flasher	1
▲▲		1027800	(000000-) Lens, Blu, F/ Revl / Flasher	1
▲		55272	(000000-) Terminal, Bullet, Mal, .157d, 12ga	2
▲	4	09244	(000000-) Screw, Hex, M5 X 0.8 X 16, 8.8	2
▲	5	19066	(000000-) Washer, Flat, #10	2
▲	6	06549	(000000-) Nut, Hex, Lock, M5 X 0.80, NI	2
▲	7	397644	(000000-) Nut, Isolator, .25-20 Wall Th .187-.343	4
▲	8	62595-4	(000000-) Molding, Trim, Pvc, .08-.11 10.0l	2
▲	9	369400	(000000-) Harness, Alarm, Backup	1
▲	10	49266	(000000-) Tie, Cable, Nyl, 07.3l .19w 1.8 Max D	1
▲	11	55248	(000000-) Mount, Cable Tie	1
▲	12	16951	(000000-) Screw, Hex, .25-20 X 1.25, Sems	4
▲	13	369349	(000000-) Alarm Assy, Backup, 12-48vdc 82-102dba	1
▲	14	57164	(000000-) Circuitbreaker, 10.0a, Resetable	1
▲	15	57751	(000000-) Boot, Dome, .72id .72l, Clear	1
▲	16	398526	(000000-) Relay, 36vdc, 005a, Spdt No [Greenwich]	1
▲	17	06942	(000000-) Screw, Hex, M6 X 1.0 X 16, 8.8	2
▲	18	19066	(000000-) Washer, Flat, 10	2
▲	19	07790	(000000-) Nut, Hex, Fing, M6 X 1.00	2
▲	20	1039392	(000000-) Guard, Light, Rev/Strobe	1
▲	21	74455	(000000-) Screw, hex, m6X1.0X12, Fmg	2

Fig. 3 - Backup Alarm and Flashing Light Kit

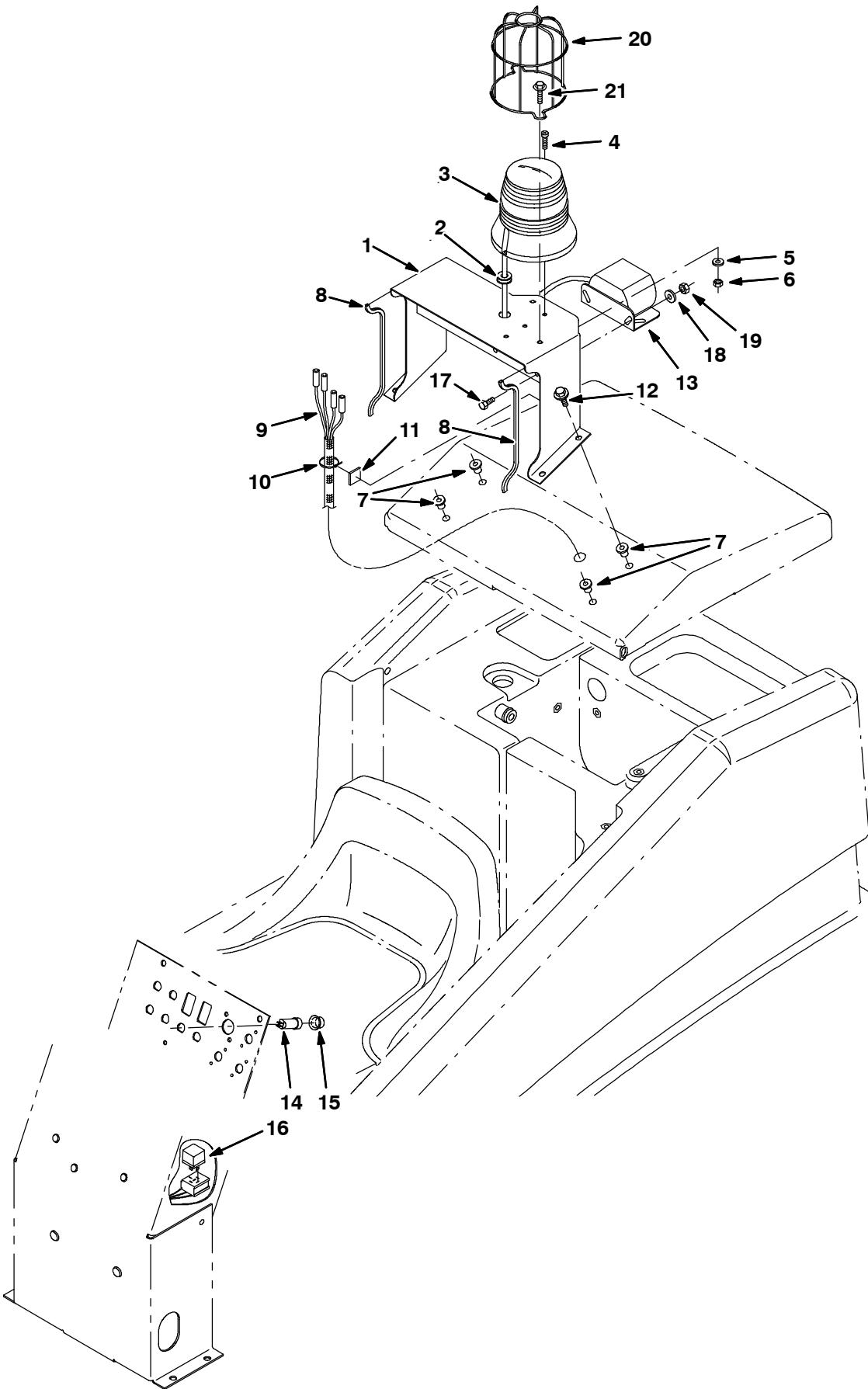


Fig. 3 - Backup Alarm and FlashingLight Kit

	Ref.	Part No.	Serial Number	Description	Qty.
▽		9003214	(000000-) Alarm Kit, Backup, A/V, Flsh, Ci [T15]	1
▲	1	1034999	(000000-) Bracket Wldt, Light / Alarm	1
▲	2	10632-2	(000000-) Grommet, Rbr, 0.62id, F/0.9h, .12 Matl	1
▲▽	3	1017248	(000000-) Light, Flsh, Amb, 12-48vdc	1
▲▲		9000879	(000000-) Lens, Amb, F/ Revl / Flasher	1
▲▲		9000845	(000000-) Lamp, Bulb, Flsh	1
▲▲		1027798	(000000-) Lens, Red, F/ Revl / Flasher	1
▲▲		1027800	(000000-) Lens, Blu, F/ Revl / Flasher	1
▲		55272	(000000-) Terminal, Bullet, Mal, .157d, 12ga	2
▲	4	09244	(000000-) Screw, Hex, M5 X 0.8 X 16, 8.8	2
▲	5	19066	(000000-) Washer, Flat, #10	2
▲	6	06549	(000000-) Nut, Hex, Lock, M5 X 0.80, NI	2
▲	7	397644	(000000-) Nut, Isolator, .25-20 Wall Th .187-.343	4
▲	8	62595-4	(000000-) Molding, Trim, Pvc, .08-.11 10.0l	2
▲	9	369400	(000000-) Harness, Alarm, Backup	1
▲	10	49266	(000000-) Tie, Cable, Nyl, 07.3l .19w 1.8 Max D	1
▲	11	55248	(000000-) Mount, Cable Tie	1
▲	12	16951	(000000-) Screw, Hex, .25-20 X 1.25, Sems	4
▲	13	369349	(000000-) Alarm Assy, Backup, 12-48vdc 82-102dba	1
▲	14	57164	(000000-) Circuitbreaker, 10.0a, Resetable	1
▲	15	57751	(000000-) Boot, Dome, .72id .72l, Clear	1
▲	16	398526	(000000-) Relay, 36vdc, 005a, Spdt No [Greenwich]	1
▲	17	06942	(000000-) Screw, Hex, M6 X 1.0 X 16, 8.8	2
▲	18	19066	(000000-) Washer, Flat, 10	2
▲	19	07790	(000000-) Nut, Hex, Fing, M6 X 1.00	2
▲	20	1039392	(000000-) Guard, Light, Rev/Strobe	1
▲	21	74455	(000000-) Screw, hex, m6X1.0X12, Fmg	2

Fig. 4 - Revolving Light Kit

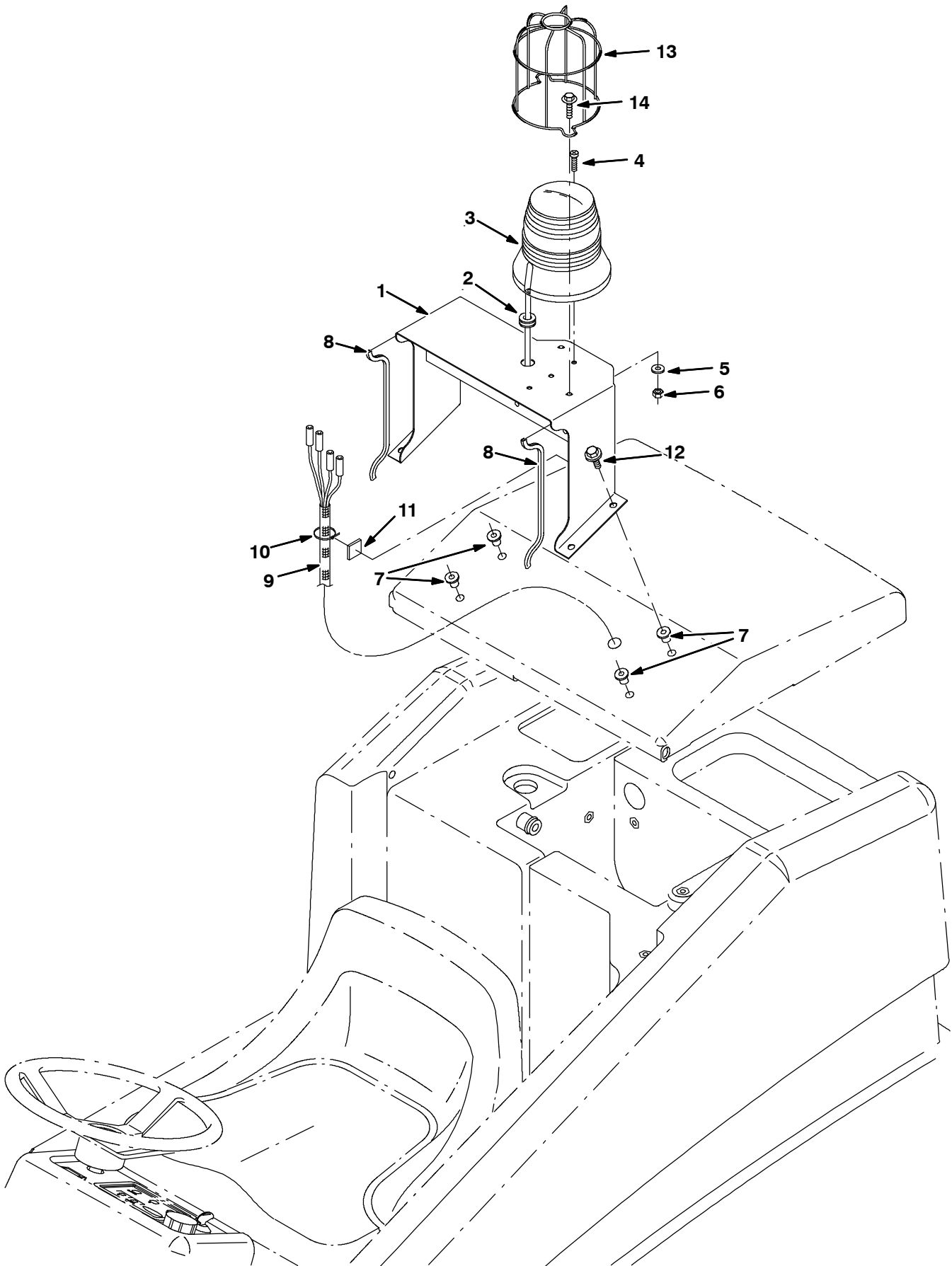


Fig. 4 - Revolving Light Kit

	Ref.	Part No.	Serial Number	Description	Qty.
▽		9003167	(000000-) Light Kit, Revl, Ci [T15]	1
▲	1	1034999	(000000-) Bracket Wldt, Light / Alarm	1
▲	2	10632-2	(000000-) Grommet, Rbr, 0.62id, F/0.9h, .12 Matl	1
▲▽	3	1017250	(000000-) Light, Strobe, Amb, 12-48vdc	1
▲▲		9000879	(000000-) Lens, Amb, F/ Revl / Flasher	1
▲▲		9000846	(000000-) Lamp, Bulb, Strobe	1
▲▲		1027798	(000000-) Lens, Red, F/ Revl / Flasher	1
▲▲		1027800	(000000-) Lens, Blu, F/ Revl / Flasher	1
▲		55272	(000000-) Terminal, Bullet, Mal, .157d, 12ga	2
▲	4	09244	(000000-) Screw, Hex, M5 X 0.8 X 16, 8.8	2
▲	5	19066	(000000-) Washer, Flat, #10	2
▲	6	06549	(000000-) Nut, Hex, Lock, M5 X 0.80, NI	2
▲	7	397644	(000000-) Nut, Isolator, .25-20 Wall Th .187-.343	4
▲	8	62595-4	(000000-) Molding, Trim, Pvc, .08-.11 10.0l	2
▲	9	369400	(000000-) Harness, Alarm, Backup	1
▲	10	49266	(000000-) Tie, Cable, Nyl, 07.3l .19w 1.8 Max D	1
▲	11	55248	(000000-) Mount, Cable Tie	1
▲	12	16951	(000000-) Screw, Hex, .25-20 X 1.25, Sems	4
▲	13	1039392	(000000-) Guard, Light, Rev/Strobe	1
▲	14	74455	(000000-) Screw, hex, m6X1.0X12, Fmg	2

Fig. 5 - Flashing Light Kit

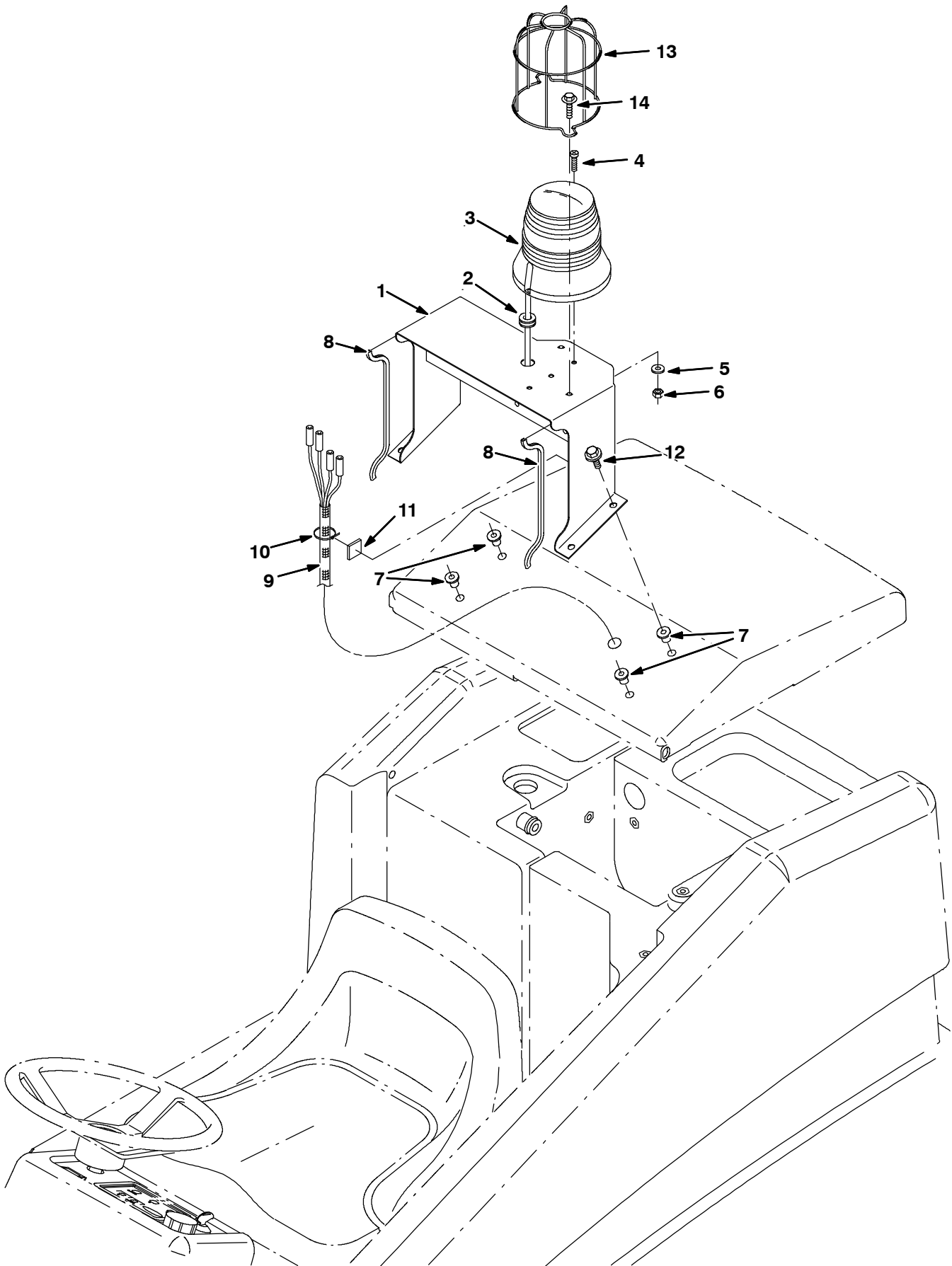


Fig. 5 - Flashing Light Kit

	Ref.	Part No.	Serial Number	Description	Qty.
▽		9003165	(000000-) Light Kit, Flsh, Ci [T15]	1
▲	1	1034999	(000000-) Bracket Wldt, Light / Alarm	1
▲	2	10632-2	(000000-) Grommet, Rbr, 0.62id, F/0.9h, .12 Matl	1
▲▽	3	1017248	(000000-) Light, Flsh, Amb, 12-48vdc	1
▲▲		9000879	(000000-) Lens, Amb, F/ Revl / Flasher	1
▲▲		9000845	(000000-) Lamp, Bulb, Flsh	1
▲▲		1027798	(000000-) Lens, Red, F/ Revl / Flasher	1
▲▲		1027800	(000000-) Lens, Blu, F/ Revl / Flasher	1
▲		55272	(000000-) Terminal, Bullet, Mal, .157d, 12ga	2
▲	4	09244	(000000-) Screw, Hex, M5 X 0.8 X 16, 8.8	2
▲	5	19066	(000000-) Washer, Flat, #10	2
▲	6	06549	(000000-) Nut, Hex, Lock, M5 X 0.80, NI	2
▲	7	397644	(000000-) Nut, Isolator, .25-20 Wall Th .187-.343	4
▲	8	62595-4	(000000-) Molding, Trim, Pvc, .08-.11 10.0l	2
▲	9	369400	(000000-) Harness, Alarm, Backup	1
▲	10	49266	(000000-) Tie, Cable, Nyl, 07.3l .19w 1.8 Max D	1
▲	11	55248	(000000-) Mount, Cable Tie	1
▲	12	16951	(000000-) Screw, Hex, .25-20 X 1.25, Sems	4
▲	13	1039392	(000000-) Guard, Light, Rev/Strobe	1
▲	14	74455	(000000-) Screw, hex, m6X1.0X12, Fmg	2

Fig. 6 - Revolving Light Kit, Overhead Guard

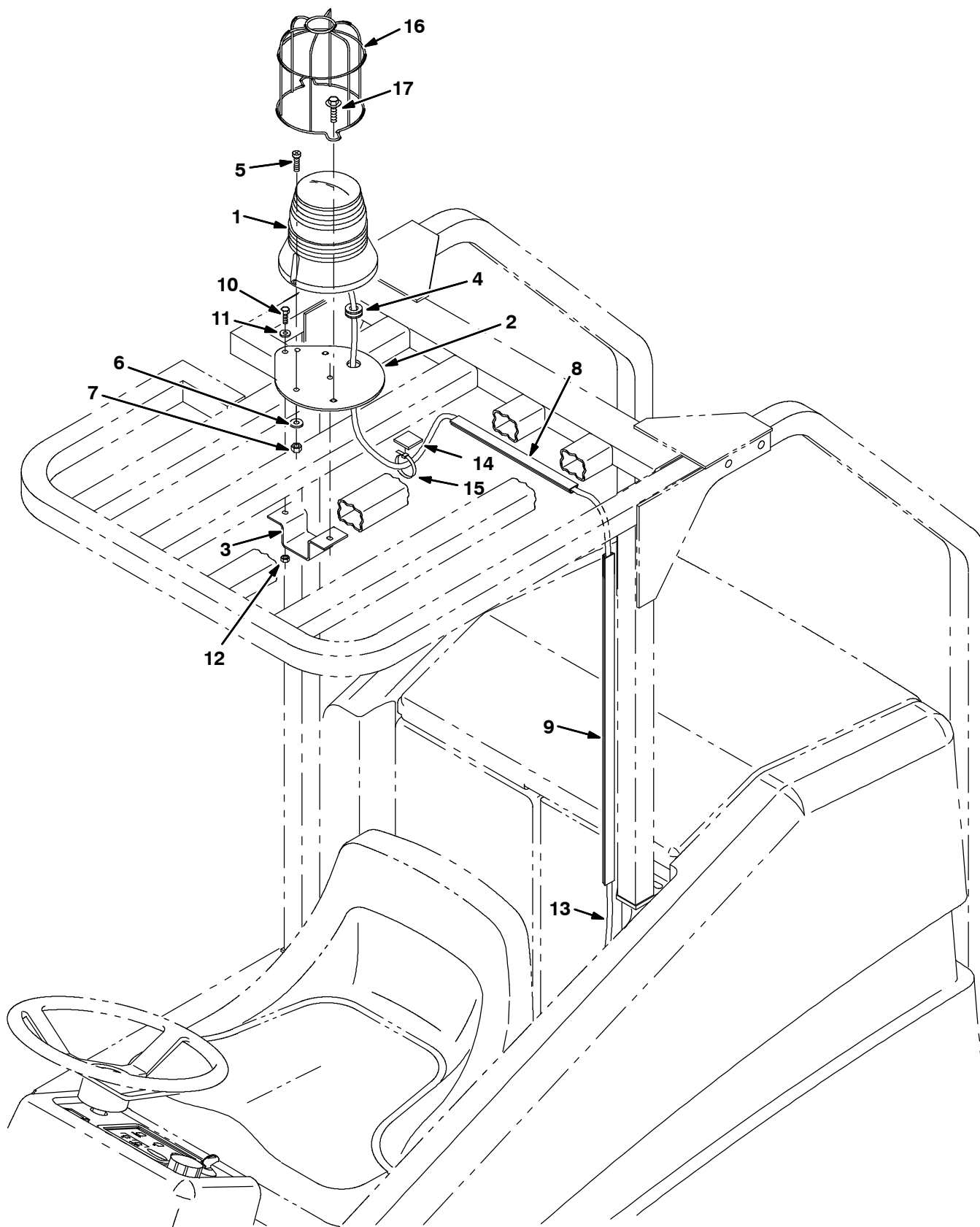


Fig. 6 - Revolving Light Kit, Overhead Guard

	Ref.	Part No.	Serial Number	Description	Qty.
▽		9003163	(000000-) Light Kit, Revl, Ohg, Ci [T15]	1
▲▽	1	1017250	(000000-) Light, Strobe, Amb, 12-48vdc	1
▲▲		9000879	(000000-) Lens, Amb, F/ Revl / Flasher	1
▲▲		9000846	(000000-) Lamp, Bulb, Strobe	1
▲▲		1027798	(000000-) Lens, Red, F/ Revl / Flasher	1
▲▲		1027800	(000000-) Lens, Blu, F/ Revl / Flasher	1
▲		55272	(000000-) Terminal, Bullet, Mal, .157d, 12ga	2
▲	2	57220	(000000-) Plate, Mtg, Light	1
▲	3	1035432	(000000-) Bracket, Mtg, Light, Ohg	1
▲	4	10632-2	(000000-) Grommet, Rbr, 0.62id, F/0.9h, .12 Matl	1
▲	5	09244	(000000-) Screw, Hex, M5 X 0.8 X 16, 8.8	2
▲	6	19066	(000000-) Washer, Flat, #10	2
▲	7	06549	(000000-) Nut, Hex, Lock, M5 X 0.80, NI	2
▲	8	86330	(000000-) Duct, Vyl, 0.40 X 0.75 .25d 10.0l	1
▲	9	86332	(000000-) Duct, Vyl, 0.40 X 0.75 .25d 26.0l	1
▲	10	06942	(000000-) Screw, Hex, M6 X 1.0 X 16, 8.8	2
▲	11	32483	(000000-) Washer, Flat, 0.25, Sae	2
▲	12	07790	(000000-) Nut, Hex, Flng, M6 X 1.00	2
▲	13	71525	(000000-) Harness, Light, Flsh, Revl [355e]	1
▲	14	55248	(000000-) Mount, Cable Tie	2
▲	15	49266	(000000-) Tie, Cable, Nyl, 07.3l .19w 1.8 Max D	2
▲	16	1039392	(000000-) Guard, Light, Rev/Strobe	1
▲	17	74455	(000000-) Screw, hex, m6X1.0X12, Fmg	2

Fig. 7 - Flashing Light Kit, Overhead Guard

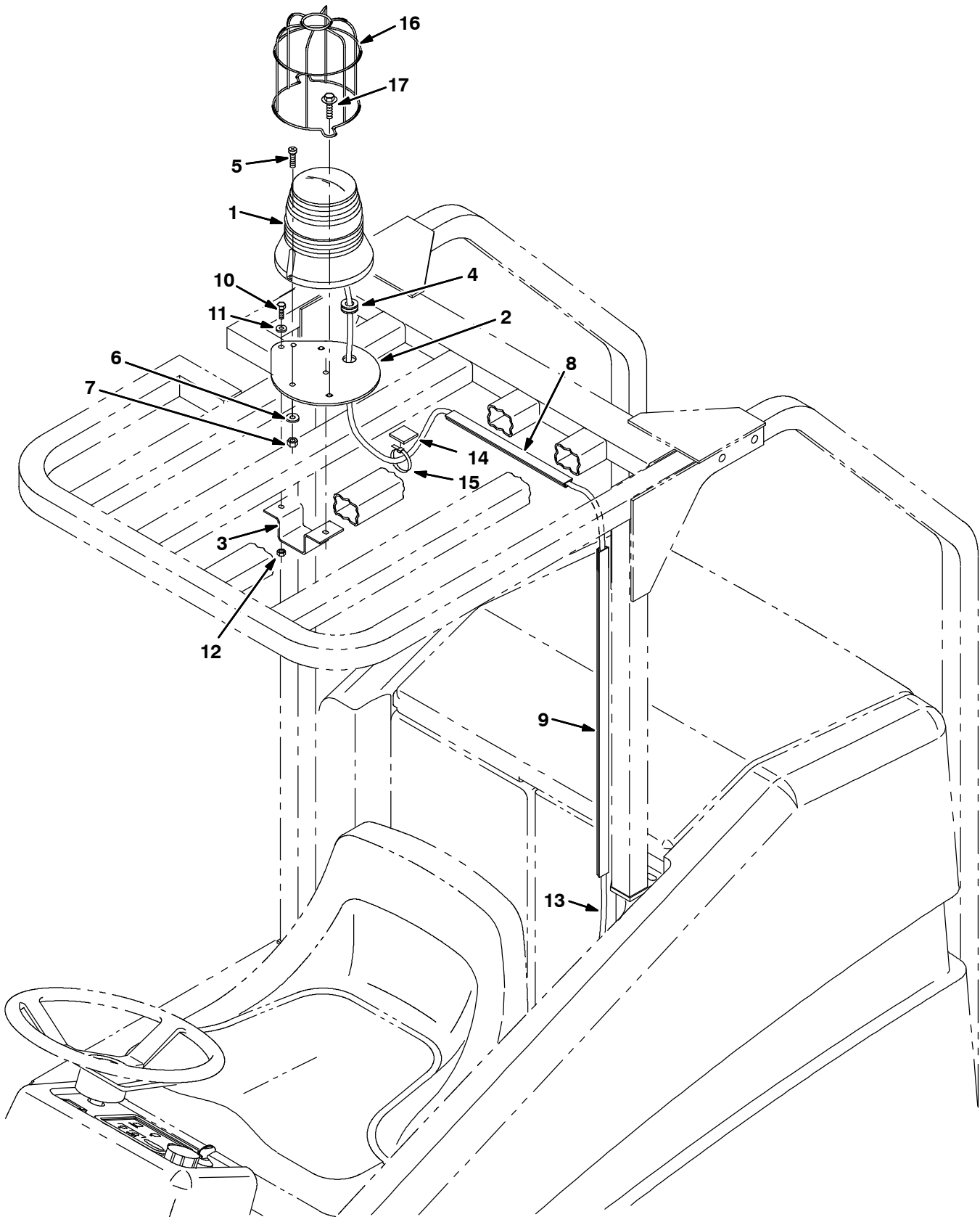


Fig. 7 - Flashing Light Kit, Overhead Guard

	Ref.	Part No.	Serial Number	Description	Qty.
▽		9003161	(000000-) Light Kit, Flsh, Ohg, Ci [T15]	1
▲▽	1	1017248	(000000-) Light, Flsh, Amb, 12-48vdc	1
▲▲		9000879	(000000-) Lens, Amb, F/ Revl / Flasher	1
▲▲		9000845	(000000-) Lamp, Bulb, Flsh	1
▲▲		1027798	(000000-) Lens, Red, F/ Revl / Flasher	1
▲▲		1027800	(000000-) Lens, Blu, F/ Revl / Flasher	1
▲		55272	(000000-) Terminal, Bullet, Mal, .157d, 12ga	2
▲	2	57220	(000000-) Plate, Mtg, Light	1
▲	3	1035432	(000000-) Bracket, Mtg, Light, Ohg	1
▲	4	10632-2	(000000-) Grommet, Rbr, 0.62id, F/0.9h, .12 Matl	1
▲	5	09244	(000000-) Screw, Hex, M5 X 0.8 X 16, 8.8	2
▲	6	19066	(000000-) Washer, Flat, #10	2
▲	7	06549	(000000-) Nut, Hex, Lock, M5 X 0.80, NI	2
▲	8	86330	(000000-) Duct, Vyl, 0.40 X 0.75 .25d 10.0l	1
▲	9	86332	(000000-) Duct, Vyl, 0.40 X 0.75 .25d 26.0l	1
▲	10	06942	(000000-) Screw, Hex, M6 X 1.0 X 16, 8.8	2
▲	11	32483	(000000-) Washer, Flat, 0.25, Sae	2
▲	12	07790	(000000-) Nut, Hex, Flng, M6 X 1.00	2
▲	13	71525	(000000-) Harness, Light, Flsh, Revl [355e]	1
▲	14	55248	(000000-) Mount, Cable Tie	2
▲	15	49266	(000000-) Tie, Cable, Nyl, 07.3l .19w 1.8 Max D	2
▲	16	1039392	(000000-) Guard, Light, Rev/Strobe	1
▲	17	74455	(000000-) Screw, hex, m6X1.0X12, Fmg	2

Fig. 8 - Overhead Guard Kit

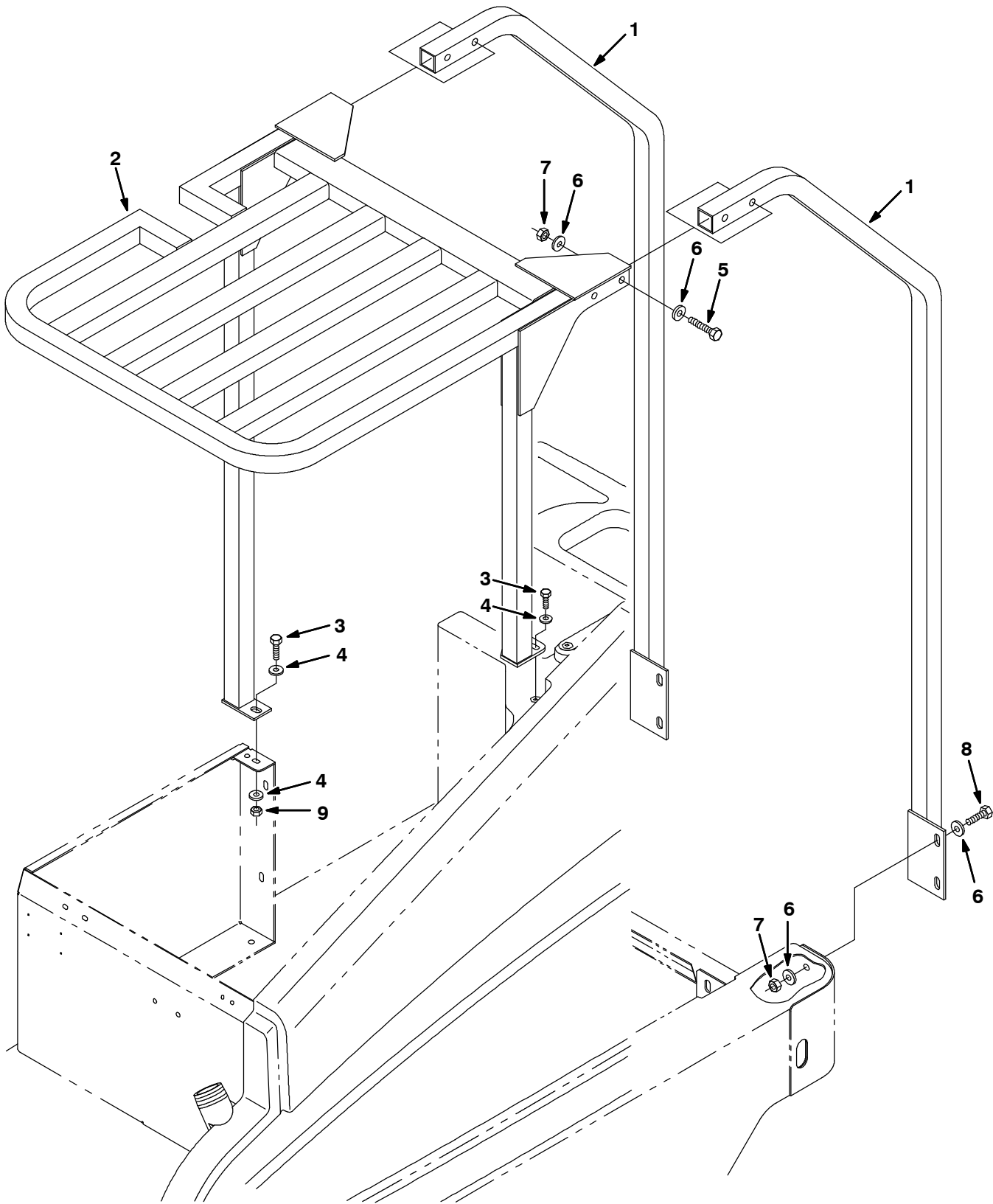


Fig. 8 - Overhead Guard Kit

	Ref.	Part No.	Serial Number	Description	Qty.
▽		9003171	(000000-) Ohg Kit, Ci [T15]	1
▲	1	1035516	(000000-) Tube Wldt, Leg, Ohg, Rear	2
▲	2	1035515	(000000-) Guard Wldt, Ohg, Top	1
▲	3	12273	(000000-) Screw, Hex, M8 X 1.25 X 20, Ss, NI	2
▲	4	01685	(000000-) Washer, Flat, 0.38b 0.88d .08, Ss	3
▲	5	33950	(000000-) Screw, Hex, M12 X 1.75 X 80, Ss	4
▲	6	32486	(000000-) Washer, Flat, 0.50, Sae	16
▲	7	08711	(000000-) Nut, Hex, Lock, M12 X 1.75,NI	8
▲	8	09029	(000000-) Screw, Hex, M12 X 1.75 X 40, Ss	4
▲	9	08709	(000000-) Nut, Hex, Lock, M8 X 1.25, NI	1

Fig. 9 - ES Pump Group

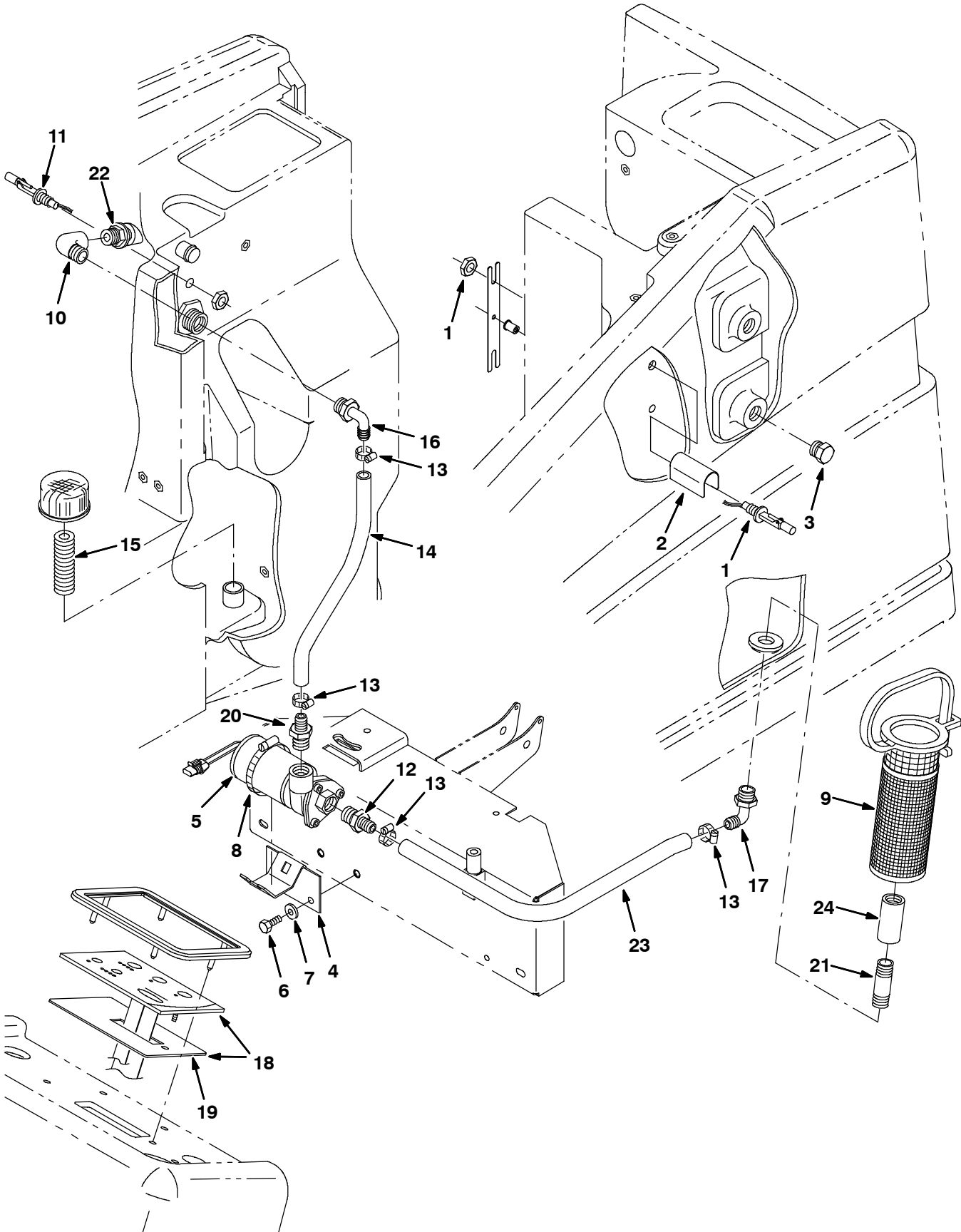


Fig. 9 - ES Pump Group

Ref.	Part No.	Serial Number	Description	Qty.
1	385685	(000000-) Sensor, Level, Liq, 14vdc 01a .62-11	1
2	1019285	(000000-) Bracket, Protector, Float Switch	1
3	75611	(000000-) Fitting, Plstc, Plug, Pm12	1
4	385618	(000000-) Bracket, Mtg, Pump	1
5	369865	(000000-) Pump, Soltn, Ele, 36vdc, Impeller	1
6	10959	(000000-) Screw, Hex, M10 X 1.5 X 20, Ss, NI	2
7	01686	(000000-) Washer, Flat, 0.44b 1.00d .08, Ss	2
8	17188	(000000-) Clamp, Hose, Wormdrive, 2.50-3.50d, .50w	1
9	385667	(000000-) Strainer, Soltn, 40mesh, Cyl, 3.5d 07.5l	1
10	69785	(000000-) Fitting, Plstc, E90, Pf12/Pm12	1
11	385685	(000000-) Sensor, Level, Liq, 14vdc 01a .62-11	1
12	79273-2	(000000-) Fitting, Plstc, Str, Bm12/Pm12	1
13	63810	(000000-) Clamp, Hose, Wormdrive, 0.56-1.06d, .56w	4
14	385624	(000000-) Hose, Pvc, Brd, 0.63id 0.88od 035.0l,Clr	1
15	223500	(000000-) Fitting, Plstc, Str, Pm16/Pm16 4.0l	1
16	73468	(000000-) Fitting, Plstc, E90, Bm10/Pm12	1
17	14877	(000000-) Fitting, Plstc, E90, Bm12/Pm12	1
18	1035870	(000000-) Panel Assy, Touch [T15 Es]	1
19	223332	(000000-) Gasket, Neo, .06, 03.38w 04.88l, Adh	1
20	365095	(000000-) Fitting, Plstc, Str, Bm10/Pm12	1
21	385665	(000000-) Fitting, Plstc, Str, Pm12/Pm12 03.0l	1
22	369869	(000000-) Valve, Check, Soltn, Pm12	1
23	385666	(000000-) Hose, Pvc, Brd, 0.75id 1.03od 026.0l,Clr	1
24	05134	(000000-) Fitting, Plstc, Str, Pf12/Pf12	1

Fig. 10 - ES Drain Group

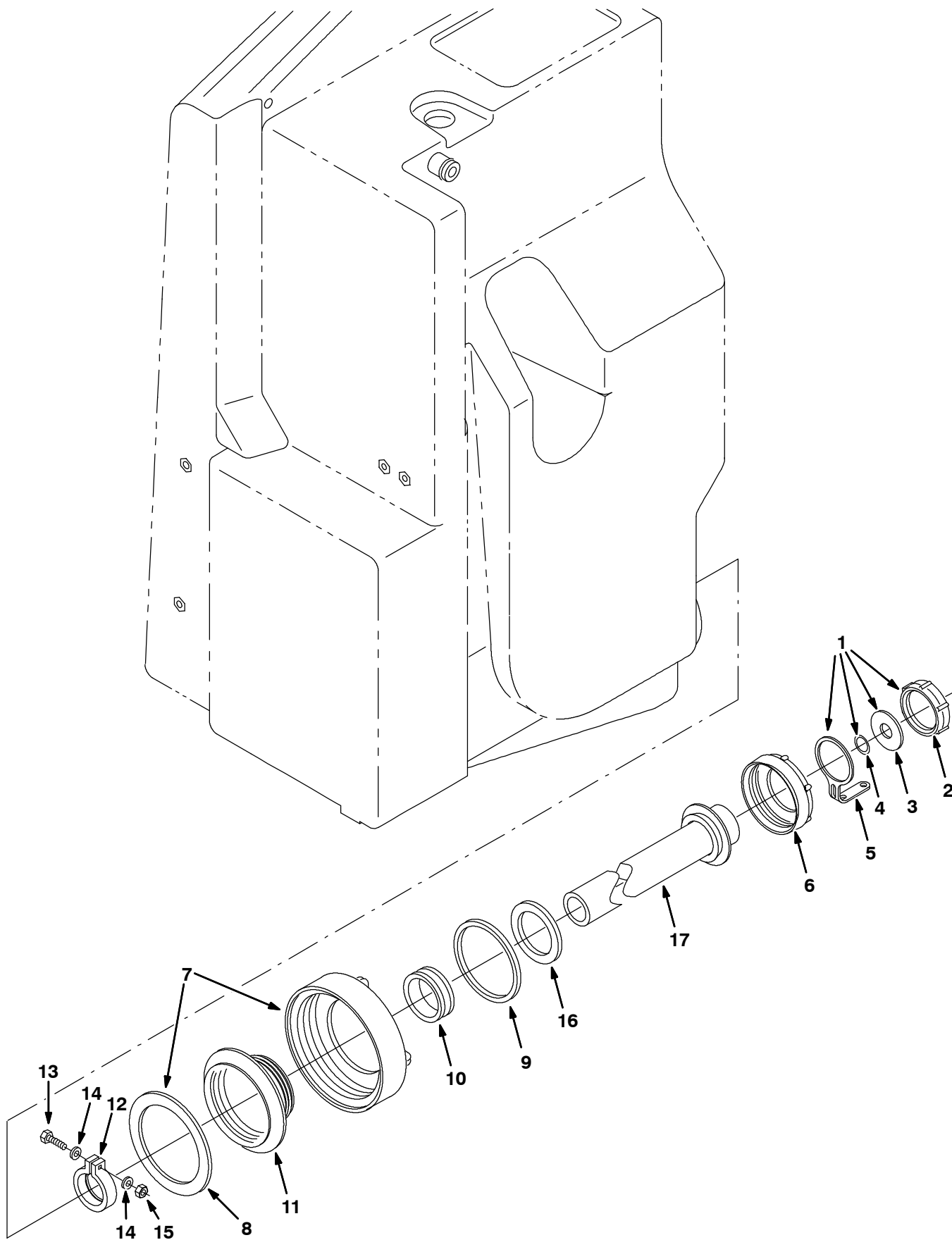


Fig. 10 - ES Drain Group

	Ref.	Part No.	Serial Number	Description	Qty.
▽		223533	(000000-) Hose Assy, Drain, 0.31id X 24.3l, Pvc	1
▲▽	1	32501	(000000-) Drain Kit, Cap	1
▲▲	2	32613	(000000-) Cap, Tank, Drain, 2.25 Thread Pye	1
▲▲	3	32614	(000000-) Gasket, Cap	1
▲▲	4	32669	(000000-) Ring, Retaining, Ext, 0.75d, Ss	1
▲▲	5	32508	(000000-) Strap	1
▲	6	14880	(000000-) Cap, Tank, Drain, 3.85 Thread Pye	1
▲▽	7	24358	(000000-) Cap Assy, Tank, Drain	1
▲▲	8	1031699	(000000-) Gasket, 4.05id 5.29od .19 [Buna]	1
▲	9	79320	(000000-) Gasket, Cap, Drain	1
▲	10	41421	(000000-) Seal	1
▲	11	14864	(000000-) Cover, Insert	1
▲	12	41454	(000000-) Clamp, Hose, Plstc, 1.60d X 0.62w	1
▲	13	12316	(000000-) Screw, Hex, M5 X 0.8 X 25, Ss	1
▲	14	01683	(000000-) Washer, Flat, 0.22b 0.50d .05, Ss [#10]	1
▲	15	09739	(000000-) Nut, Hex, Lock, M5 X 0.80, NI, Ss	1
▲	16	41451	(000000-) Gasket, Lid	1
▲	17	24174	(000000-) Hose Assy, Pvc, 1.3id 1.7od 24.3l	1

Fig. 11 - Heavy Duty Vacuum Fan Kit

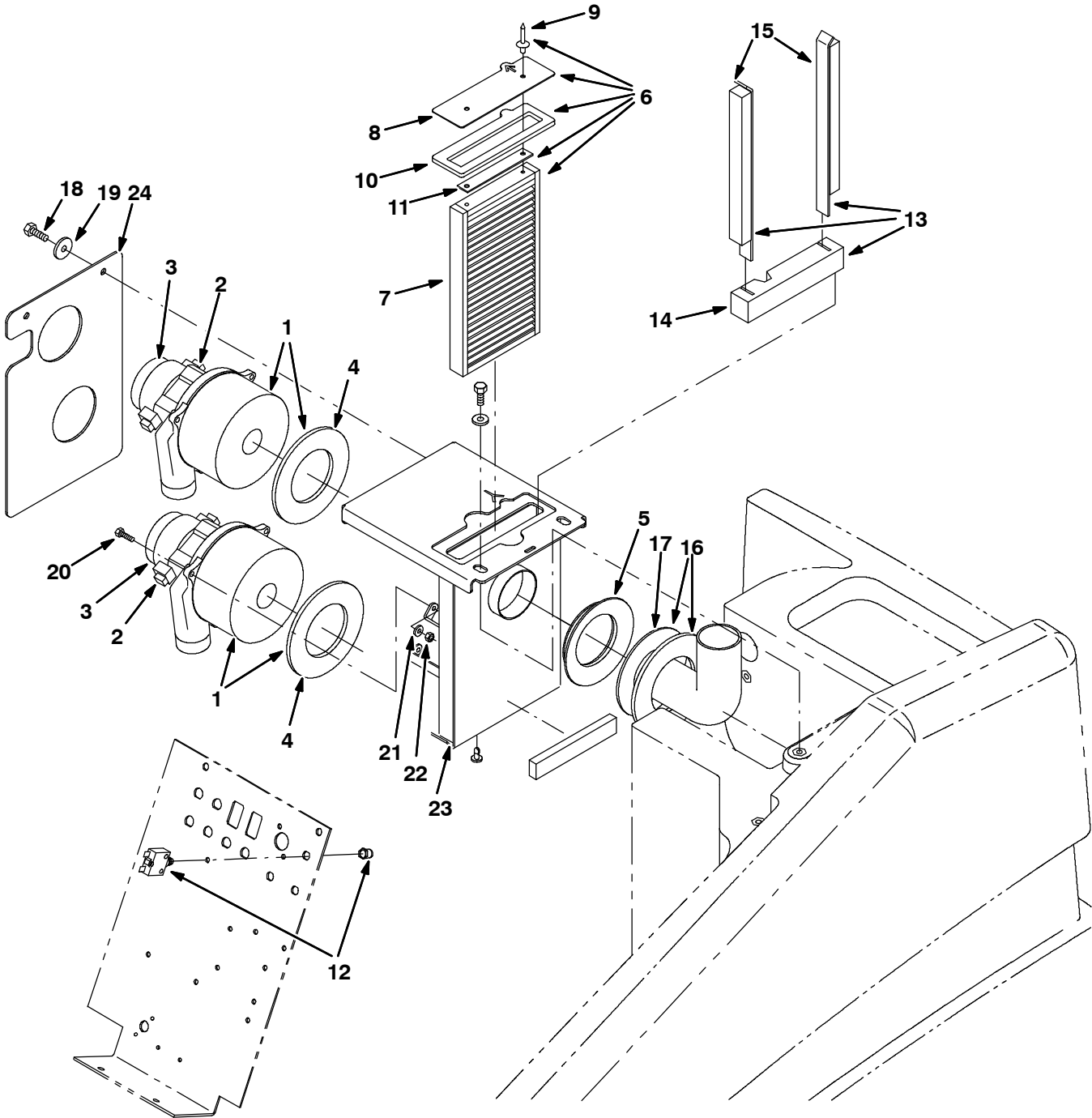


Fig. 11 - Heavy Duty Vacuum Fan Kit

	Ref.	Part No.	Serial Number	Description	Qty.
▽		9003169	(000000-) Vacfan Kit, Dual, Ci [T15]	1
▲▽	1	1039617	(015452-) Fan, Vacuum, 5.7d, 036vdc, 3 Stage	2
▲▲	2	1041772	(015452-) Brush Kit, Motor, Fan 24 & 36 Vdc	1
▲▲	3	1041766	(015452-) Cover, Cooling Fan	1
▲▲	4	10912	(015452-) Seal, Rbr, Clsd, 0.375, 5.0d 2.5h	1
▲▽	1	398520	(000000-015451) Fan Assy, Vacuum, 5.7d, 036vdc, 3 Stage (Replaced by 9004055)	2
▲▲	2	1041772	(000000-015451) Brush Kit, Motor, Fan 24 & 36 Vdc	1
▲▲	3	1041766	(000000-015451) Cover, Cooling Fan	1
▲▲	4	223264	(000000-015451) Seal, Rbr, Clsd, 0.25, 5.8d 03.3h	1
▲	5	223525	(000000-) Seal, Fan	1
▲▽	6	9003179	(000000-) Filter Assy, Panl, Scrbr [T15]	1
▲▲	7	223267	(000000-) Filter, Panl, Dust, 1.0 X 06.0 X 11.0	1
▲▲	8	1035425	(000000-) Plate, Top	1
▲▲	9	393074	(000000-) Rivet, Blind, .188d X 0.47 X .38d, Alm	2
▲▲	10	223266	(000000-) Seal, Rbr, Clsd, 0.25, Fltr, Panl	1
▲▲	11	385617	(000000-) Plate, Spacer, Fltr	1
▲	12	383728	(000000-) Circuitbreaker, 50.0a, Resetable	1
▲▽	13	369456	(000000-) Seal Kit, Vacfan & Panl Fltr, Modif	1
▲▲	14	369455	(000000-) Seal, Rbr, Clsd, 1.41, Fltr, Hd	1
▲▲	15	369449	(000000-) Seal Assy, Vacfan	2
▲▽	16	9003619	(000000-) Tube, Elbow, Kit	2
▲▲	17	223264	(000000-) Seal, Rbr, Clsd, 0.25, 5.8d 03.3h	2
▲	18	49826	(000000-) Screw, Hex, M8 X 1.25 X 16, Ss, NI	1
▲	19	30013	(000000-) Washer, Flat, 0.31, Fendr	2
▲	20	12316	(000000-) Screw, Hex, M5 X 0.8 X 25, Ss	2
▲	21	01683	(000000-) Washer, Flat, 0.22b 0.50d .05, Ss [#10]	6
▲	22	09739	(000000-) Nut, Hex, Lock, M5 X 0.80, NI, Ss	6
▲	23	1034299	(000000-) Bracket Wldt, Mtg, Fan	1
▲	24	223286	(000000-) Skirt, Fan, Dual, Neo, .12, Trimmed	1

Fig. 12 - Power Wand Pump and Fittings Group

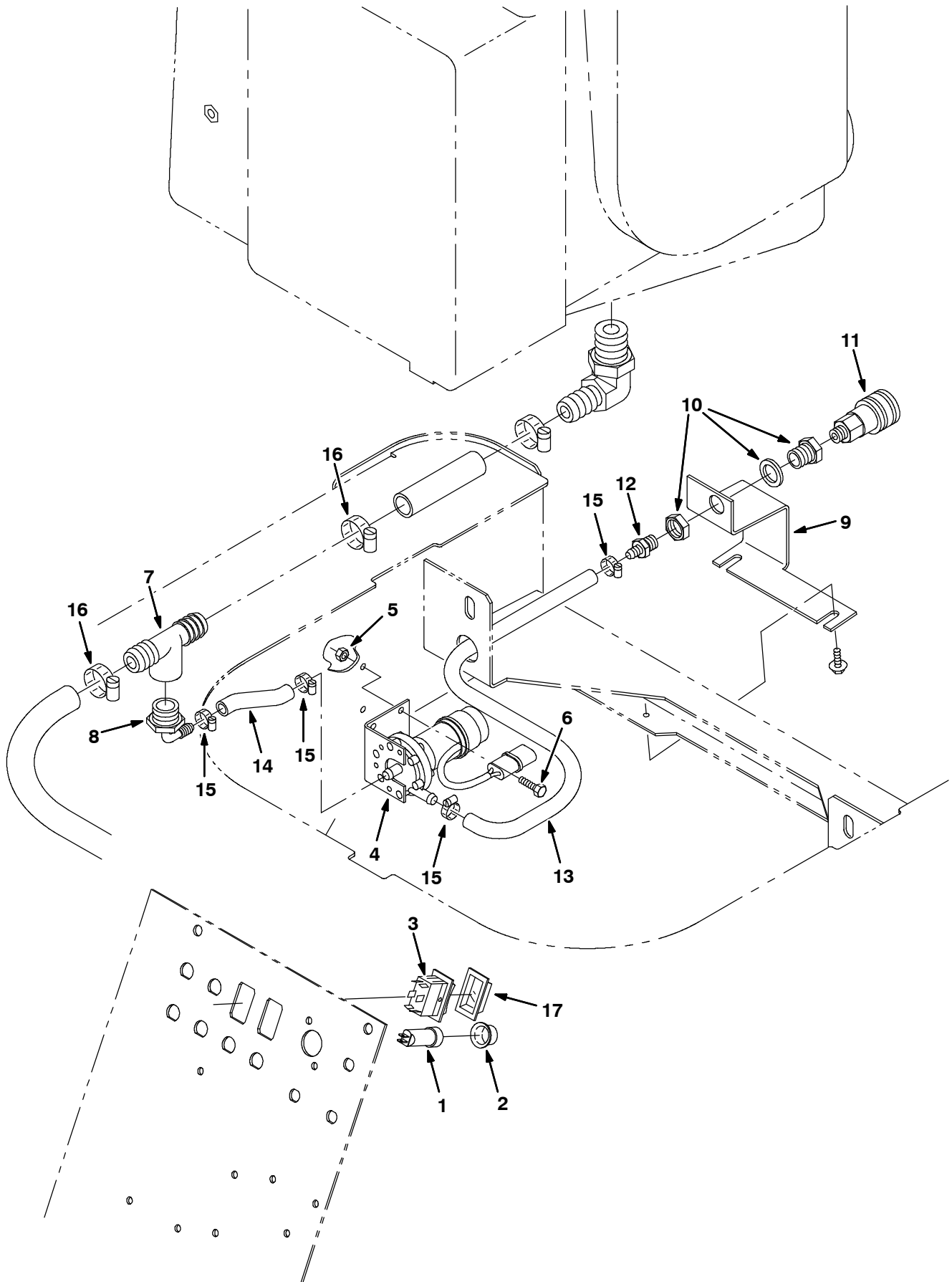


Fig. 12 - Power Wand Pump and Fittings Group

NOTE: Power Wand Kit, Scrub Head 900 mm (36 in), Tennant Part Number 9003175, includes; Fig. 12, Fig. 13, Fig. 15, and Fig. 16.

NOTE: Power Wand Kit, Rollout Battery, Tennant Part Number 9003200, includes; Fig. 12, Fig. 14, Fig. 15, and Fig. 16.

Ref.	Part No.	Serial Number	Description	Qty.
1	57164	(000000-) Circuitbreaker, 10.0a, Resetable	1
2	57751	(000000-) Boot, Dome, .72id .72l, Clear	1
3	65557	(000000-) Switch, Rocker, Spst, On / Off	1
4	223496	(000000-) Pump, Water, 36vdc	1
5	09739	(000000-) Nut, Hex, Lock, M5 X 0.80, NI, Ss	2
6	09738	(000000-) Screw, Hex, M5 X 0.8 X 12, Ss	2
7	76075	(000000-) Fitting, Plstc, Tee, Bm12/Pf12/Bm12, Br	1
8	79484	(000000-) Fitting, Plstc, E90, Bm06/Pm12, Nyl	1
9	223521	(000000-) Bracket, Mtg	1
10	78122	(000000-) Fitting, Brs, Str, Pf04/Pf04, Bh	1
11	65342	(000000-) Fitting, Brs, Qdc, Pm04/Qf06	1
12	49186	(000000-) Fitting, Plstc, Str, Bm06/Pm04, Nyl	1
13	223523	(000000-) Hose, Pvc, Brd, 0.38id 0.60od 013.0l,Clr	1
14	223640	(000000-) Hose, Pvc, Brd, 0.38id 0.60od 003.5l,Clr	1
15	43844	(000000-) Clamp, Hose, Wormdrive, 0.25-0.62d, .31w	4
16	86824	(000000-) Clamp, Hose, Wormdrive, 0.50-1.06d, .50w	2
17	57807	(000000-) Cover, Seal, Rocker Switch	1

Fig. 13 - Power Wand Mount Group, Scrub Head, 900 mm (36 in)

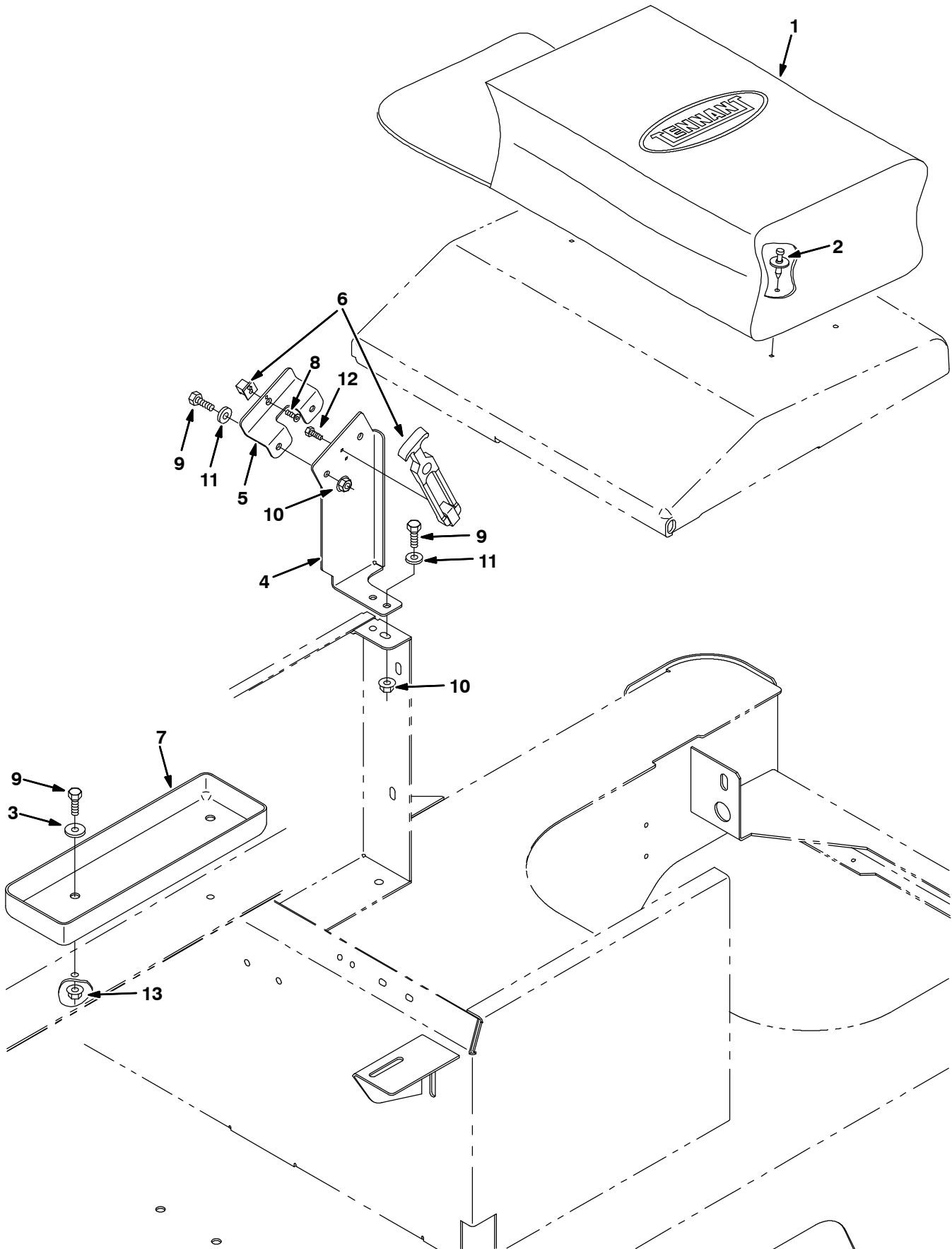


Fig. 13 - Power Wand Mount Group, Scrub Head, 900 mm (36 in)

NOTE: Power Wand Kit, Scrub Head 900 mm (36 in), Tennant Part Number 9003175, includes; Fig. 12, Fig. 13, Fig. 15, and Fig. 16.

Ref.	Part No.	Serial Number	Description	Qty.
1	65580	(000000-) Bag, Power	1
2	72968	(000000-) Rivet, Plstc, .250d X 0.90	4
3	30013	(000000-) Washer, Flat, 0.31, Fendr	2
4	1034541	(000000-) Bracket Wldt, Wand, Power	1
5	1035210	(000000-) Bracket, Wand, Power	1
6	223522	(000000-) Latch, Flexible Draw	1
7	223492	(000000-) Tray, Brush	1
8	09120	(000000-) Screw, Flt, M5 X 0.8 X 16, 10.9	1
9	16931	(000000-) Screw, Hex, M8 X 1.25 X 20, 8.8	6
10	07791	(000000-) Nut, Hex, Flng, M8 X 1.25	4
11	32491	(000000-) Washer, Flat, 0.31, Std	4
12	09244	(000000-) Screw, Hex, M5 X 0.8 X 16, 8.8	2
13	07791	(000000-) Nut, Hex, Flng, M8 X 1.25	2

Fig. 14 - Power Wand Mount Group, Rollout Battery

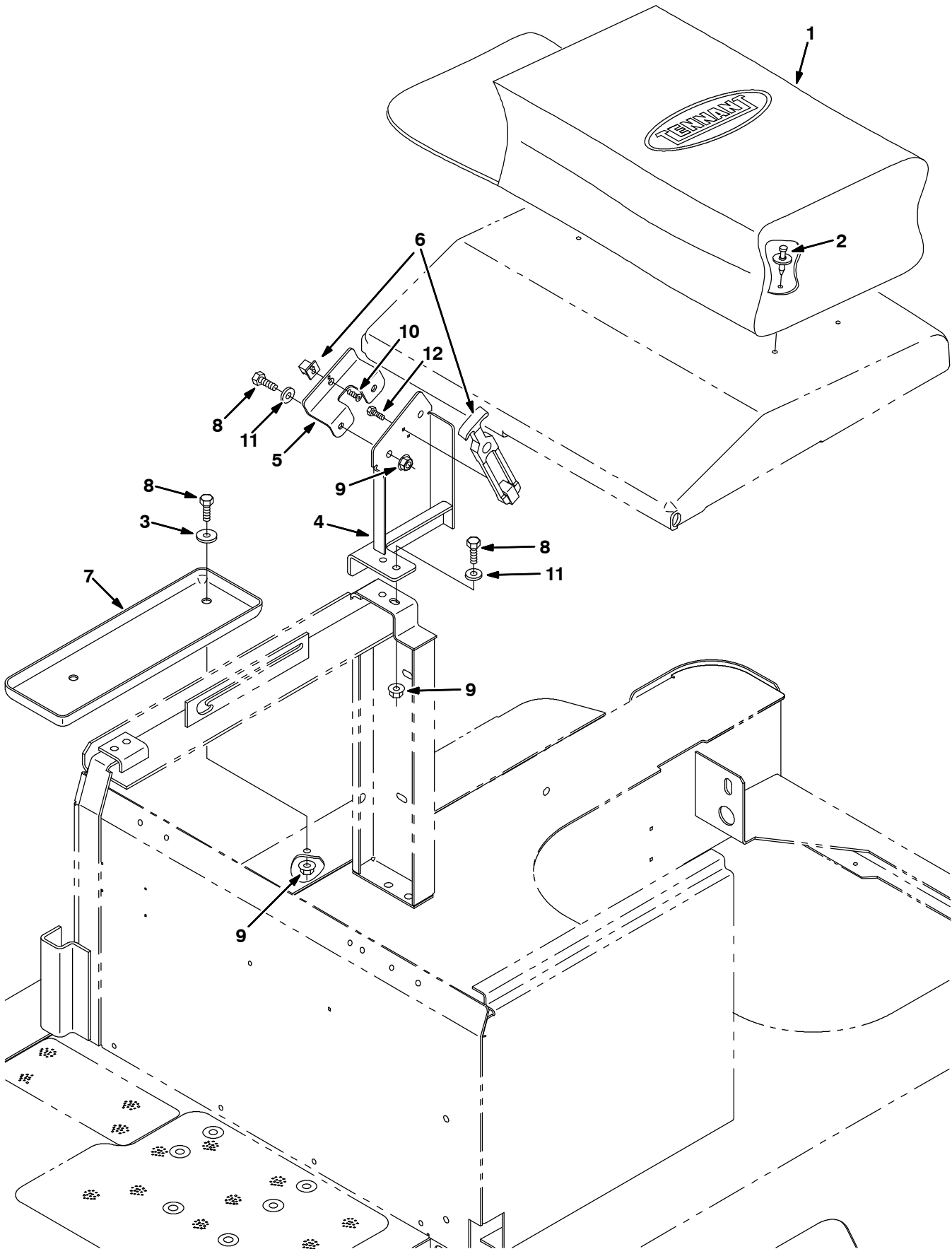


Fig. 14 - Power Wand Mount Group, Rollout Battery

NOTE: Power Wand Kit, Rollout Battery, Tennant Part Number 9003200, includes; Fig. 12, Fig. 14, Fig. 15, and Fig. 16.

Ref.	Part No.	Serial Number	Description	Qty.
1	65580	(000000-) Bag, Power	1
2	72968	(000000-) Rivet, Plstc, .250d X 0.90	4
3	30013	(000000-) Washer, Flat, 0.31, Fendr	2
4	1034539	(000000-) Bracket Wldt, Wand, Power	1
5	1035210	(000000-) Bracket, Wand, Power	1
6	223522	(000000-) Latch, Flexible Draw	1
7	385632	(000000-) Tray, Brush, Rwk	1
8	16931	(000000-) Screw, Hex, M8 X 1.25 X 20, 8.8	6
9	07791	(000000-) Nut, Hex, Fing, M8 X 1.25	6
10	09120	(000000-) Screw, Flt, M5 X 0.8 X 16, 10.9	1
11	32491	(000000-) Washer, Flat, 0.31, Std	4
12	09244	(000000-) Screw, Hex, M5 X 0.8 X 16, 8.8	2

Fig. 15 - Power Wand Hose Assembly

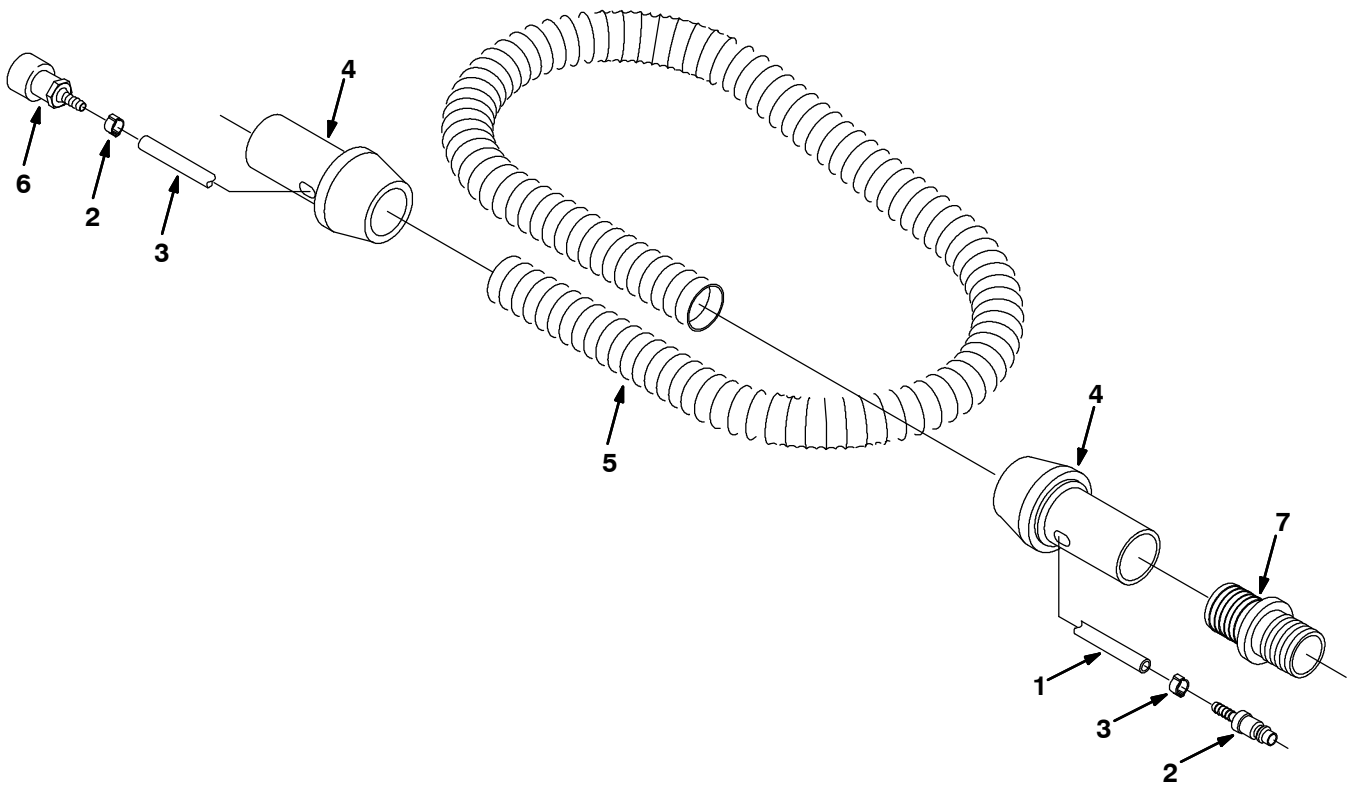


Fig. 15 - Power Wand Hose Assembly

NOTE: Power Wand Kit, Scrub Head 900 mm (36 in), Tennant Part Number 9003175, includes; Fig. 12, Fig. 13, Fig. 15, and Fig. 16.

NOTE: Power Wand Kit, Rollout Battery, Tennant Part Number 9003200, includes; Fig. 12, Fig. 14, Fig. 15, and Fig. 16.

	Ref.	Part No.	Serial Number	Description	Qty.
▽		65341	(000000-) Hose Assy, Wand, Power	1
▲	1	578318000	(000000-) Fitting, Stl, Qdc, Bm04	1
▲	2	578160000	(000000-) Clamp, Hose, Ear, 11-13mm, Ss	2
▲	3	578820000	(000000-) Hose, Pvc, Brd, 0.25id 0.44od 157.2l,Clr	1
▲	4	578072000	(000000-) Cuff, Swivel, 1.5 Blk	2
▲	5	578276000	(000000-) Hose, Vacuum, 1.50id X 10ft, Gray	1
▲	6	578071000	(000000-) Fitting, Brs, Qdc, Bm04/Pf04	1
	7	12694	(000000-) Fitting, Plstc, Str, Bm24/Bm24	1

Fig. 16 - Power Wand Assembly

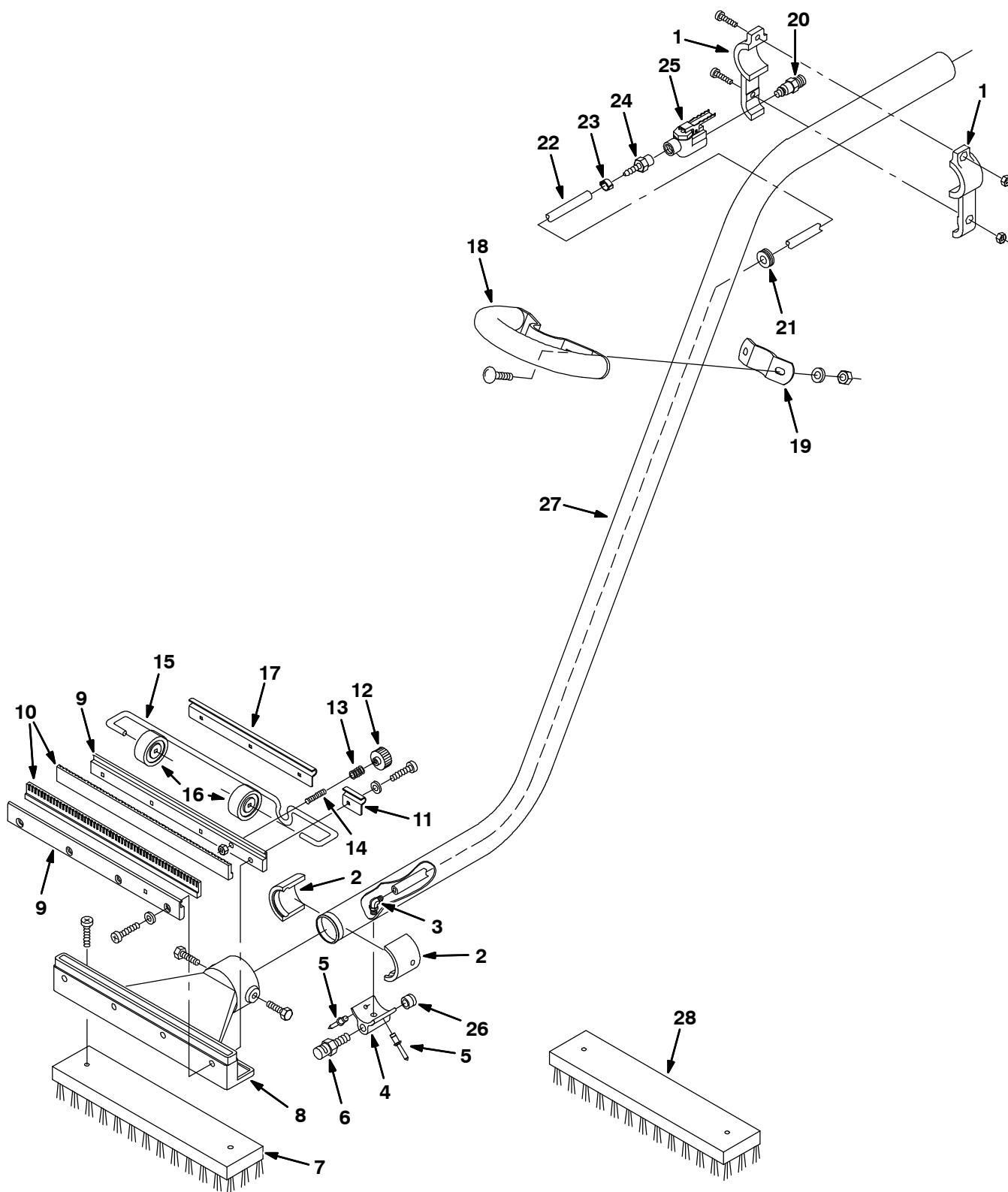


Fig. 16 - Power Wand Assembly

NOTE: Power Wand Kit, Scrub Head 900 mm (36 in), Tennant Part Number 9003175, includes; Fig. 12, Fig. 13, Fig. 15, and Fig. 16.

NOTE: Power Wand Kit, Rollout Battery, Tennant Part Number 9003200, includes; Fig. 12, Fig. 14, Fig. 15, and Fig. 16.

Ref.	Part No.	Serial Number	Description	Qty.
▽	65340	(000000-) Wand Assy, Power	1
▲	1 578077000	(000000-) Bracket, Wand, Valve Mtg	1
▲	2 578061000	(000000-) Adapter, Head / Wand [17b/E]	2
▲	3 578214000	(000000-) Fitting, Plstc, E90, Bm04/Pm02	1
▲	4 579112	(000000-) Fitting Spray Nozzle Adapter	1
▲	5 602036000	(000000-) Rivet, Blind [S2500 Drvblock]	2
▲	6 578066000	(000000-) Fitting, Brs, Tip [75, .125k-Jet]	1
▲	7 65610	(000000-) Brush, Power Wand, W/ Fastener, Pyp	1
▲	8 578063000	(000000-) Head, Wand [17b/E]	1
▲	9 578078000	(000000-) Retainer, Sqge, Wand [17b/E]	2
▲	10 578074000	(000000-) Blade, Sqge, 300.8mml, Wand [17b/E, G]	2
▲	11 578124000	(000000-) Bracket, Axle, 1 Hole [17b/E]	1
▲	12 578439	(000000-) Nut, Thumb, M6 X 1.0, 30d	1
▲	13 613732	(000000-) Spring, Cmpr, 15mm [Conical]	1
▲	14 578143000	(000000-) Screw, Set, M6 X 1.00 X 40, Ss [Cuppt]	1
▲	15 578126000	(000000-) Axle, Wand [17b/E]	1
▲	16 578125000	(000000-) Wheel, 41.3d 19.1w, Rbr	2
▲	17 578123000	(000000-) Bracket, Axle, 3 Hole [17b/E]	1
▲	18 578155000	(000000-) Handle Wldt, Wand	1
▲	19 578154000	(000000-) Bracket, Wand, Handle	1
▲	20 578091000	(000000-) Fitting, Brs, Qdc, Pm04, Plug	1
▲	21 578164000	(000000-) Grommet, 0.38id, F/0.6h, .06 Matl	1
▲	22 578821000	(000000-) Hose, Pyu, 0.25id 0.38od 1220mml, Blk	1
▲	23 578161000	(000000-) Clamp, Hose, Ear, 8-11mm, Ss	2
▲	24 578094000	(000000-) Fitting, Nyl, Str, Bm04/Pm04	1
▲	25 578064000	(000000-) Valve, Cntrl, Water	1
▲	26 150208	(000000-) Fitting, Brs, Str, Pm02, Plug [Skhd]	1
▲	27 578060000	(000000-) Wand, Dbl Bend, 38.1mmd	1
▲	28 65582	(000000-) Brush, Power Wand, W/ Fastener, Abr	1

Fig. 17 - Vacuum Wand Kit

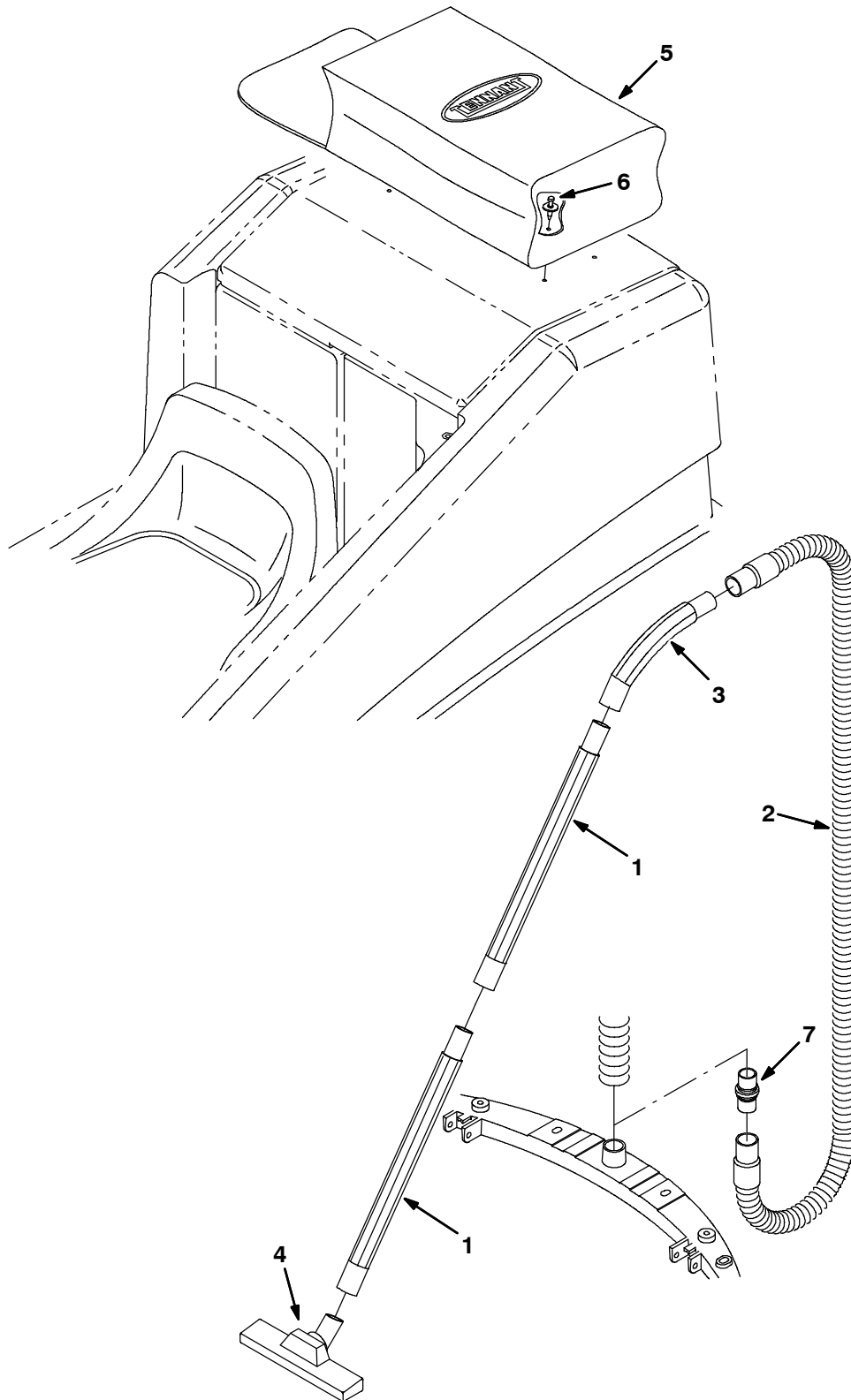


Fig. 17 - Vacuum Wand Kit

	Ref.	Part No.	Serial Number	Description	Qty.
▽		222349	(000000-) Wand Kit, Vacuum	1
▲	1	05579	(000000-) Tube, Wand, Vacuum, 1.3d 19.4l	2
▲	2	05594	(000000-) Hose Assy, W/2cuff, 1.5d 089l 1.5/1.5	1
▲	3	05584	(000000-) Tube, Wand, Vacuum, 1.3d	1
▲	4	374077	(000000-) Nozzle, Wand, Vacuum	1
▲	5	65580	(000000-) Bag, Power	1
▲	6	72968	(000000-) Rivet, Plstc, .250d X 0.90	4
▲	7	12694	(000000-) Fitting, Plstc, Str, Bm24/Bm24	4

Fig. 18 - Side Roller Bumper Kit

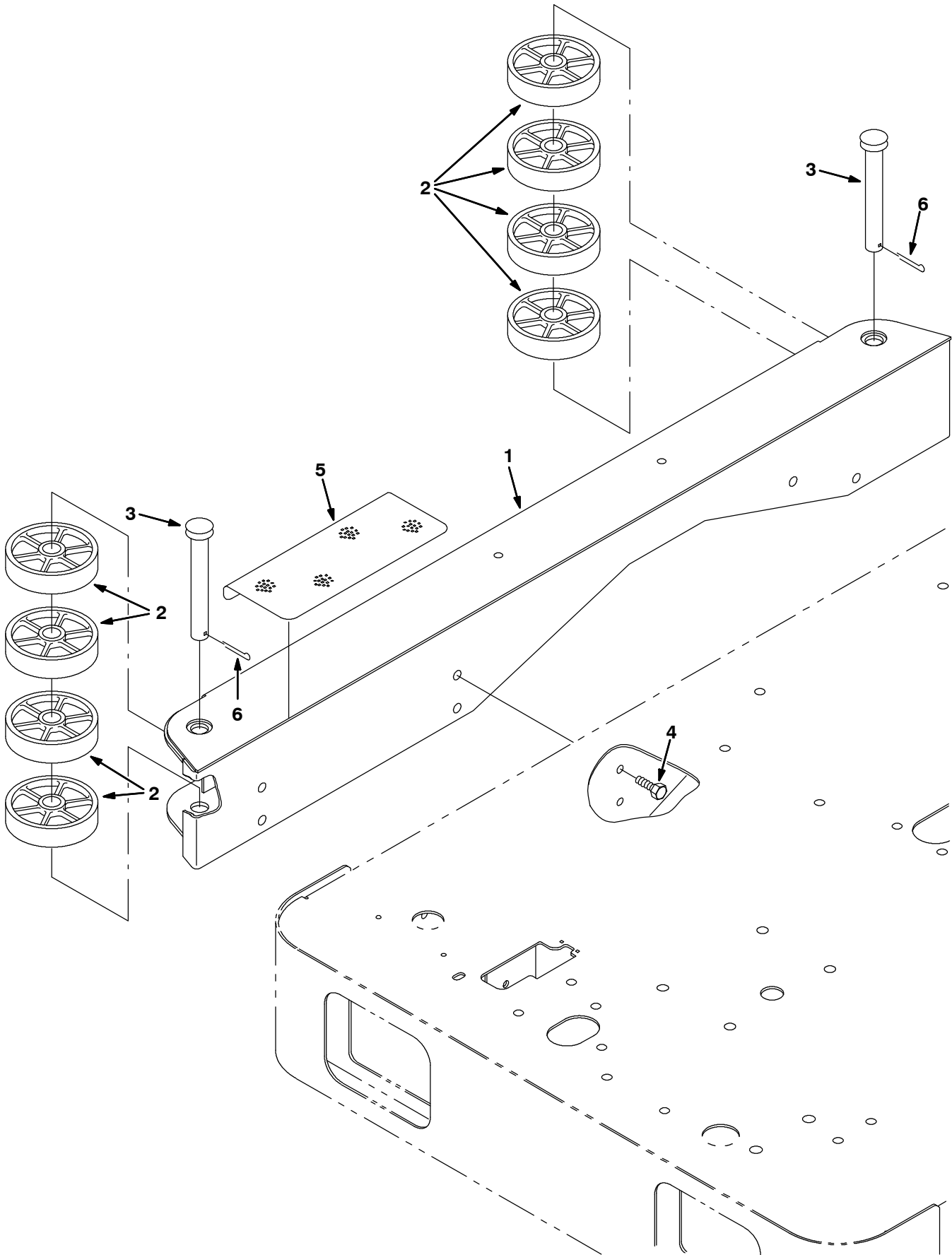


Fig. 18 - Side Roller Bumper Kit

	Ref.	Part No.	Serial Number	Description	Qty.
▽		9003182	(000000-) Bumper Kit, Rlr, Side, Ci [T15]	1
▲	1	1035130	(000000-) Bumper Wldt, Battery, R/O	1
▲	2	364085	(000000-) Wheel, 04.0d 0.98w 0.78b	8
▲	3	54660	(000000-) Pin, Clevis, 0.75d X 5.50l	2
▲	4	09010	(000000-) Screw, Hex, M8 X 1.25 X 25, Ss	7
▲	5	223350	(000000-) Tread, Non-Skid, 04.5w 10.0l	1
▲	6	08181	(000000-) Pin, Cotter, .094 X 1.50	2

Fig. 19 - Positive Solution Control Drain Kit, Std

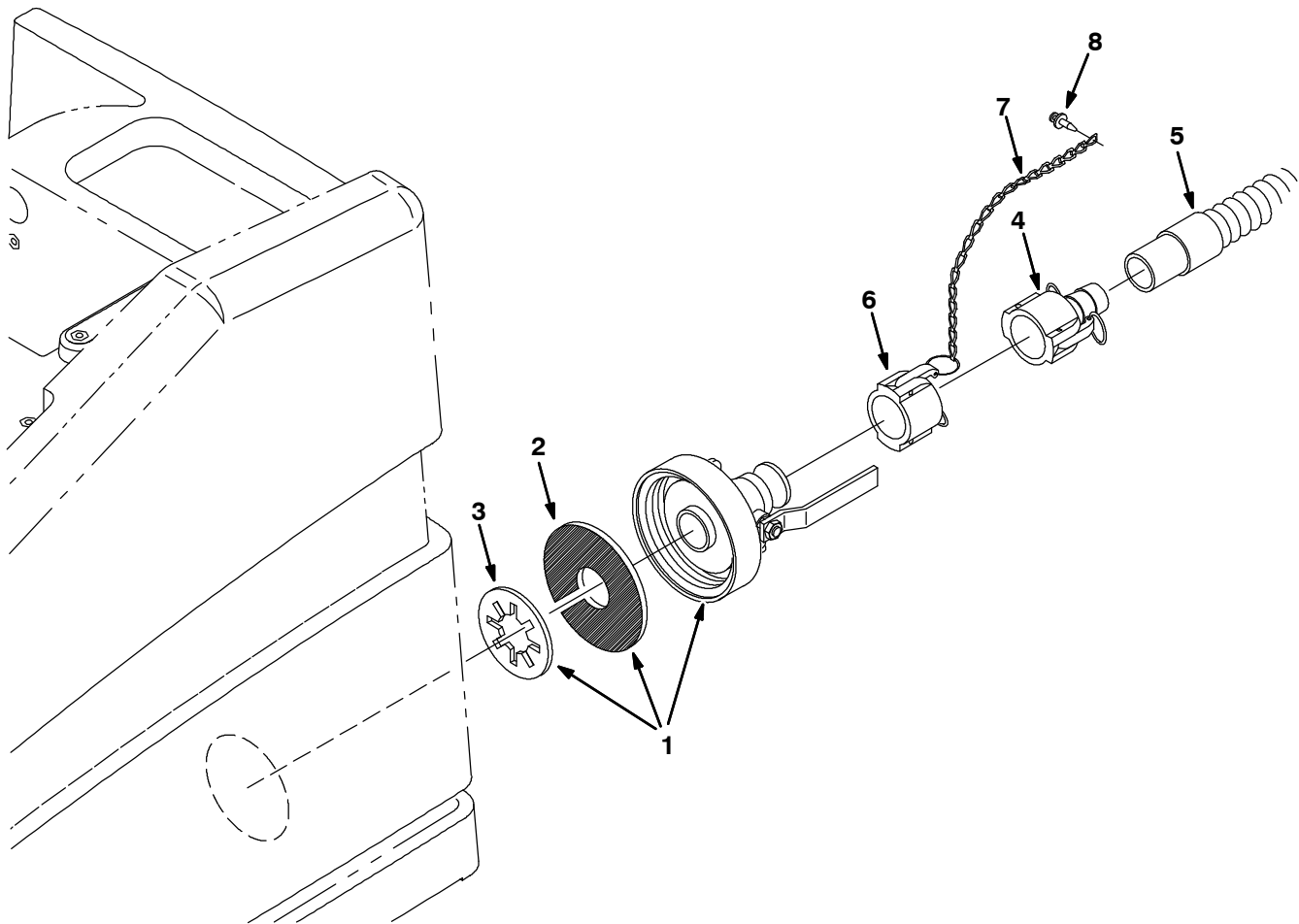


Fig. 19 - Positive Solution Control Drain Kit, Std

	Ref.	Part No.	Serial Number	Description	Qty.
▽		25778	(000000-) Drain Kit, Soltn, Std [Posi Cntrl]	1
▲▽	1	25783	(000000-) Cap Assy, Soltn, W/ Valve [Posi Cntrl]	1
▲▲		23456	(000000-) Cap, Tank, Drain, 6.17 Thread Pye	1
▲▲		375014	(000000-) Handle Kit, Valve	1
▲▲	2	1031700	(000000-) Gasket, 2.00id 5.38od .19 [Buna]	1
▲▲	3	20932	(000000-) Washer, Flat, 1.91b 4.38d .13, Pye	1
▲	4	48734	(000000-) Fitting, Coupler, Hose, Shank, Fem	1
▲	5	75635	(000000-) Hose Assy, W/1cuff, 1.5d 120l 1.5/	1
	6	48733	(000000-) Cap, Dust, Cplg, Water, 2.16id (Japan Only)	1
	7	19903	(000000-) Chain, Sash, #35, 07.2l 13 Link (Japan Only)	1
	8	72970	(000000-) Rivet, Plstc, .250d X 0.90 (Japan Only)	1

Fig. 20 - Positive Solution Control Drain Kit, ES

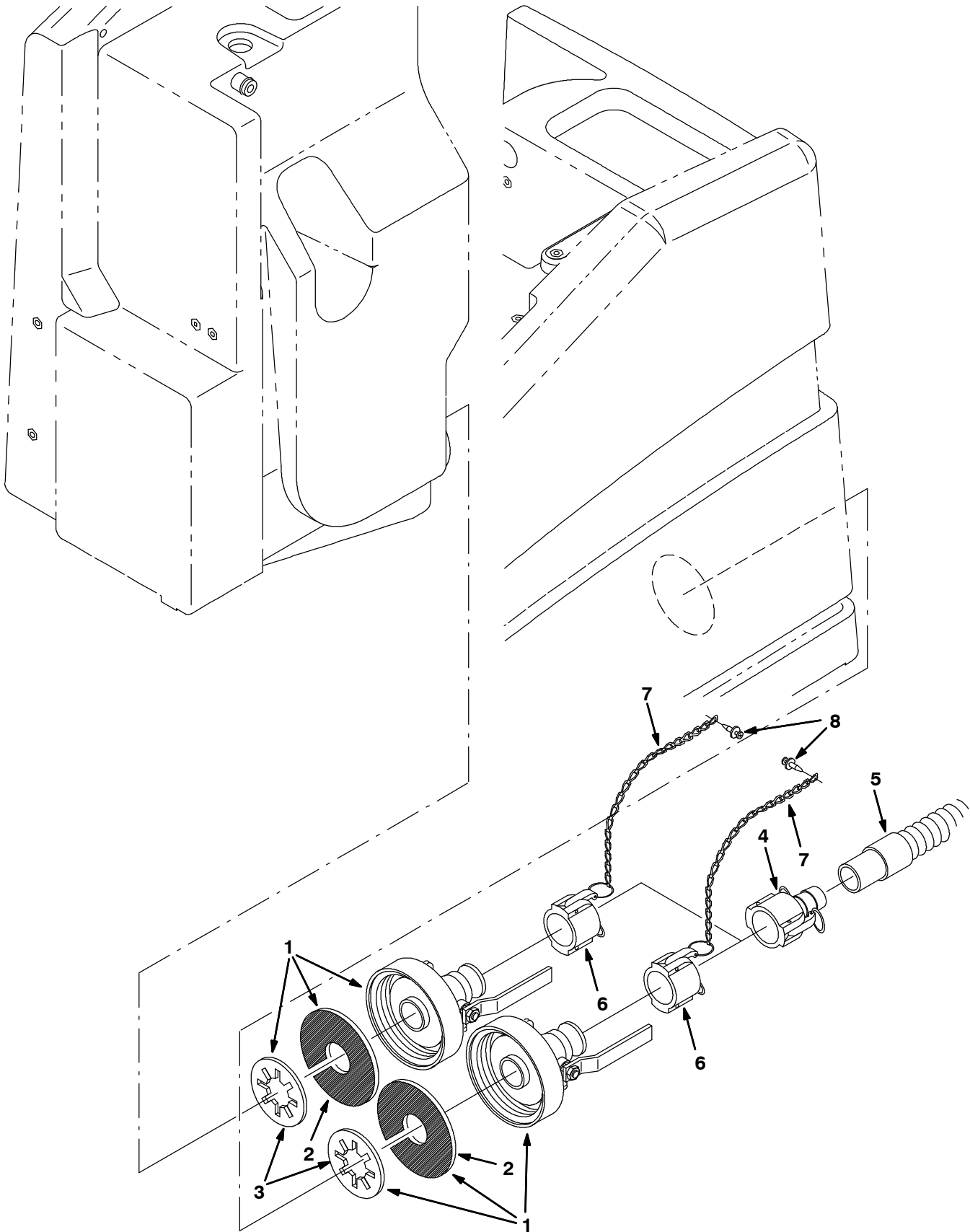


Fig. 20 - Positive Solution Control Drain Kit, ES

	Ref.	Part No.	Serial Number	Description	Qty.
▽		25781	(000000-) Drain Kit, Posi Cntrl / Dual, Ci	1
▲▽	1	25783	(000000-) Cap Assy, Soltn, W/ Valve [Posi Cntrl]	2
▲▲		23456	(000000-) Cap, Tank, Drain, 6.17 Thread Pye	1
▲▲		375014	(000000-) Handle Kit, Valve	1
▲▲	2	1031700	(000000-) Gasket, 2.00id 5.38od .19 [Buna]	1
▲▲	3	20932	(000000-) Washer, Flat, 1.91b 4.38d .13, Pye	1
▲	4	48734	(000000-) Fitting, Coupler, Hose, Shank, Fem	1
▲	5	75635	(000000-) Hose Assy, W/1cuff, 1.5d 120l 1.5/	1
	6	48733	(000000-) Cap, Dust, Cplg, Water, 2.16id (Japan Only)	2
	7	19903	(000000-) Chain, Sash, #35, 07.2l 13 Link (Japan Only)	2
	8	72970	(000000-) Rivet, Plstc, .250d X 0.90 (Japan Only)	2

Fig. 21 - Battery Kit, Wet, 235AH

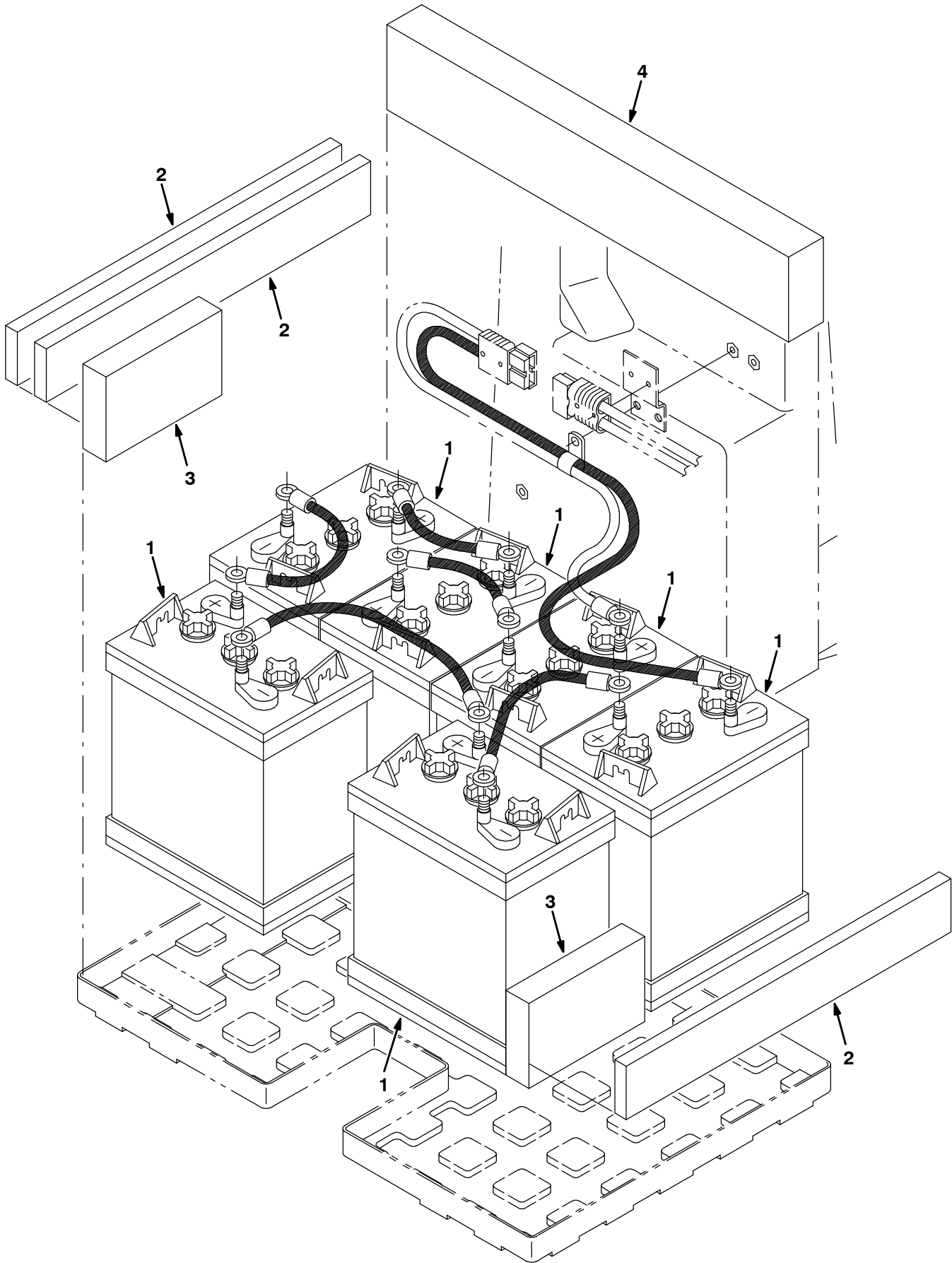


Fig. 21 - Battery Kit, Wet, 235AH

	Ref.	Part No.	Serial Number	Description	Qty.
▽		223373	(000000-) Battery Kit, Wet, 6-06vdc 0235ah, Ci	1
▲	1	222280	(000000-) Battery, Wet, 06vdc 0235ah	6
▲	2	222473	(000000-) Spacer, Battery, 0.75 X 3.0 X 21.0	3
▲	3	223639	(000000-) Spacer, Battery, 1.50 X 4.8 X 07.5	2
▲	4	223638	(000000-) Spacer, Battery, 2.25 X 4.8 X 26.0	1

Fig. 22 - Heavy Duty Battery Kit, Wet, 335AH

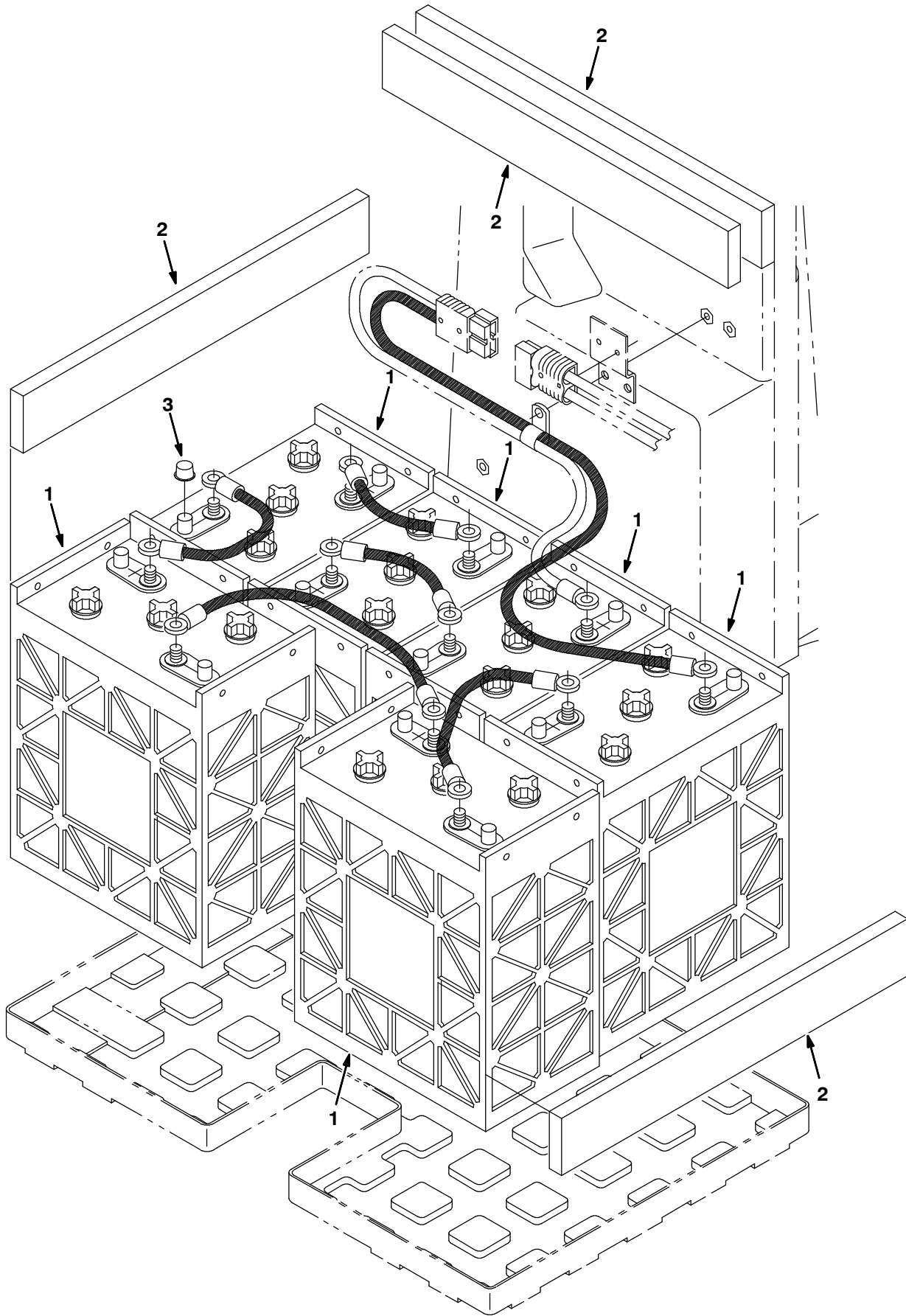
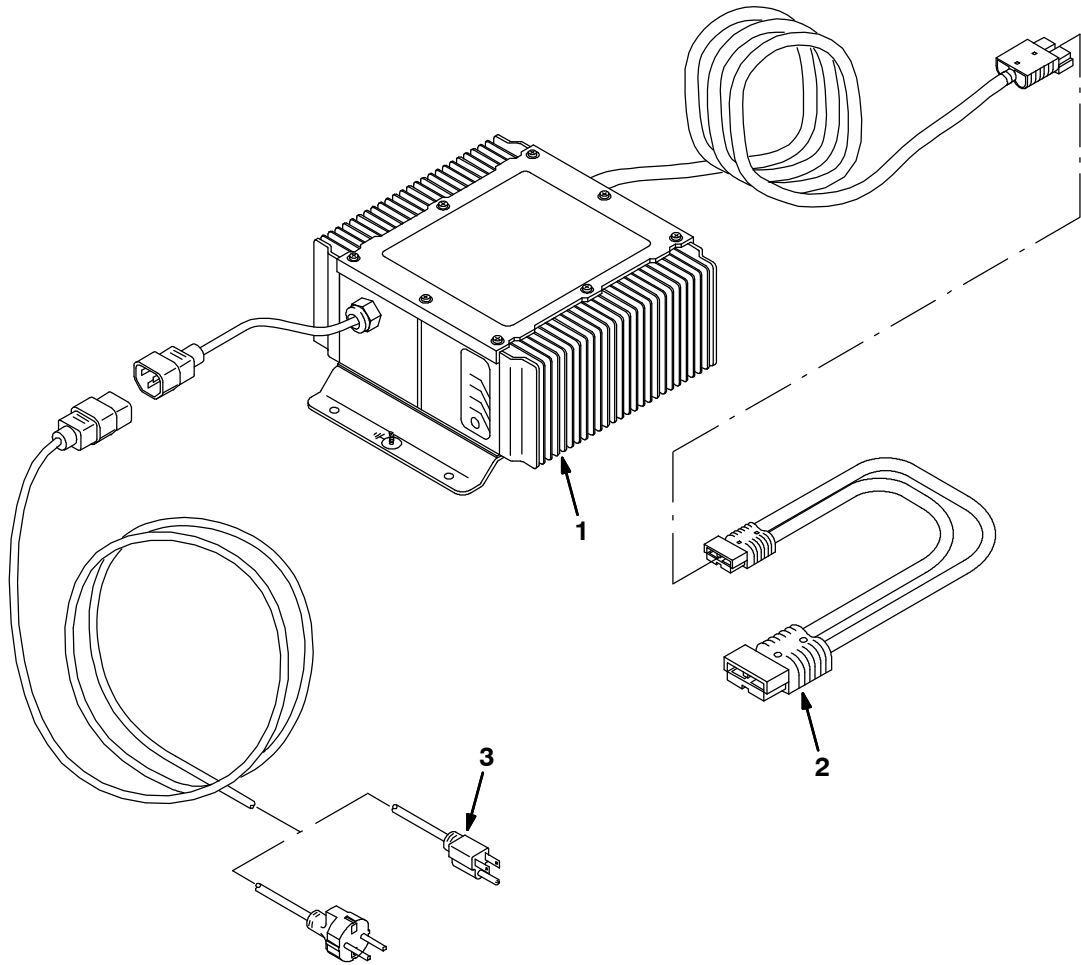


Fig. 22 - Heavy Duty Battery Kit, Wet, 335AH

	Ref.	Part No.	Serial Number	Description	Qty.
▽		223377	(000000-) Battery Kit, Wet, 36vdc 0335ah, Ci	1
▲	1	222846	(000000-) Battery, Wet, 06vdc 0335ah	6
▲	2	222473	(000000-) Spacer, Battery, 0.75 X 3.0 X 21.0	4
▲	3	223641	(000000-) Cap, Battery	6

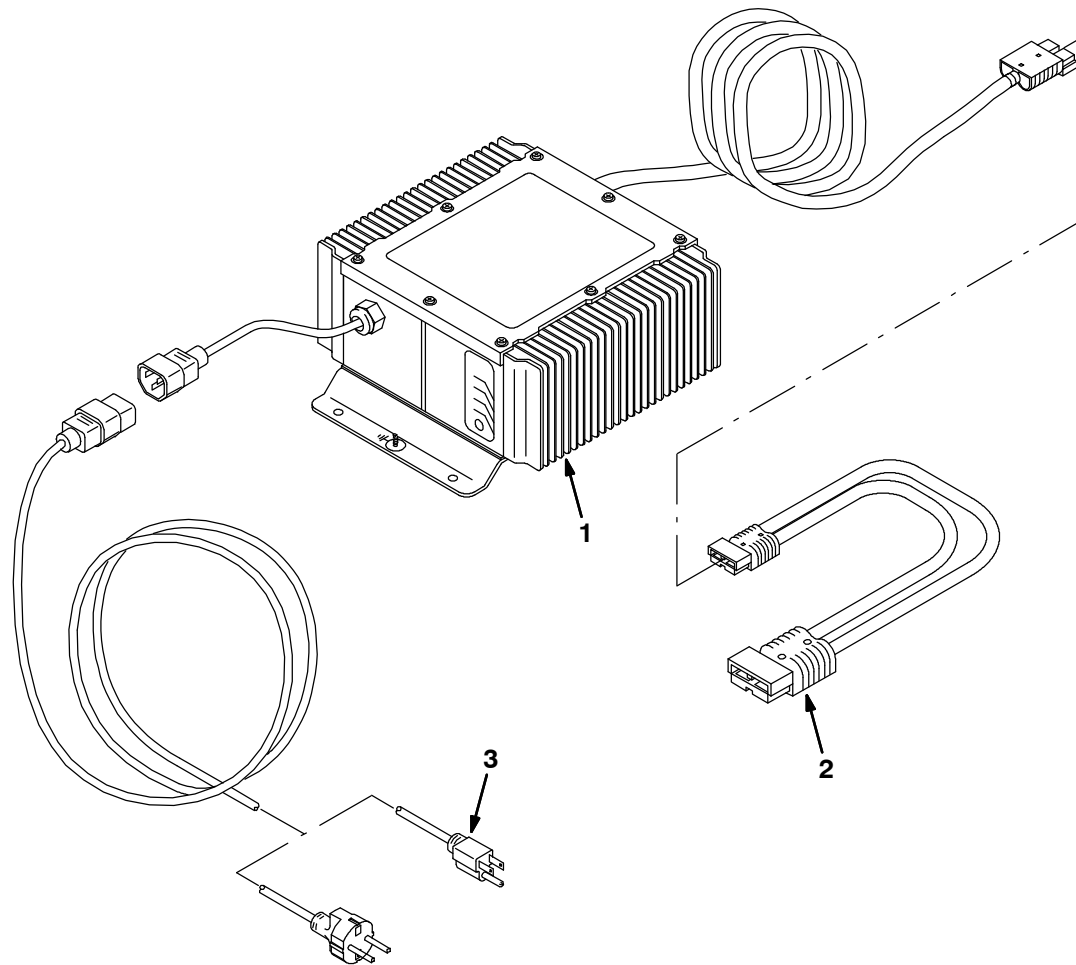
Fig. 23 - Battery Charger Group



08080 - NA

Ref.	Part No.	Serial Number	Description	Qty.
▽	9001056	(000000-) Charger Kit, 36vdc, Ci [Domestic/Export]	1
▲	1 1019180	(000000-) Charger, 36Vdc 21A 85-265Vac 1PH 45/65Hz	1
▲	2 223679	(000000-) Cable Assy, 06ga Red / Blk, 050a /175a	1
▲	3 1017079	(000000-) Cord, Extn, 16ga /3, 010ft [Sjt]	1

Fig. 24 - Battery Charger Group, International Only



08080 - NA

Ref.	Part No.	Serial Number	Description	Qty.
▽	9001061	(000000-) Charger Kit, 36Vdc, Ci[Export/Euro/Asia] (International Only)	1
▲	1 1019180	(000000-) Charger, 36Vdc 21A 85-265Vac 1PH 45/65Hz	1
▲	2 223679	(000000-) Cable Assy, 06ga Red / Blk, 050a /175a	1
▲	3 1019242	(000000-) Cord, Chrgr, Ele [European]	1
1	391980	(000000-) Charger, 100-125/200-250Vac 50/60HZ (Japan Only)	1
2	223679	(000000-) Cable Assy, 06ga Red / Blk, 050a /175a (Japan Only)	1

Fig. 25 - Rollout Battery Scrub Head Lift Group

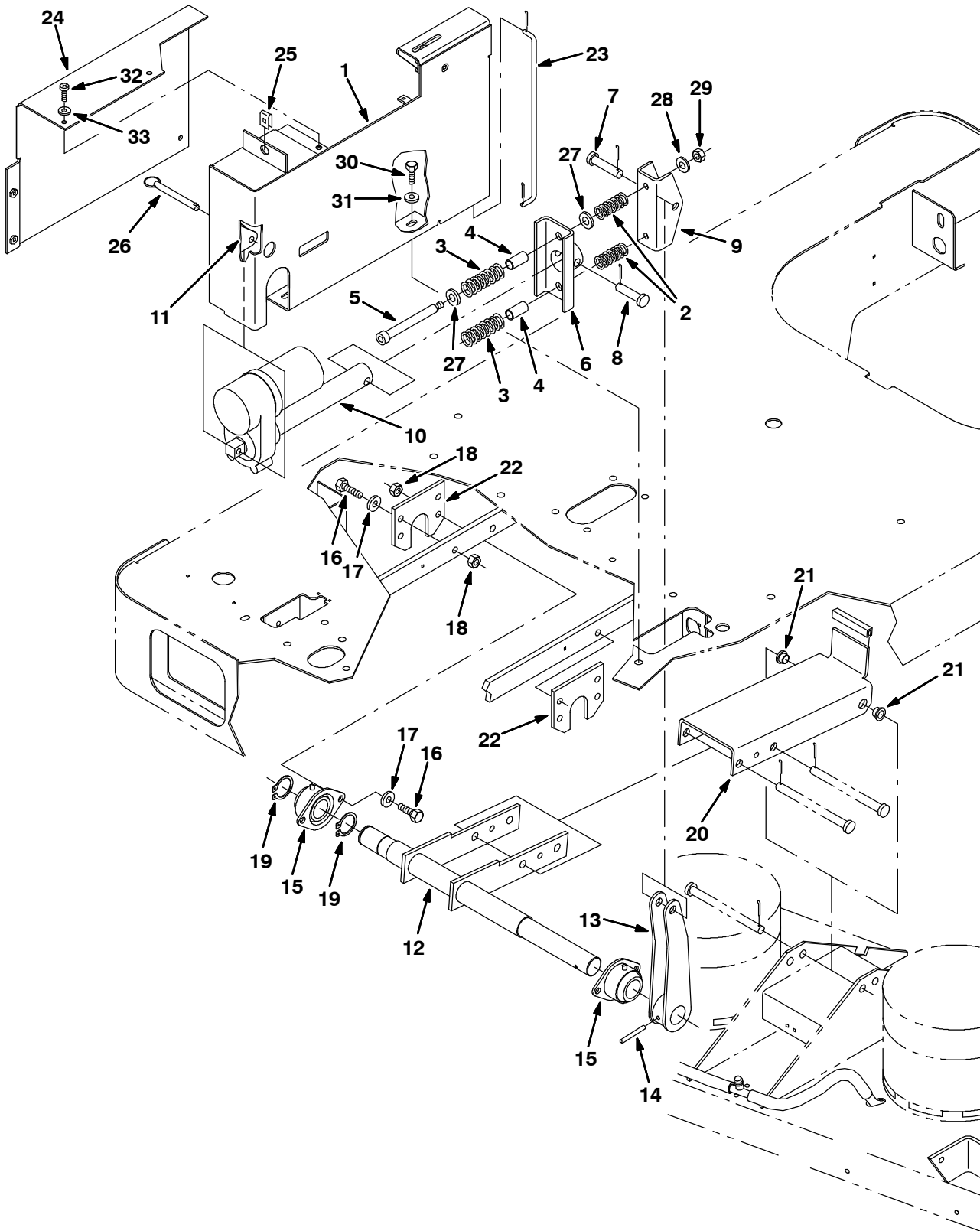


Fig. 25 - Rollout Battery Scrub Head Lift Group

Ref.	Part No.	Serial Number	Description	Qty.
1	1035752	(000000-) Panel Wldt, Mtg, Tool Lift	1
2	223517	(000000-) Spring, Cmpr, 0.84od .11wir 02.0l	2
3	223518	(000000-) Spring, Cmpr, 0.98od .14wir 02.5l	2
4	50682	(000000-) Sleeve, P/M, 0.50b 0.62d 1.3l, PI	2
5	45960	(000000-) Bolt, Shld, .50d X 4.25, .38-16	2
6	223450	(000000-) Channel Wldt, Mtg, Actuator	1
7	11211	(000000-) Pin, Clevis, 0.50d X 2.25l	1
8	51534	(000000-) Pin, Clevis, 0.50d X 2.00l	1
9	390665	(000000-) Channel, .18, 1.9w 2.3 05.3l, 4hole	1
10	390992	(000000-) Actuator, 36vdc, 05.0strk, 600lb	1
11	36959	(000000-) Ear, Pivot, Bmpr	1
12	223430	(000000-) Shaft Wldt, Lift, Tool	1
13	223433	(000000-) Arm Wldt, Lift, Tool	1
14	51317	(000000-) Pin, Roll, .375d X 2.00l, .375/.382	1
15	369337	(000000-) Bearing, Flng, 2hole, 1.25b [Indiv Pkg]	2
16	09291	(000000-) Screw, Hex, M10 X 1.5 X 20, Ss	8
17	01686	(000000-) Washer, Flat, 0.44b 1.00d .08, Ss	8
18	08714	(000000-) Nut, Hex, Lock, M10 X 1.5, NI, Ss	8
19	59861	(000000-) Ring, Retaining, Ext, 1.25d	2
20	223414	(000000-) Channel Wldt, Tool, Lift	1
20	397638	(000000-) Channel Wldt, Tool, Lift[700mm R/O Disk]	1
21	15648	(000000-) Bushing, Flng, 0.50b 0.59d 0.38l	2
22	369402	(000000-) Plate, Brg, Mtg	2
23	223428	(000000-) Rod, Valve, Water Cntrl	1
24	1035863	(000000-) Angle, Cover, Tool Lift	1
25	58595	(000000-) Nut, U, M8 X 1.25	1
26	369359	(000000-) Pin, Hitch, .375d X 3.12l, PI	1
27	32486	(000000-) Washer, Flat, 0.50, Sae	4
28	32492	(000000-) Washer, Flat, 0.38, Std	2
29	50902	(000000-) Nut, Hex, Lock, .38-16, NI	2
30	16931	(000000-) Screw, Hex, M8 X 1.25 X 20, 8.8	3
31	32491	(000000-) Washer, Flat, 0.31, Std	3
32	09164	(000000-) Screw, Pan, M6 X 1.00 X 20, 4.8	6
33	32490	(000000-) Washer, Flat, 0.25, Std	6

Fig. 26 - Rollout Battery Seat Support Group

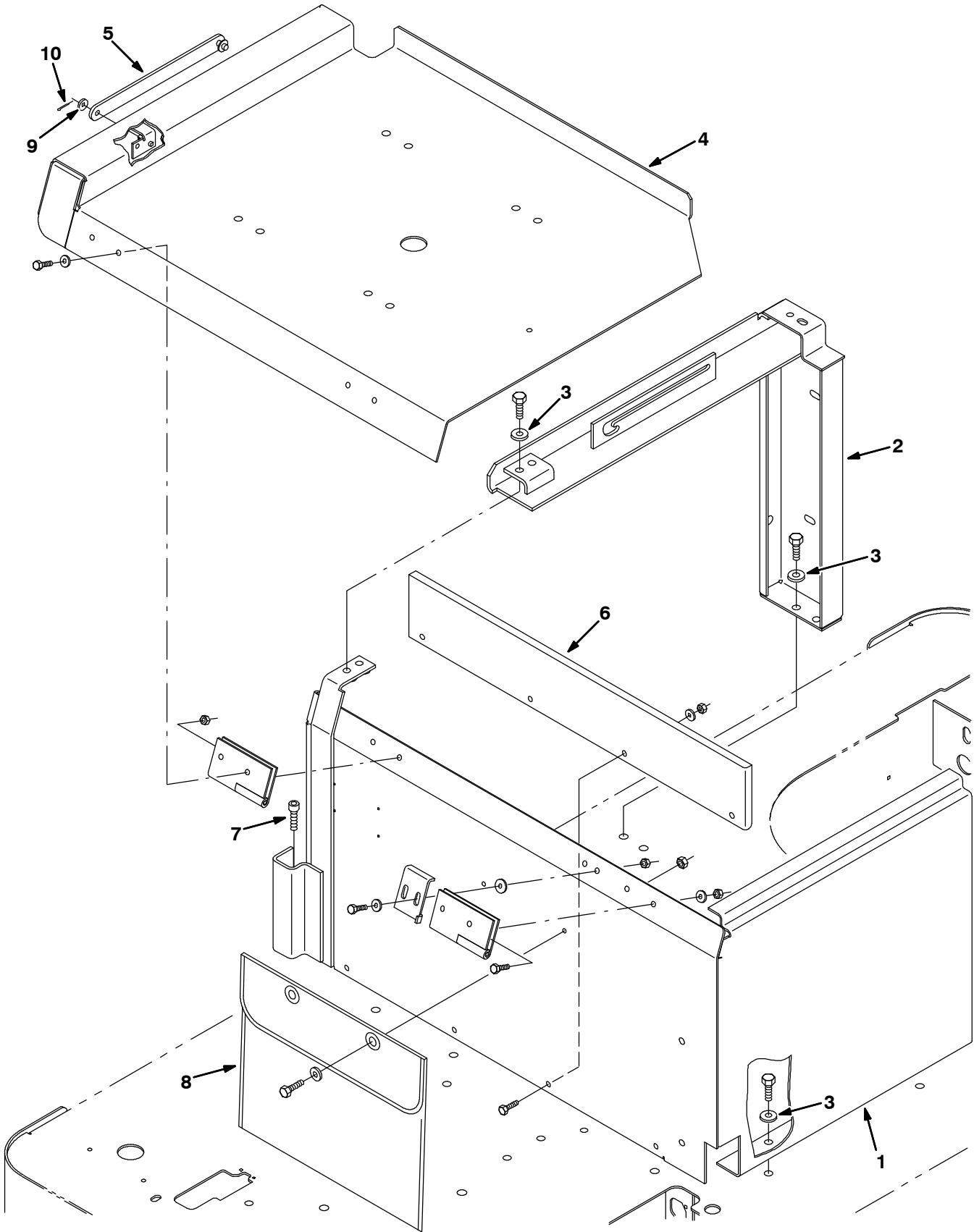


Fig. 26 - Rollout Battery Seat Support Group

Ref.	Part No.	Serial Number	Description	Qty.
1	1036537	(000000-) Support Wldt, Seat	1
2	1036535	(000000-) Brace Wldt, Mtg, Seat, Ohg	1
3	01685	(000000-) Washer, Flat, 0.38b 0.88d .08, Ss	8
4	1036534	(000000-) Pan, Mtg, Seat	1
5	369434	(000000-) Arm Wldt, Safety, Seat	1
6	369386	(000000-) Plate, 0.50 X 04.0 X 025.0 [Hdpe]	1
7	09278	(000000-) Screw, Soc, M8 X 1.25 X 30, 12.9	1
8	48790	(000000-) Pouch	1
9	32483	(000000-) Washer, Flat, 0.25, Sae	1
10	39005	(000000-) Pin, Cotter, .094 X 0.75	1

Fig. 27 - Rollout Battery Case Group

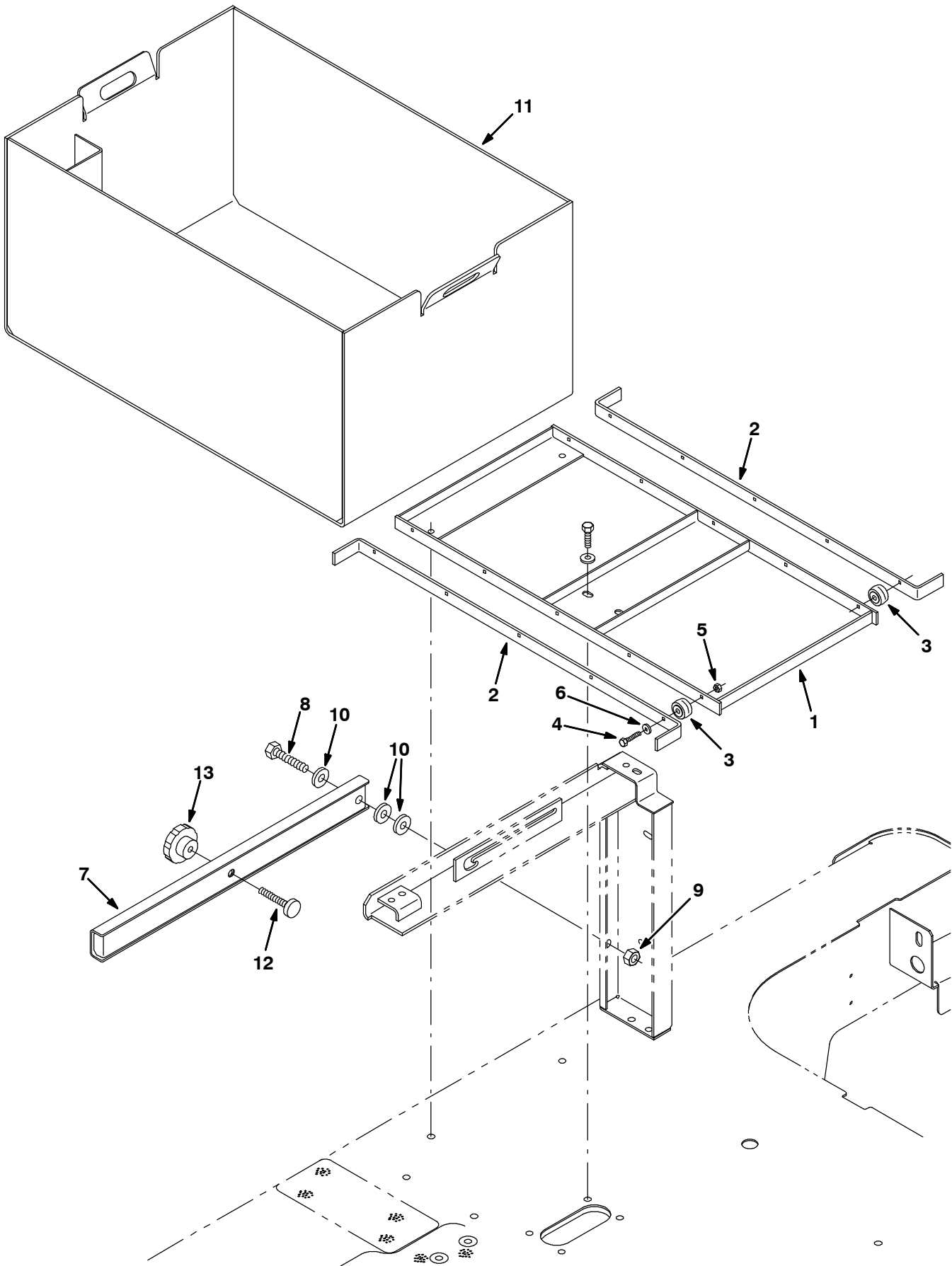


Fig. 27 - Rollout Battery Case Group

Ref.	Part No.	Serial Number	Description	Qty.
1	1036531	(000000-) Bar Wldt, Mtg, Battery [Rlr]	1
2	1036532	(000000-) Channel, .18, 27.8w 2.3 0.9l, 5/0.3h	2
3	369415	(000000-) Bearing, Needle, 0.25b 0.88d 0.50w	10
4	01699	(000000-) Screw, Hex, .25-20 X 1.25, Ss	10
5	41169	(000000-) Nut, Hex, Lock, .25-20, NI, Ss	10
6	01684	(000000-) Washer, Flat, 0.27b 0.69d .05, Ss	10
7	1036533	(000000-) Arm Wldt, Stop, Battery	1
8	02930	(000000-) Screw, Hex, .50-13 X 2.50, Ss	1
9	02931	(000000-) Nut, Hex, Lock, .50-13, NI, Ss	1
10	41619	(000000-) Washer, Flat, 0.56b 1.38d .11, Ss	3
11	1035140	(000000-) Box Wldt, Battery, R/O [No Battery]	1
12	369488	(000000-) Stop, Leveler	1
13	06506	(000000-) Knob, Rnd, 2.37d 1.30l 0.38h, Plstc	1

Fig. 28 - Rollout Battery Side Bumper Group, 900 mm (36 in)

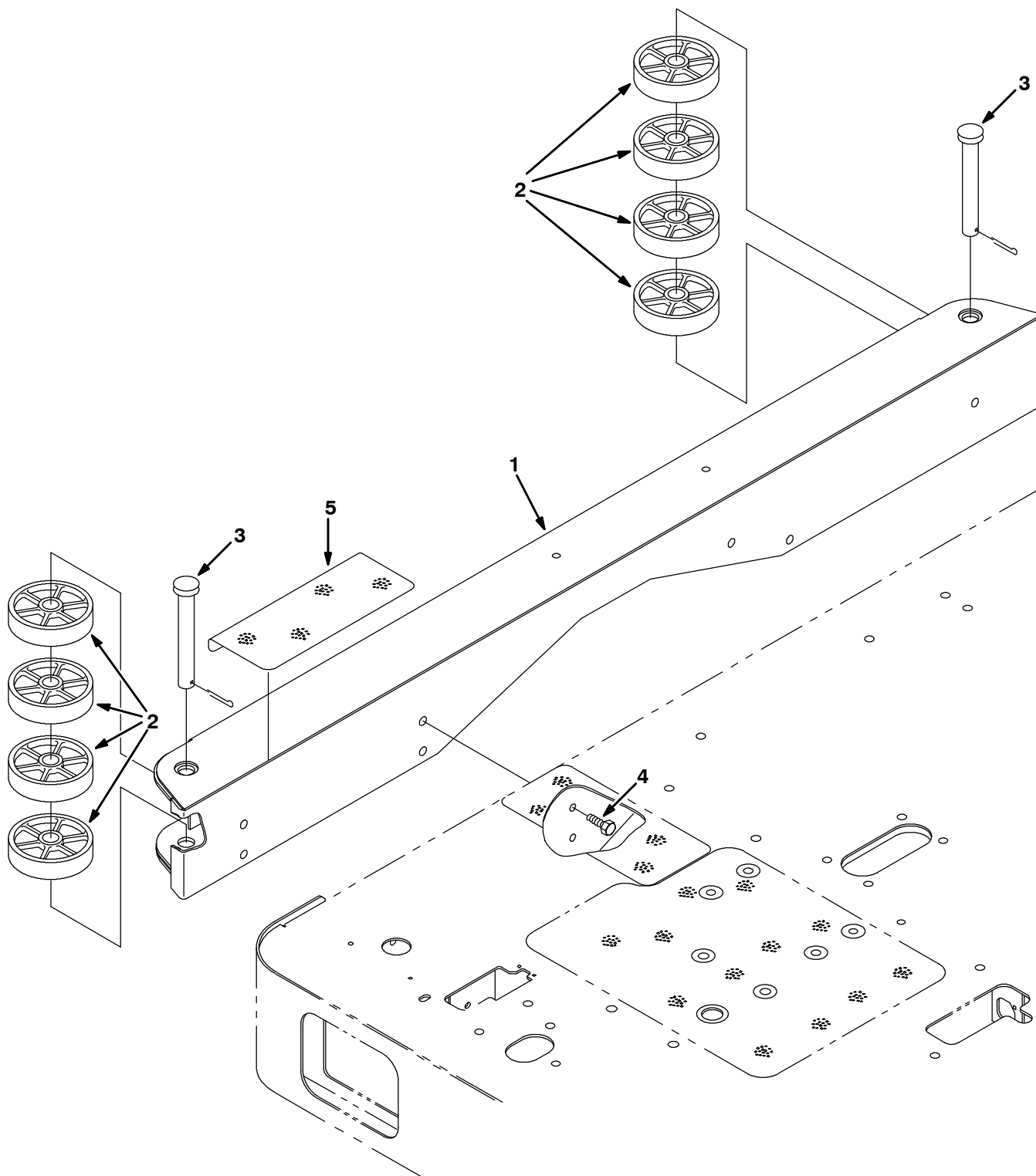


Fig. 28 - Rollout Battery Side Bumper Group, 900 mm (36 in)

Ref.	Part No.	Serial Number	Description	Qty.
1	1035130	(000000-) Bumper Wldt, Battery, R/O	1
2	364085	(000000-) Wheel, 04.0d 0.98w 0.78b	8
3	54660	(000000-) Pin, Clevis, 0.75d X 5.50l	2
4	09010	(000000-) Screw, Hex, M8 X 1.25 X 25, Ss	7
5	223350	(000000-) Tread, Non-Skid, 04.5w 10.0l	1

Fig. 29 - Rollout Battery Overhead Guard Kit

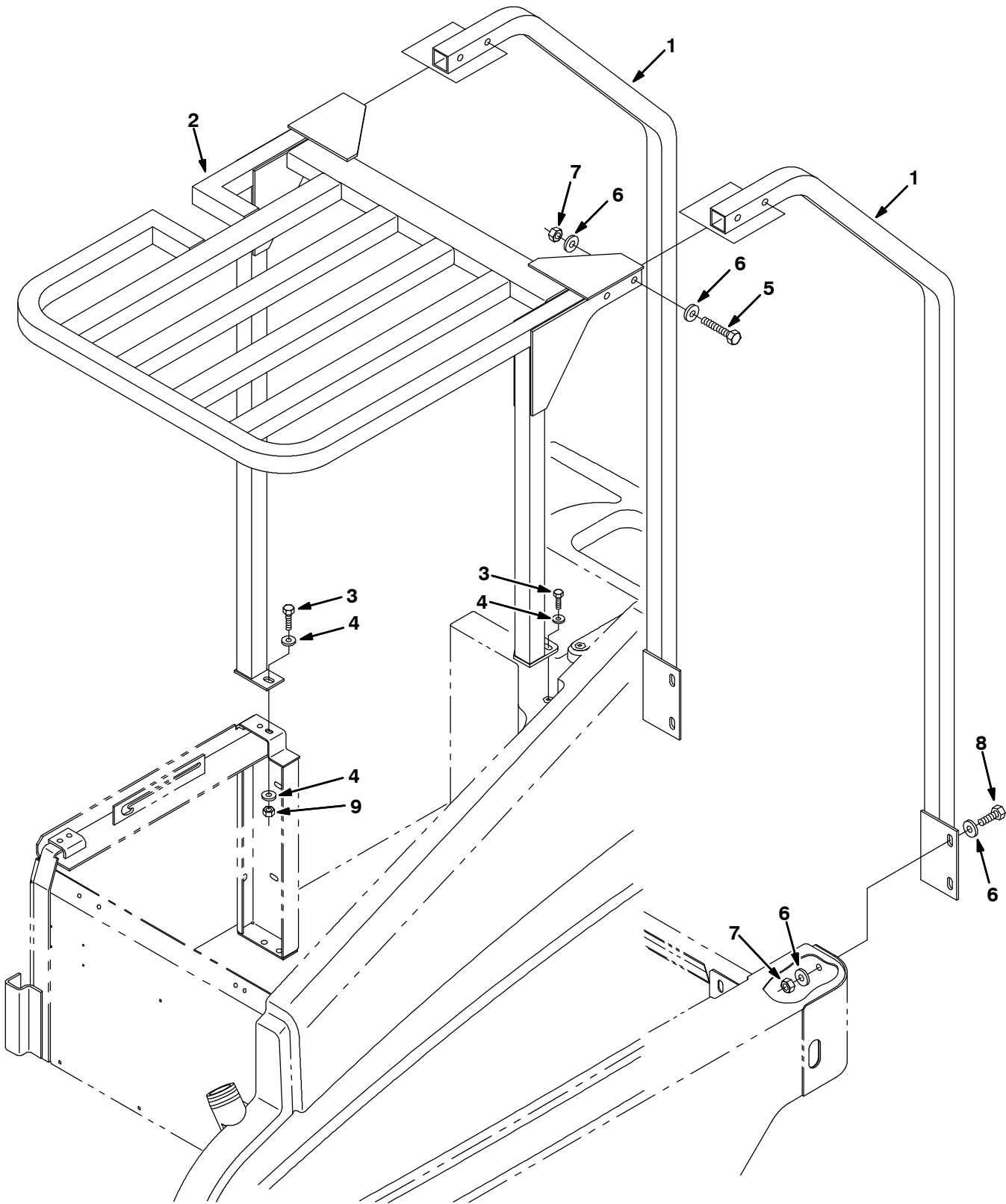


Fig. 29 - Rollout Battery Overhead Guard Kit

	Ref.	Part No.	Serial Number	Description	Qty.
▽		9003198	(000000-) Ohg Kit, R/O, Ci [T15]	1
▲	1	1035516	(000000-) Tube Wldt, Leg, Ohg, Rear	2
▲	2	1035517	(000000-) Guard, Overhead, Top, R/O	1
▲	3	12273	(000000-) Screw, Hex, M8 X 1.25 X 20, Ss, NI	2
▲	4	01685	(000000-) Washer, Flat, 0.38b 0.88d .08, Ss	3
▲	5	33950	(000000-) Screw, Hex, M12 X 1.75 X 80, Ss	4
▲	6	32486	(000000-) Washer, Flat, 0.50, Sae	16
▲	7	08711	(000000-) Nut, Hex, Lock, M12 X 1.75,NI	8
▲	8	09029	(000000-) Screw, Hex, M12 X 1.75 X 40, Ss	4
▲	9	08709	(000000-) Nut, Hex, Lock, M8 X 1.25, NI	1

Fig. 30 - Rollout Battery Cart Kit

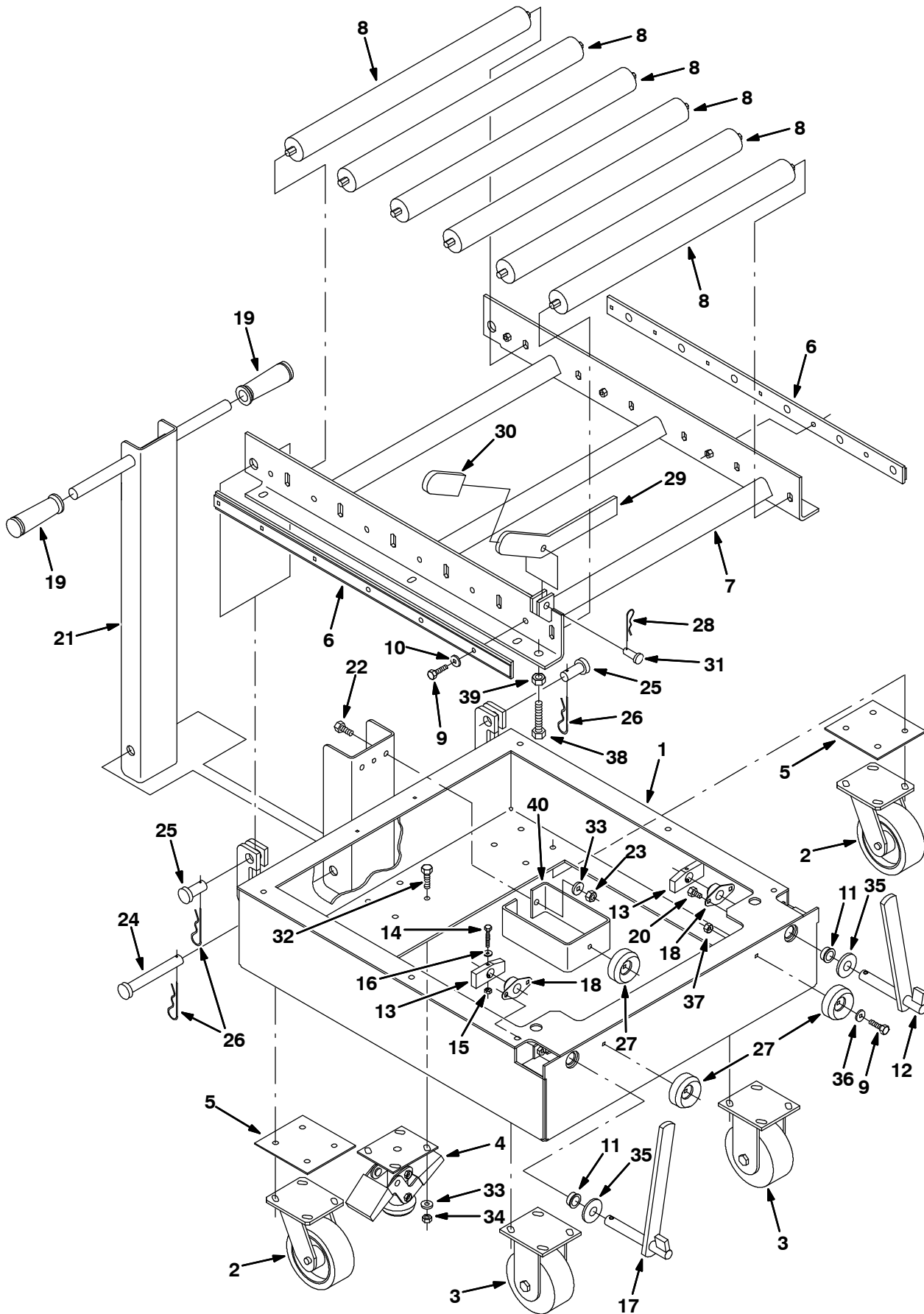


Fig. 30 - Rollout Battery Cart Kit

	Ref.	Part No.	Serial Number	Description	Qty.
▽		369362	(000000-) Cart Kit, Battery, Ci, R/O	1
▲	1	369435	(000000-) Frame, Cart, Battery	1
▲	2	222467	(000000-) Caster, Swivel, 5.0d 2.0w, 4hole, Gray	2
▲	3	369373	(000000-) Caster, Rigid, 5.0d X 2.0w, 4hole	2
▲	4	377328	(000000-) Lock, Floor	1
▲	5	369372	(000000-) Plate, Spacer	2
▲	6	369466	(000000-) Retainer, Shaft, Rlr	2
▲	7	369462	(000000-) Frame Wldt, Mtg, Rlr	1
▲	8	369371	(000000-) Roller Assy, 1.90d 23.66l, Stl	6
▲	9	09010	(000000-) Screw, Hex, M8 X 1.25 X 25, Ss	12
▲	10	01685	(000000-) Washer, Flat, 0.38b 0.88d .08, Ss	12
▲	11	369487	(000000-) Grommet, Nyl, 0.75id, F/1.0h, .12 Matl	2
▲	12	369473	(000000-) Lock Wldt, Cart, Battery, Lh	1
▲	13	369478	(000000-) Block, Stop, Lock, Battery Cart	2
▲	14	06947	(000000-) Screw, Hex, M6 X 1.0 X 40, 8.8	2
▲	15	08708	(000000-) Nut, Hex, Lock, M6 X 1.00, NI	2
▲	16	01684	(000000-) Washer, Flat, 0.27b 0.69d .05, Ss	2
▲	17	369474	(000000-) Lock Wldt, Cart, Battery, Rh	1
▲	18	223065	(000000-) Bearing, Flng, 2hole, 0.75b [Nyl]	2
▲	19	222648	(000000-) Grip, Handle, Rnd	2
▲	20	15675	(000000-) Screw, Hex, M8 X 1.25 X 16, Ss	4
▲	21	369470	(000000-) Handle Wldt, Battery Cart	1
▲	22	39283	(000000-) Screw, Hex, M10 X 1.5 X 25, 8.8	2
▲	23	66185	(000000-) Nut, Hex, Std, M10 X 1.25	2
▲	24	54660	(000000-) Pin, Clevis, 0.75d X 5.50l	1
▲	25	02141	(000000-) Pin, Clevis, 0.75d X 1.69l	2
▲	26	55094	(000000-) Pin, Cotter, Hair, 0.75d .148 Wir	3
▲	27	369481	(000000-) Bumper, Rbr, 2.5d X 1.00	3
▲	28	21120	(000000-) Pin, Cotter, Hair, 0.43d .079 Wir	1
▲	29	369496	(000000-) Arm, Flat, Stop, Battery, 0.31	1
▲	30	385612	(000000-) Grip, Handle	1
▲	31	58078	(000000-) Pin, Clevis, 0.50d X 1.25l	1
▲	32	03192	(000000-) Screw, Hex, M10 X 1.5 X 30, 8.8	20
▲	33	32492	(000000-) Washer, Flat, 0.38, Std	22
▲	34	41430	(000000-) Nut, Hex, Lock, M10 X 1.5, NI	20
▲	35	39350	(000000-) Washer, Flat, 0.75, Sae	2
▲	36	32491	(000000-) Washer, Flat, 0.31, Std	3
▲	37	08709	(000000-) Nut, Hex, Lock, M8 X 1.25, NI	3
▲	38	06416	(000000-) Screw, Hex, M12 X 1.75 X 50, FI	2
▲	39	39313	(000000-) Nut, Hex, Std, M12 X 1.75	2
▲	40	83380	(000000-) Bracket, Stop, Battery Case	1

Fig. 31 - Rollout Battery Pack Kit

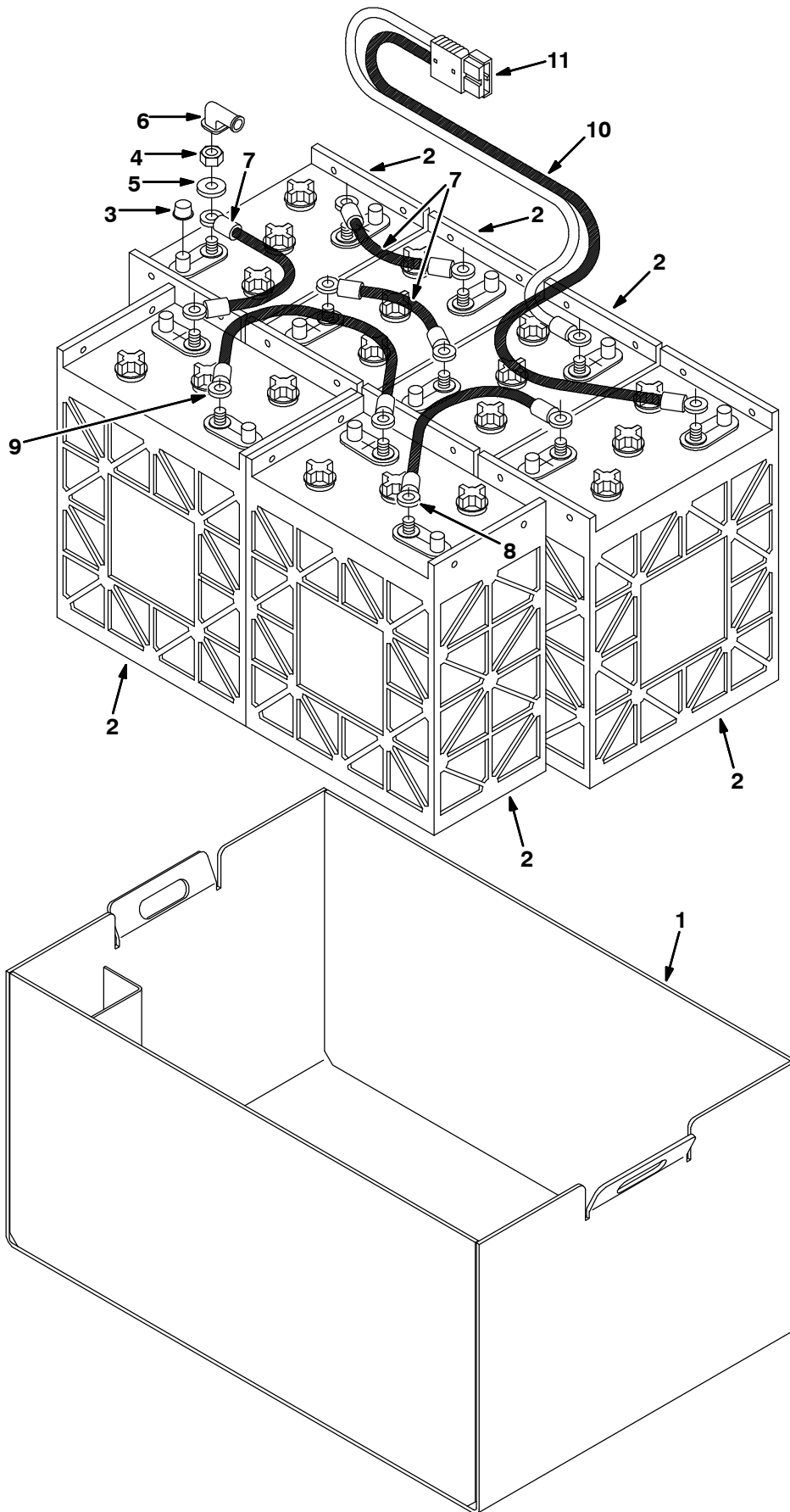


Fig. 31 - Rollout Battery Pack Kit

	Ref.	Part No.	Serial Number	Description	Qty.
▽		9003196	(000000-) Battery Kit, R/O, Ci [T15]	1
▲	1	1035140	(000000-) Box Wldt, Battery, R/O [No Battery]	1
▲	2	222846	(000000-) Battery, Wet, 06vdc 0335ah	6
▲	3	223641	(000000-) Cap, Battery	6
▲	4	87435	(000000-) Nut, Hex, Flexlock, .31-18	12
▲	5	01685	(000000-) Washer, Flat, 0.38b 0.88d .08, Ss	12
▲	6	02076	(000000-) Boot, 90deg .50id .57id X .84id 1.0l,Blk	12
▲	7	223355	(000000-) Cable, 04ga 08.0l Blk .34ring /.34ring	3
▲	8	223356	(000000-) Cable, 04ga 12.0l Blk .34ring /.34ring	1
▲	9	223364	(000000-) Cable, 04ga 18.0l Blk .34ring /.34ring	1
▲▽	10	223361	(000000-) Cable Assy, 04ga .34ring /.34ring, 175a	1
▲▲	11	22892	(000000-) Connector, Anderson, 175a, Gray	1

Fig. 32 - Pre-Sweep Frame and Hopper Group

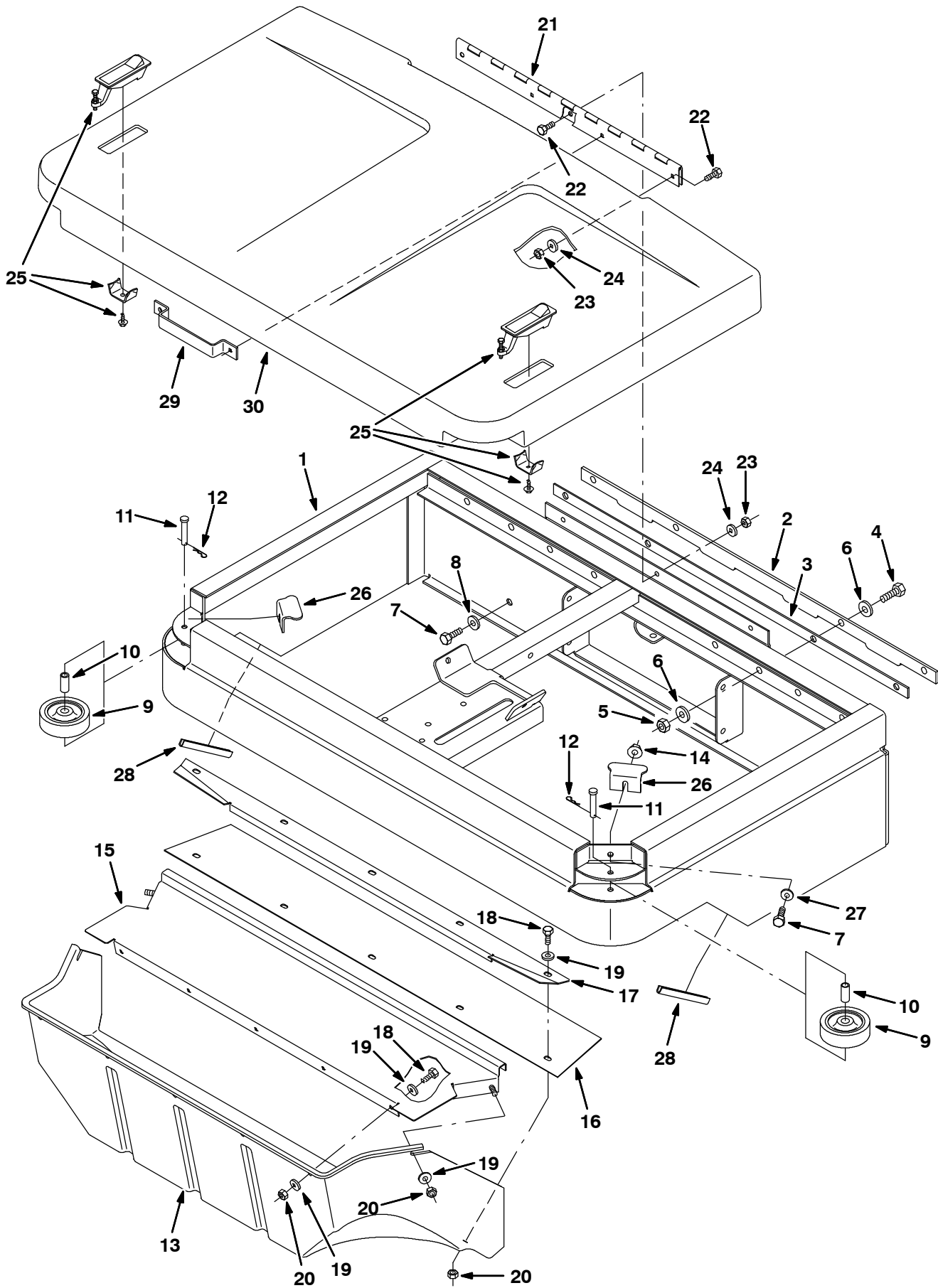


Fig. 32 - Pre-Sweep Frame and Hopper Group

Ref.	Part No.	Serial Number	Description	Qty.
1	1035041	(000000-) Frame Wldt, Pre-Sweep	1
2	1035220	(000000-) Plate, Clamp	1
3	1035224	(000000-) Plate, Clamp	1
4	03192	(000000-) Screw, Hex, M10 X 1.5 X 30, 8.8	4
5	41430	(000000-) Nut, Hex, Lock, M10 X 1.5, NI	4
6	32485	(000000-) Washer, Flat, 0.38, Sae	8
7	16931	(000000-) Screw, Hex, M8 X 1.25 X 20, 8.8	4
8	41186	(000000-) Washer, Flat, Belleville, .31	2
9	81580	(000000-) Wheel, Pyp, 04.0d 0.87w 0.44b	2
10	383910	(000000-) Sleeve, P/M, 0.31b 0.44d 1.1l [430ss]	2
11	81581	(000000-) Pin, Clevis, 0.31d X 1.75l	2
12	08085	(000000-) Pin, Cotter, Hair, 0.31d .058 Wir	2
13	1034739	(000000-) Hopper	1
14	07791	(000000-) Nut, Hex, Flng, M8 X 1.25	2
15	1035518	(000000-) Cover, Hppr	1
16	392143	(000000-) Skirt, Neo, .06, 04.69w 33.56l, 05/ SI	1
17	392144	(000000-) Retainer, Lip, Hppr	1
18	08716	(000000-) Screw, Hex, M6 X 1.0 X 20, Ss	10
19	01684	(000000-) Washer, Flat, 0.27b 0.69d .05, Ss	17
20	08712	(000000-) Nut, Hex, Lock, M6 X 1.00, Ss, NI	12
21	392151	(000000-) Hinge, .18pin .06 2.5w 19.0l, 7/0.29h&S	1
22	06943	(000000-) Screw, Hex, M6 X 1.0 X 20, 8.8	7
23	08708	(000000-) Nut, Hex, Lock, M6 X 1.00, NI	7
24	32483	(000000-) Washer, Flat, 0.25, Sae	7
25	398806	(000000-) Latch	2
26	392195	(000000-) Angle, Latch Strike	2
27	32490	(000000-) Washer, Flat, 0.25, Std	2
28	393065	(000000-) Molding, Trim, .08-.11 05.0l	2
29	393063	(000000-) Bracket, Cover	1
30	1034740	(000000-) Cover	1

Fig. 33 - Pre-Sweep Brush Lift Group

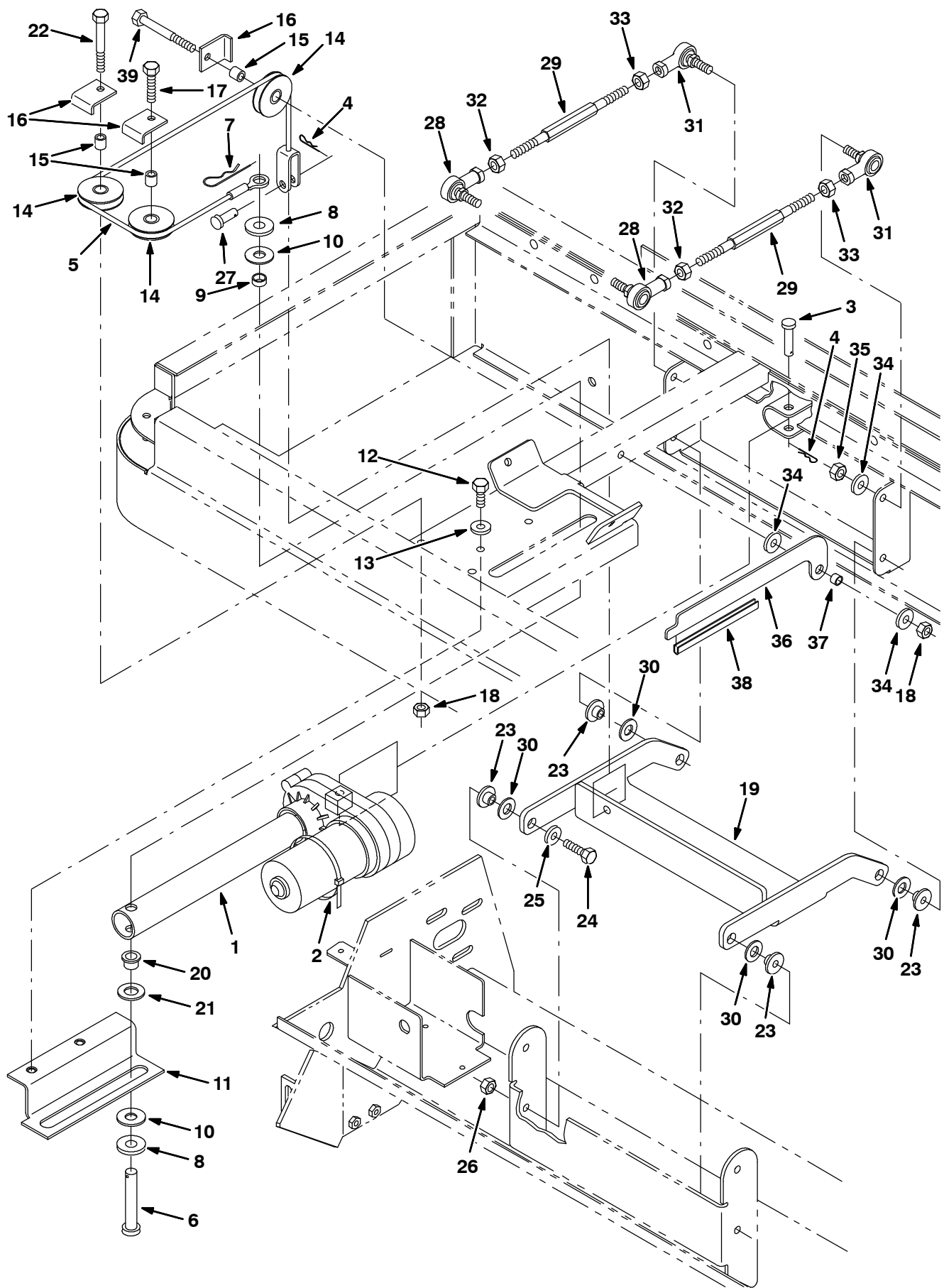


Fig. 33 - Pre-Sweep Brush Lift Group

Ref.	Part No.	Serial Number	Description	Qty.
1	9003786	(000000-) Actuator Kit, Lift, Pre-Sweep, Replmt,Ci	1
2	49263	(000000-) Tie, Cable, Nyl, 11.4l .19w 3.0 Max D	1
3	29558	(000000-) Pin, Clevis, 0.37d X 1.50l	1
4	86866	(000000-) Pin, Cotter, Hair, 0.38d .072 Wir	2
5	392233	(000000-) Cable, Glv .19d 028.3l .4clevis /.55eye	1
6	23683	(000000-) Pin, Clevis, 0.50d X 3.00l	1
7	02942	(000000-) Pin, Cotter, Hair, 0.62d .120 Wir	1
8	32493	(000000-) Washer, Flat, 0.50, Std	2
9	140145	(000000-) Sleeve, P/M, 0.50b 0.63d 0.3l, Stl Pl	1
10	86952	(000000-) Washer, Flat, 0.52b 1.25d .06, Nyl	2
11	1035264	(000000-) Bracket, Actuator	1
12	16931	(000000-) Screw, Hex, M8 X 1.25 X 20, 8.8	2
13	32491	(000000-) Washer, Flat, 0.31, Std	2
14	369781	(000000-) Pulley, Cable, 1.5d Nyl	3
15	222460	(000000-) Sleeve, P/M, 0.31b 0.50d 0.5l [430ss]	3
16	54400	(000000-) Bracket, Angle, Keeper, Cable	3
17	06955	(000000-) Screw, Hex, M8 X 1.25 X 35, 8.8	3
18	08709	(000000-) Nut, Hex, Lock, M8 X 1.25, NI	3
19	392198	(000000-) Arm, Lower	1
20	393059	(000000-) Bushing, Flng, 0.50b 0.66d 0.38l, Ss	1
21	20536-1	(000000-) Washer, Flat, 0.64b 1.19d .06, Nyl	1
22	39279	(000000-) Screw, Hex, M8 X 1.25 X 70, 8.8	1
23	397060	(000000-) Sleeve, Flng, 0.32b 1.00/0.49d 0.4l, Ss	4
24	76570	(000000-) Screw, Hex, M8 X 1.25 X 30, 8.8	4
25	32490	(000000-) Washer, Flat, 0.25, Std	4
26	08709	(000000-) Nut, Hex, Lock, M8 X 1.25, NI	4
27	09088	(000000-) Pin, Clevis, 0.37d X 1.00l	1
28	86781	(000000-) Rod-End, 0.38-24rh Fem 0.38-24stud	2
29	392158	(000000-) Rod, Thrd, 2 End, .38-24 07.0l, Lh Hex	2
30	630447	(000000-) Washer, Flat, M12.7x25.4 Rep.By20536-2	4
31	86780	(000000-) Rod-End, .38-24lh Fem 0.38-24stud	2
32	20171	(000000-) Nut, Hex, Jam, .38-24	2
33	82889	(000000-) Nut, Hex, Jam, .38-24, Lh	2
34	32492	(000000-) Washer, Flat, 0.38, Std	6
35	67312	(000000-) Nut, Hex, Lock, .38-24, NI	4
36	393060	(000000-) Bracket, Rod, Prop	1
37	54623	(000000-) Tube, 0.34id 0.44od 00.3l, Ss	1
38	393065	(000000-) Molding, Trim, .08-.11 05.0l	1
39	06958	(000000-) Screw, Hex, M8 X 1.25 X 80, 8.8	1

Fig. 34 - Pre-Sweep Brush Housing and Skirts Group

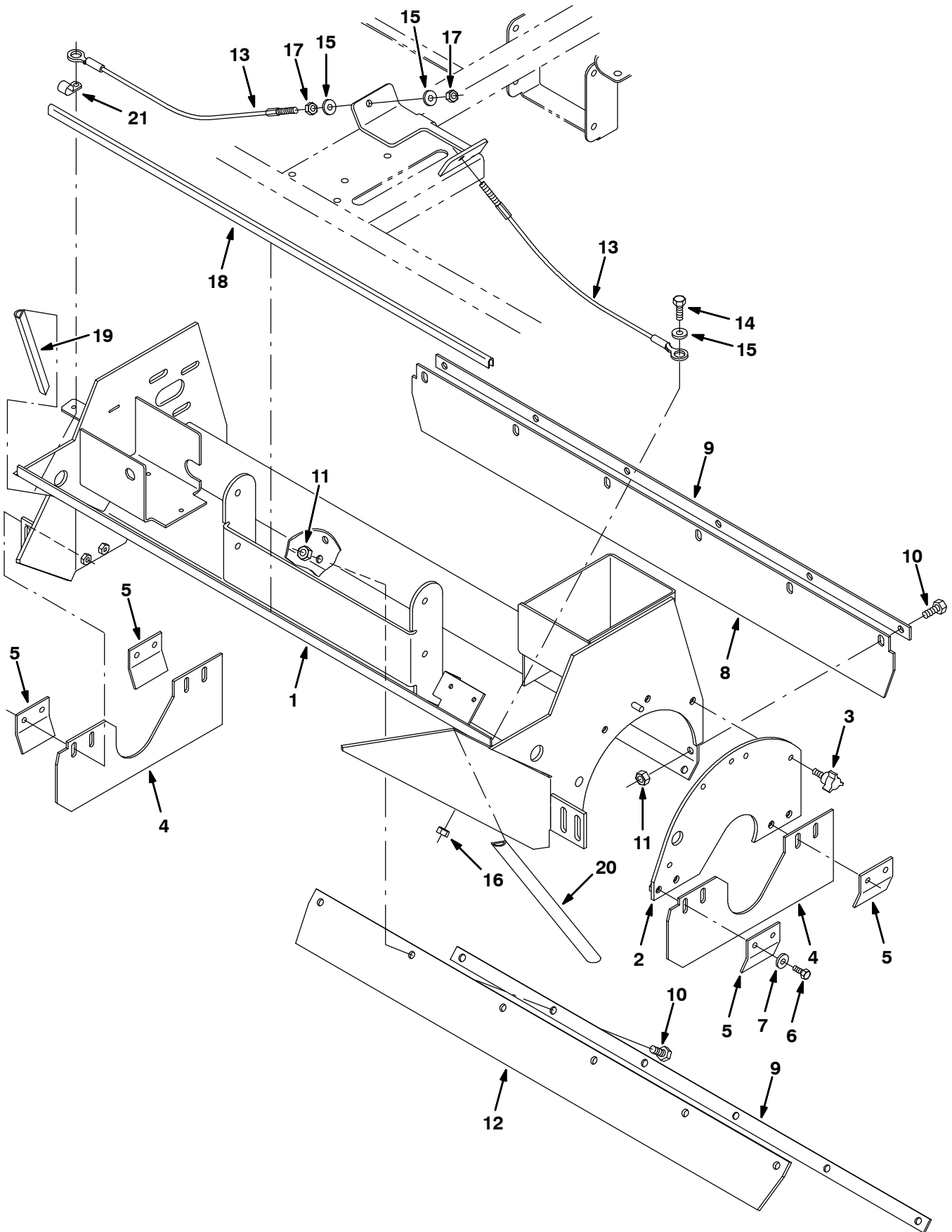


Fig. 34 - Pre-Sweep Brush Housing and Skirts Group

Ref.	Part No.	Serial Number	Description	Qty.
1	1035000	(000000-) Housing Wldt, Brush	1
2	1035283	(000000-) Plate, Removal, Brush	1
3	397225	(000000-) Knob Assy, Star, 1.12d 3ear M06x1.0 0.8l	4
4	392200	(000000-) Skirt, Neo, .12, 04.31w 11.62l, 04/ SI	2
5	392261	(000000-) Retainer, Skirt	4
6	11329	(000000-) Screw, Hex, M6 X 1.0 X 16, Ss, NI	8
7	01684	(000000-) Washer, Flat, 0.27b 0.69d .05, Ss	8
8	392202	(000000-) Skirt, Neo, .12, 03.87w 33.87l, 06/ SI	1
9	392203	(000000-) Retainer, Skirt	2
10	09740	(000000-) Screw, Hex, M8 X 1.25 X 20, Ss	12
11	08713	(000000-) Nut, Hex, Lock, M8 X 1.25, NI, Ss	12
12	392204	(000000-) Skirt, Neo, .18, 02.87w 33.32l, 06/ Hole	1
13	392239	(000000-) Cable, Ss .13d 015.7l .25eye / M06-1.0	2
14	06943	(000000-) Screw, Hex, M6 X 1.0 X 20, 8.8	2
15	32483	(000000-) Washer, Flat, 0.25, Sae	6
16	08708	(000000-) Nut, Hex, Lock, M6 X 1.00, NI	2
17	41359	(000000-) Nut, Hex, Std, M6 X 1.00, 8	4
18	392291	(000000-) Molding, Trim, .08-.11 30.0l	1
19	392287	(000000-) Seal, Hppr, Rh	1
20	392288	(000000-) Seal, Hppr, Lh	1
21	26395-1	(000000-) Clamp, Cable, Stl, 0.56d X 0.38w, 1hole	1

Fig. 35 - Pre-Sweep Brush Drive Group

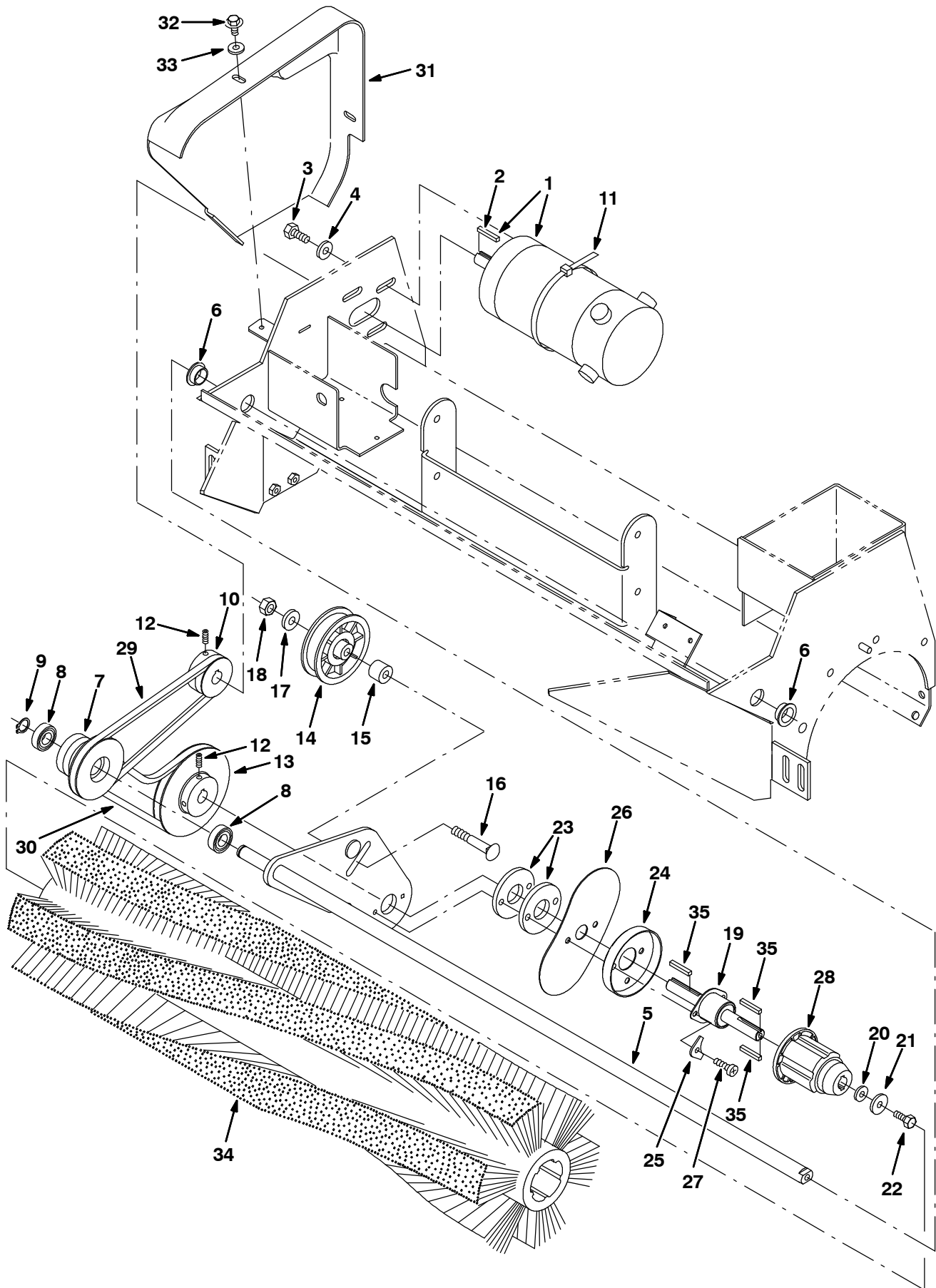


Fig. 35 - Pre-Sweep Brush Drive Group

	Ref.	Part No.	Serial Number	Description	Qty.
▽	1	374266	(000000-) Motor, Ele, 36vdc 1800rpm 0.60hp (See Breakdowns)	1
▲	2	00916	(000000-) Key, Sq, 0.19 X 0.19, 1.50l	4
	3	16931	(000000-) Screw, Hex, M8 X 1.25 X 20, 8.8	4
	4	41186	(000000-) Washer, Flat, Belleville, .31	4
	5	392213	(000000-) Arm Wldt, Brush, Main, Drive	1
	6	04928	(000000-) Bushing, Flng, 0.50b 0.59d 0.38l	2
	7	392209	(000000-) Sheave, 02grv, 01.9/03.0pd 01.3b [3l]	1
	8	41360	(000000-) Bearing, Ball, 0.59b 1.26d 0.35w	2
	9	01516	(000000-) Ring, Retaining, Ext, 0.59d, Basic	1
	10	392208	(000000-) Sheave, 01grv, 01.9pd 0.62b [3l]	1
	11	763116	(000000-) Tie, Cable, Nyl, 15.3l . W 4.5 Max D	1
	12	01750	(000000-) Screw, Set, M6 X 1.0 X 16, Soc	4
	13	392207	(000000-) Sheave, 01grv, 04.5pd 0.62b [3l]	1
	14	02356	(000000-) Pulley, Idler W/ Bearing, Plstc	1
	15	392219	(000000-) Tube, 0.38id 0.88od 00.7l, Stl, Pl	1
	16	01150	(000000-) Bolt, Carriage, .38-16 X 2.50, 5	1
	17	01686	(000000-) Washer, Flat, 0.44b 1.00d .08, Ss	1
	18	59156	(000000-) Nut, Hex, Lock, .38-16, NI, Ss	1
	19	48748	(000000-) Bearing Assy, W/ Shaft	1
	20	41185	(000000-) Washer, Flat, Belleville, .25	1
	21	29570	(000000-) Washer, Flat, 0.28b 1.00d .06, Stl	1
	22	11329	(000000-) Screw, Hex, M6 X 1.0 X 16, Ss, NI	1
	23	392215	(000000-) Spacer, Arm, Brush	2
	24	32720	(000000-) Shield, Plug, Drive	1
	25	32408	(000000-) Plate, Hold-Down	2
	26	1035239	(000000-) Plate, Seal, Dust	1
	27	382726	(000000-) Screw, Pan, M6 X 1.00 X 25, 4.8	2
	28	12269	(000000-) Plug, Drive, Brush, Nyl	1
	29	392240	(000000-) Belt, V, 24.0l [3l]	1
	30	392241	(000000-) Belt, V, 29.3l [3l]	1
	31	392234	(000000-) Guard, Belt	1
	32	74455	(000000-) Screw, Hex, M6 X 1.0 X 12, Fmg	2
	33	01684	(000000-) Washer, Flat, 0.27b 0.69d .05, Ss	2
	34	392222	(000000-) Brush, Swp, 32l, 6dr, Pyp, Spl	1
	35	00918	(000000-) Key, Sq, 0.19 X 0.19, 1.25l	3

Fig. 36 - Pre-Sweep Brush Idler Group

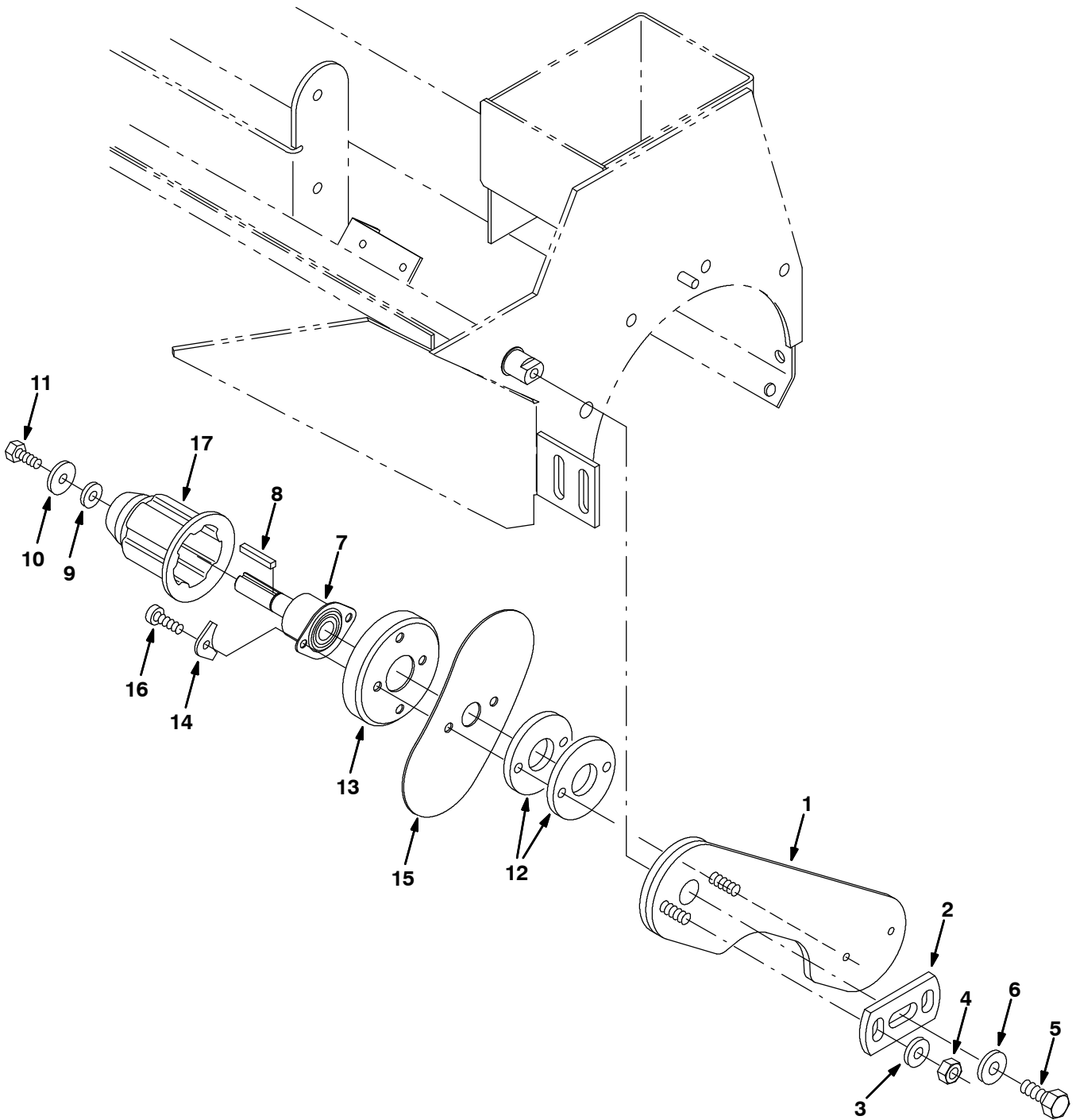


Fig. 36 - Pre-Sweep Brush Idler Group

Ref.	Part No.	Serial Number	Description	Qty.
1	392214	(000000-) Arm, Brush, Pre-Sweep, Idler, Lh	1
2	392216	(000000-) Plate, Adj	1
3	32491	(000000-) Washer, Flat, 0.31, Std	2
4	08713	(000000-) Nut, Hex, Lock, M8 X 1.25, NI, Ss	2
5	10959	(000000-) Screw, Hex, M10 X 1.5 X 20, Ss, NI	1
6	01686	(000000-) Washer, Flat, 0.44b 1.00d .08, Ss	1
7	48749	(000000-) Bearing Assy, W/ Shaft	1
8	00918	(000000-) Key, Sq, 0.19 X 0.19, 1.25l	1
9	41185	(000000-) Washer, Flat, Belleville, .25	1
10	29570	(000000-) Washer, Flat, 0.28b 1.00d .06, Stl	1
11	11329	(000000-) Screw, Hex, M6 X 1.0 X 16, Ss, NI	1
12	392215	(000000-) Spacer, Arm, Brush	2
13	32720	(000000-) Shield, Plug, Drive	1
14	32408	(000000-) Plate, Hold-Down	2
15	1035239	(000000-) Plate, Seal, Dust	1
16	382726	(000000-) Screw, Pan, M6 X 1.00 X 25, 4.8	2
17	12269	(000000-) Plug, Drive, Brush, Nyl	1

Fig. 37 - Pre-Sweep Side Brush Group

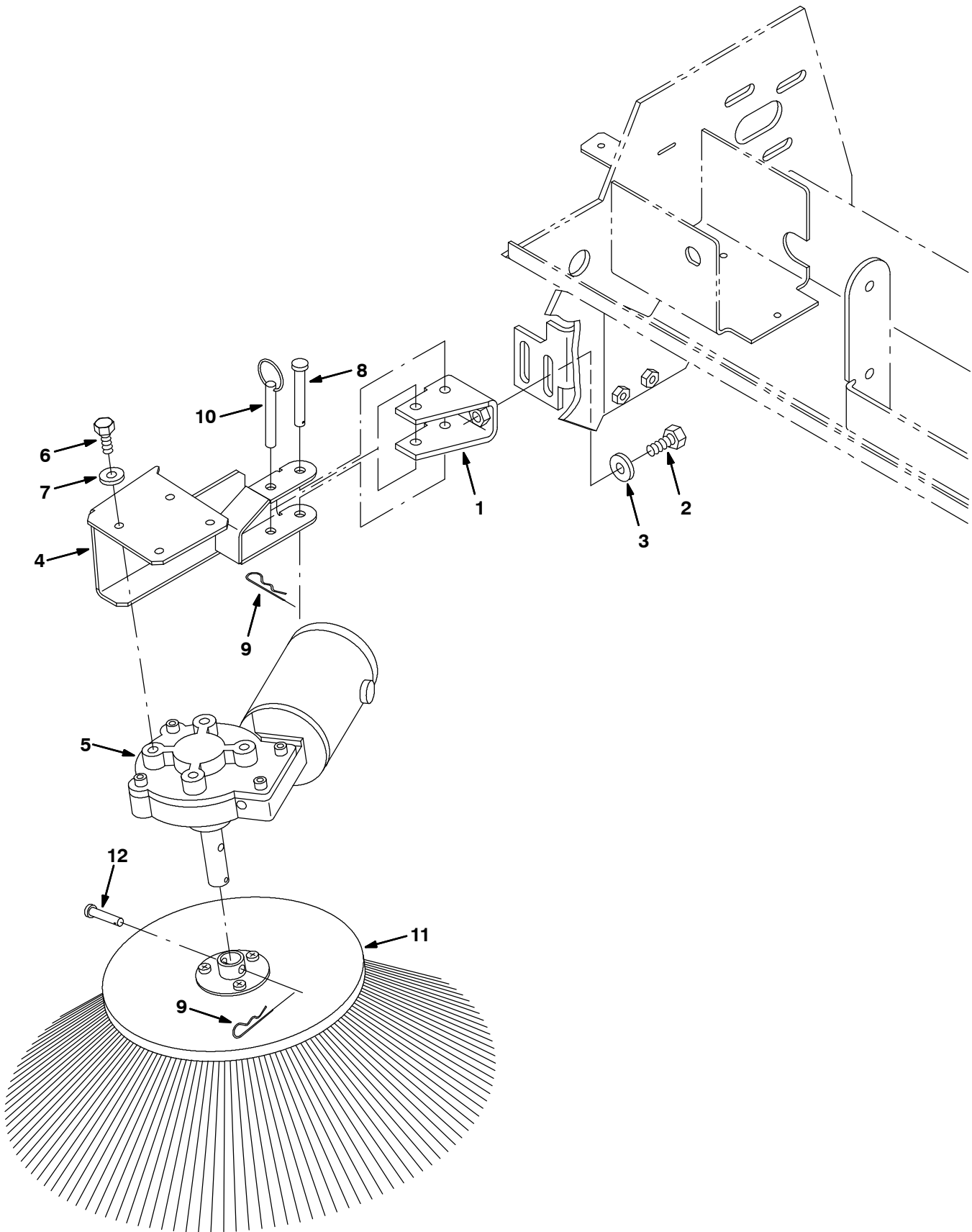


Fig. 37 - Pre-Sweep Side Brush Group

Ref.	Part No.	Serial Number	Description	Qty.	
1	392154	(000000-) Channel, .18, 1.5w 2.6 01.9l, 2/ M8	1	
2	09740	(000000-) Screw, Hex, M8 X 1.25 X 20, Ss	2	
3	41186	(000000-) Washer, Flat, Belleville, .31	2	
4	392238	(000000-) Arm Wldt, Brush, Side, Rh	1	
▽	5	1008274	(000000-) Motor, Ele, 36vdc 0068rpm 0.08hp Gear	1
▲	81919	(000000-) Brush Assy, Carbon, Motor, Ele	2	
▲	80127	(000000-) Cap, Brush, Motor, Ele	2	
▲	369795	(000000-) Brushholder, Motor, Ele	2	
▲	369796	(000000-) Clip, Motor, Ele	2	
6	15678	(000000-) Screw, Hex, M6 X 1.0 X 16, Ss	4	
7	32483	(000000-) Washer, Flat, 0.25, Sae	4	
8	392244	(000000-) Pin, Clevis, 0.31d X 2.12l	1	
9	08085	(000000-) Pin, Cotter, Hair, 0.31d .058 Wir	2	
10	392232	(000000-) Pin, Detent, 0.31d X 02.1l	1	
11	28096P	(000000-) Brush Assy, Disk, Swp, 15.0 D, Pyp	1	
12	15173	(000000-) Pin, Clevis, 0.25d X 1.25l	1	

Fig. 38 - Pre-Sweep Dust Control Group

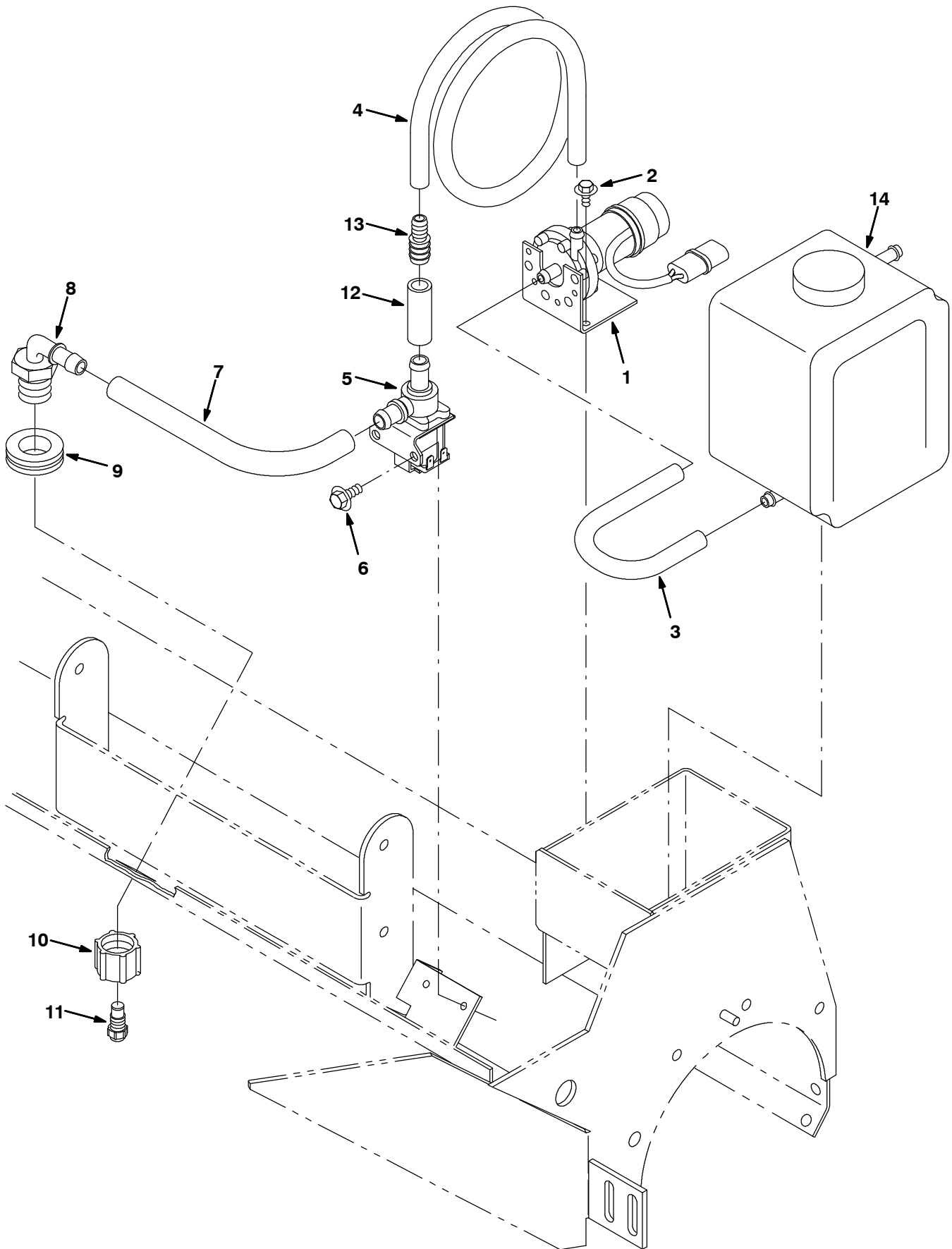


Fig. 38 - Pre-Sweep Dust Control Group

Ref.	Part No.	Serial Number	Description	Qty.
1	223496	(000000-) Pump, Water, 36vdc	1
2	223198	(000000-) Screw, Hex, M5 X 0.8 X 10, Fmg	2
3	392258	(000000-) Hose, Pvc, Clr, 0.38id 0.56od 013.0l	1
4	73471	(000000-) Hose, Pvc, Clr, 0.38id 0.56od 022.0l	1
5	222113	(000000-) Valve, Water, Solenoid, 36vdc Bm10/Bm10	1
6	222158	(000000-) Screw, Hex, M6 X 1.0 X 10, Fmg	2
7	392254	(000000-) Hose, Pvc, Brd, 0.50id 0.73od 012.0l,Clr	1
8	63244-3	(000000-) Fitting, Plstc, E90, Bm08/Pm12	1
9	10632-14	(000000-) Grommet, Rbr, 1.00id, F/1.4h, .12 Matl	1
10	79451	(000000-) Fitting, Plstc, Cap, Pf02/Pf12, Spcl	1
11	392173	(000000-) Nozzle, Spray	1
12	392256	(000000-) Hose, Pvc, Brd, 0.50id 0.73od 002.0l,Clr	1
13	222375	(000000-) Fitting, Plstc, Str, Bm06/Bm08	1
14	768897	(000000-) Tank, Recvy, Coolant, 2.5qt	1

Fig. 39 - Pre-Sweep Electrical Group

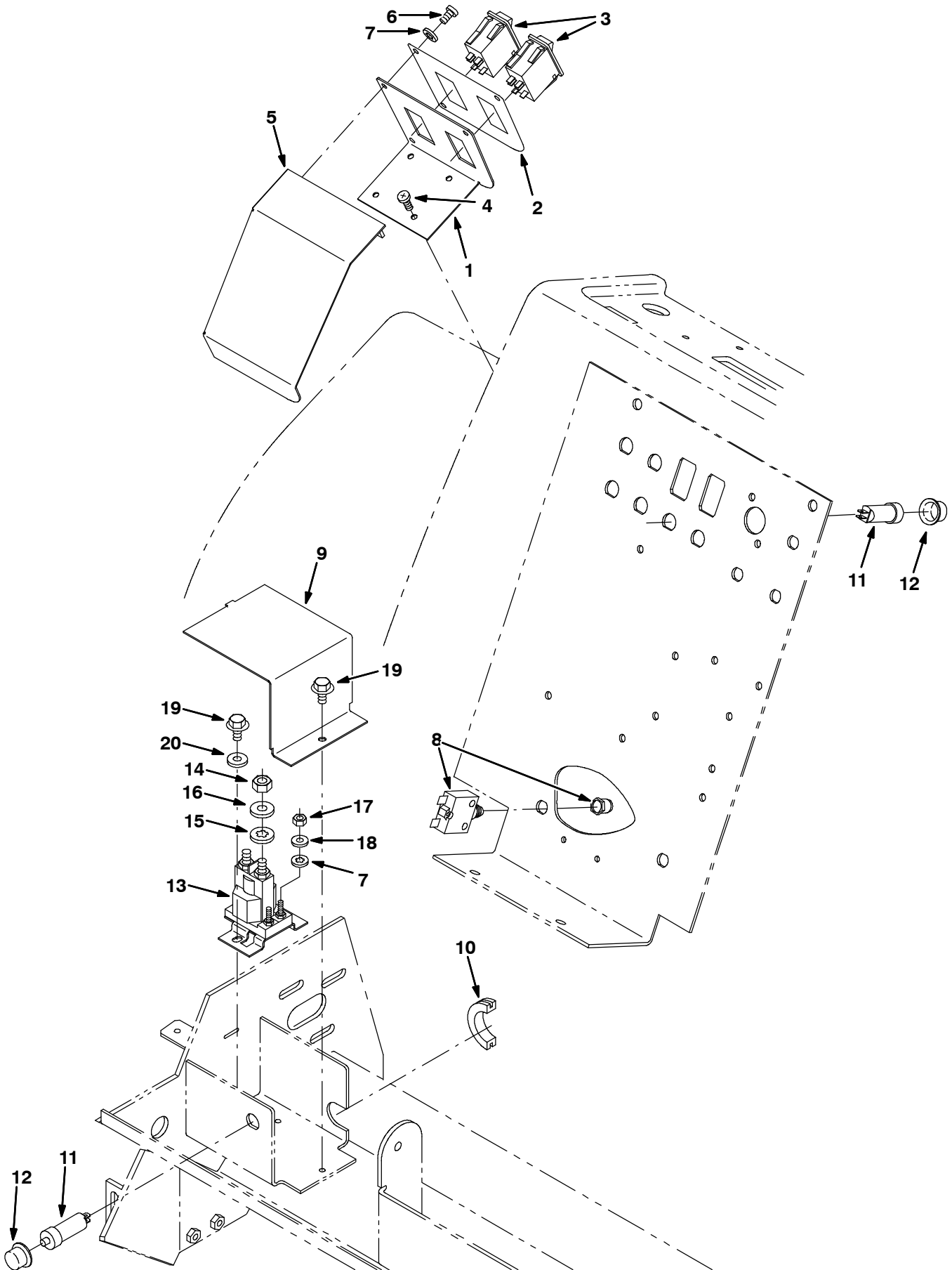


Fig. 39 - Pre-Sweep Electrical Group

Ref.	Part No.	Serial Number	Description	Qty.
1	1035229	(000000-) Panel, Switch	1
2	392152	(000000-) Label, Opertnl, Pre-Sweep	1
3	398500	(000000-) Switch, Rocker, Dpdt, On / None / On	2
4	222481	(000000-) Screw, Pan, #10-14 X 0.50, F/ Plstc	4
5	1035290	(000000-) Cover, Panl	1
6	39648	(000000-) Screw, Pan, #10-24 X 0.38, G1	3
7	32980	(000000-) Washer, Lock, Int, #10	5
8	383724	(000000-) Circuitbreaker, 25.0a, Resetable	1
9	1035276	(000000-) Cover, Relay	1
10	04051	(000000-) Grommet, Rbr, 1.31id, F/1.6h, .12 Matl	1
11	57164	(000000-) Circuitbreaker, 10.0a, Resetable	2
12	57751	(000000-) Boot, Dome, .72id .72l, Clear	2
13	386810	(000000-) Contactor, 36vdc, 100a, Sp, No	1
14	20170	(000000-) Nut, Hex, Jam, .31-24	2
15	32984	(000000-) Washer, Lock, Int, 0.31	2
16	39349	(000000-) Washer, Flat, 0.31, Sae	2
17	01713	(000000-) Nut, Hex, Std, #10-32, 2	2
18	19324	(000000-) Washer, Flat, #10, Sae	2
19	74455	(000000-) Screw, Hex, M6 X 1.0 X 12, Fmg	3
20	32483	(000000-) Washer, Flat, 0.25, Sae	2

Fig. 40 - Pre-Sweep Bumper Group

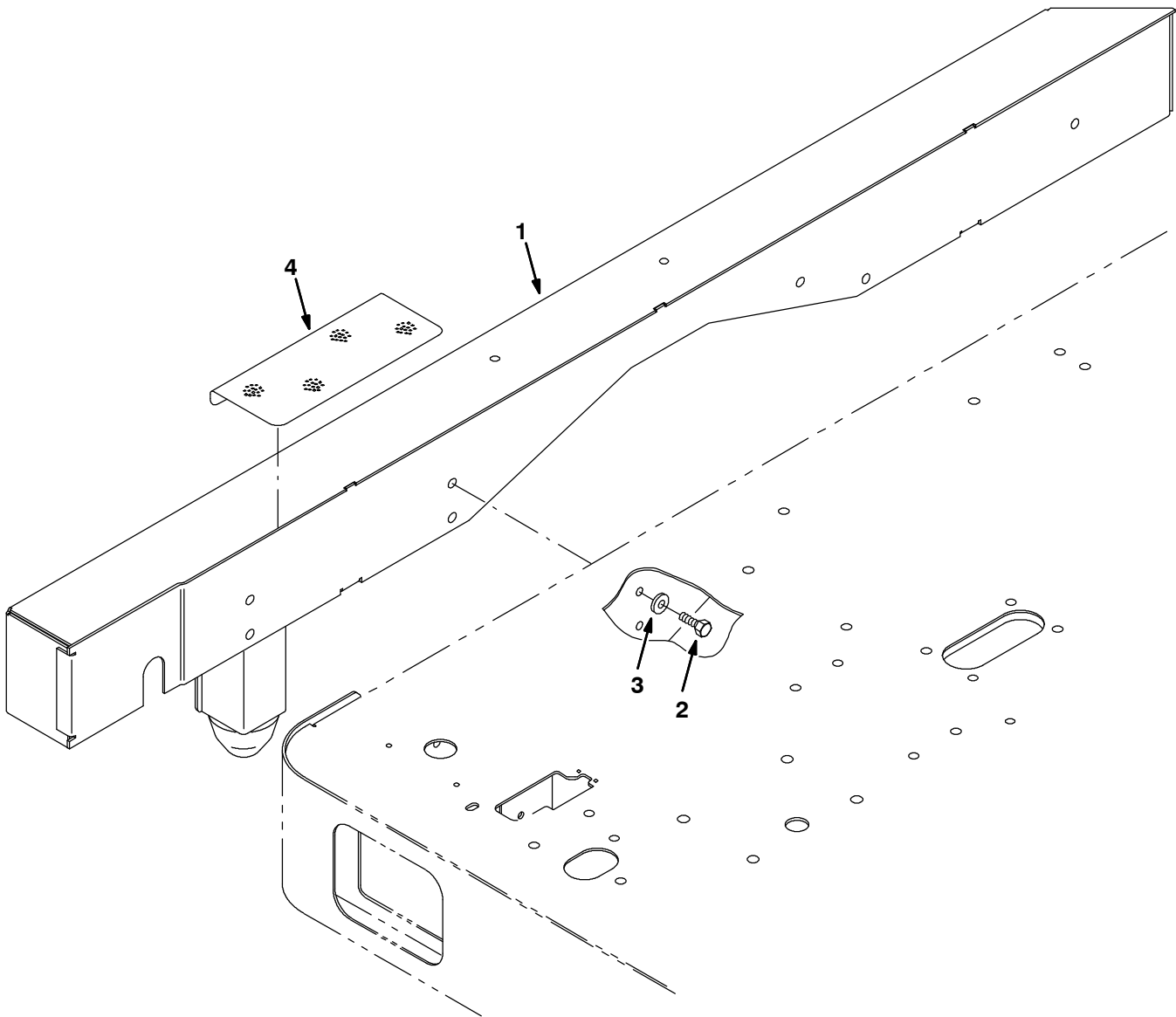


Fig. 40 - Pre-Sweep Bumper Group

Ref.	Part No.	Serial Number	Description	Qty.
1	1035513	(000000-) Bumper Wldt, Side	1
2	09010	(000000-) Screw, Hex, M8 X 1.25 X 25, Ss	7
3	32491	(000000-) Washer, Flat, 0.31, Std	7
4	223350	(000000-) Tread, Non-Skid, 04.5w 10.0l	1

Fig. 41 - Pre-Sweep Wire Harness Group

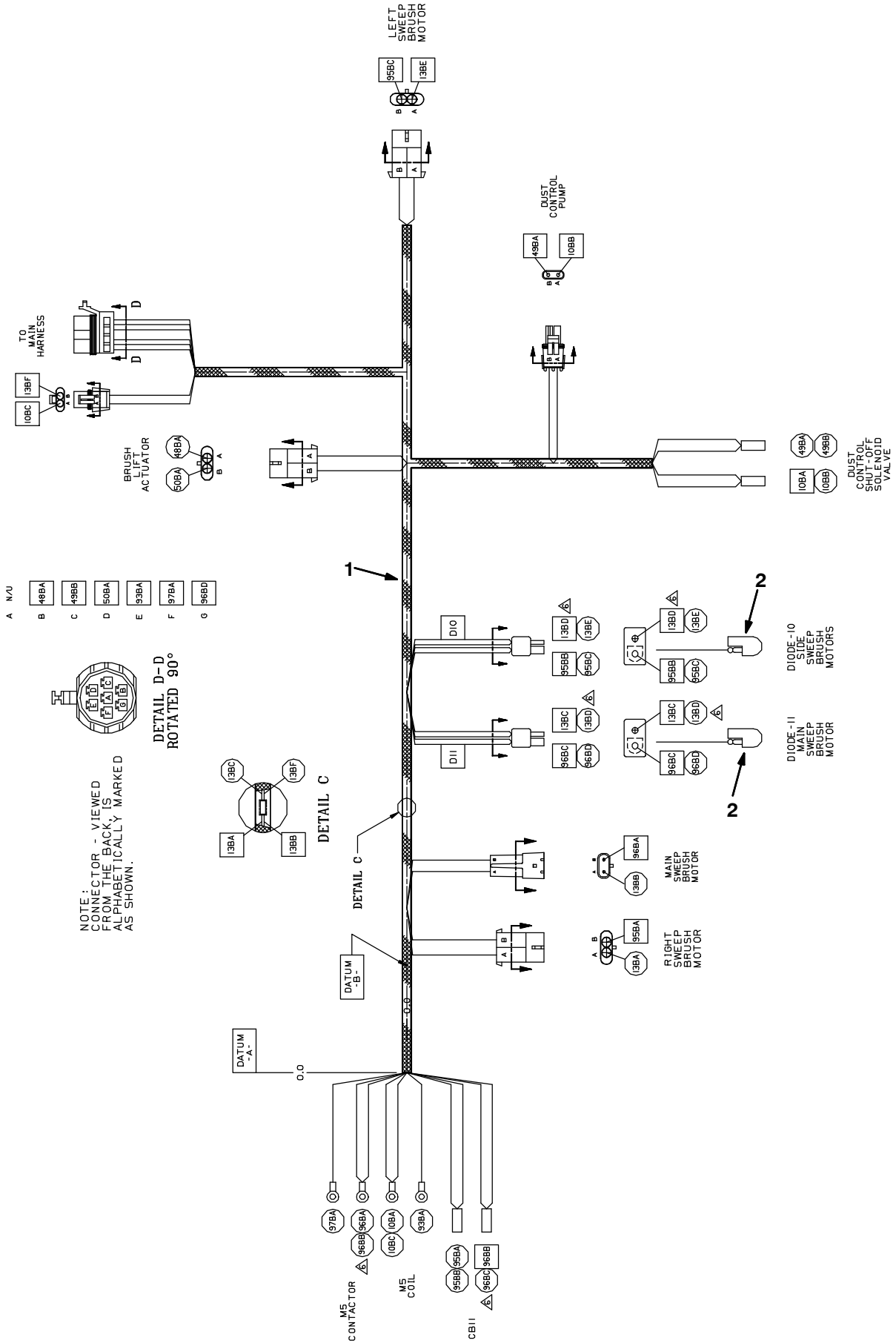


Fig. 41 - Pre-Sweep Wire Harnesses Group

Ref.	Part No.	Serial Number	Description	Qty.
1	392182	(000000-) Harness, Swpr	1
2	222290	(000000-) Diode, Ele, Plug	2
	763115	(000000-) Tie, Cable, 6.0l, 1.25d Max	3

Fig. 42 - Pre-Sweep Side Brush Kit, Left Hand

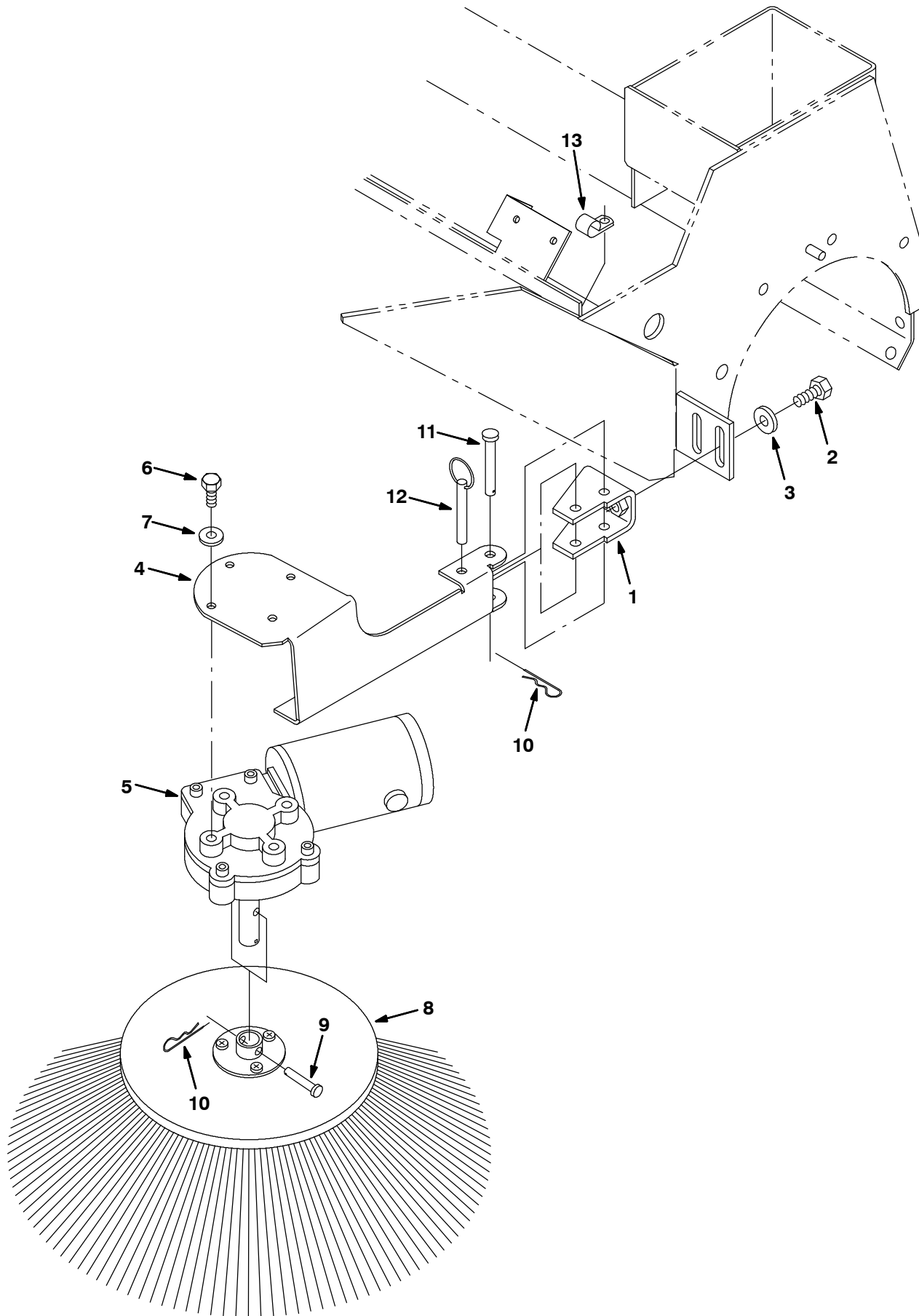


Fig. 42 - Pre-Sweep Side Brush Kit, Left Hand

	Ref.	Part No.	Serial Number	Description	Qty.
▽		392104	(000000-) Brush Kit, Side, Lh, Ci	1
▲	1	392154	(000000-) Channel, .18, 1.5w 2.6 01.9l, 2/ M8	1
▲	2	09740	(000000-) Screw, Hex, M8 X 1.25 X 20, Ss	2
▲	3	41186	(000000-) Washer, Flat, Belleville, .31	2
▲	4	392166	(000000-) Arm, Brush, Side, Lh	1
▲▽	5	1008275	(000000-) Motor, Ele, 36vdc 0068rpm 0.08hp Gear	1
▲▲		81919	(000000-) Brush Assy, Carbon, Motor, Ele	1
▲▲		80127	(000000-) Cap, Brush, Motor, Ele	2
▲▲		369795	(000000-) Brushholder, Motor, Ele	2
▲▲		369796	(000000-) Clip, Motor, Ele	2
▲	6	15678	(000000-) Screw, Hex, M6 X 1.0 X 16, Ss	4
▲	7	32483	(000000-) Washer, Flat, 0.25, Sae	4
▲	8	28096P	(000000-) Brush Assy, Disk, Swp, 15.0 D, Pyp	1
▲	9	15173	(000000-) Pin, Clevis, 0.25d X 1.25l	1
▲	10	08085	(000000-) Pin, Cotter, Hair, 0.31d .058 Wir	2
▲	11	392244	(000000-) Pin, Clevis, 0.31d X 2.12l	1
▲	12	392232	(000000-) Pin, Detent, 0.31d X 02.1l	1
▲	13	26395-1	(000000-) Clamp, Cable, Stl, 0.56d X 0.38w, 1hole	1

Fig. 43 - Pre-Sweep Dolly Kit

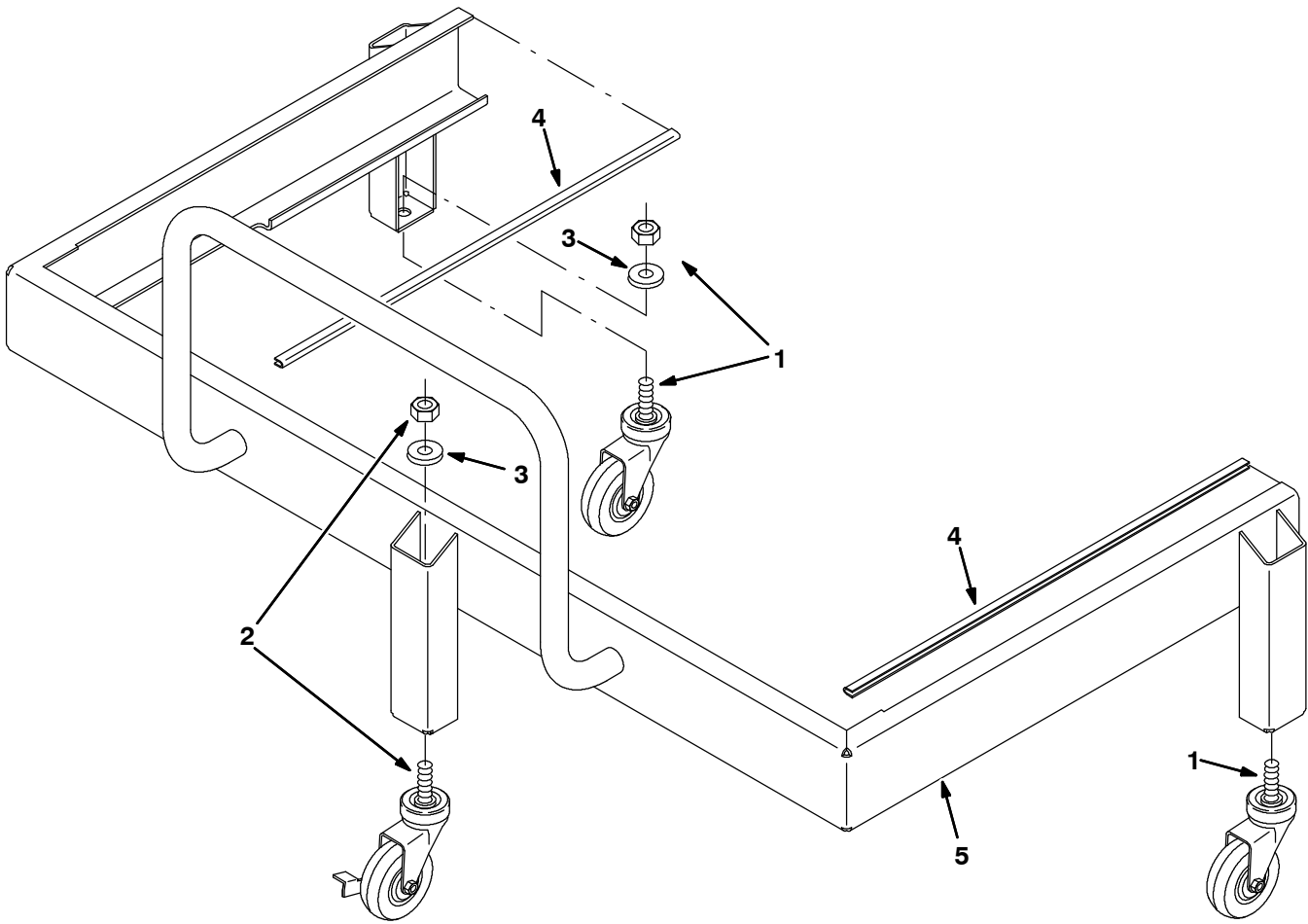


Fig. 43 - Pre-Sweep Dolly Kit

	Ref.	Part No.	Serial Number	Description	Qty.
▽		393080	(000000-) Dolly Assy Kit, Ci	1
▲	1	393077	(000000-) Caster, Swivel, 3.0d 1.0w, .50-13 Stem	2
▲	2	393078	(000000-) Caster, Swivel, 3.0d 1.0w, Stem W/ Brake	1
▲	3	32493	(000000-) Washer, Flat, 0.50, Std	3
▲	4	393083	(000000-) Molding, Trim, .08-.11 20.0l	2
▲	5	393071	(000000-) Channel Wldt, Dolly	1

Fig. 44 - Side Brush Lift Group

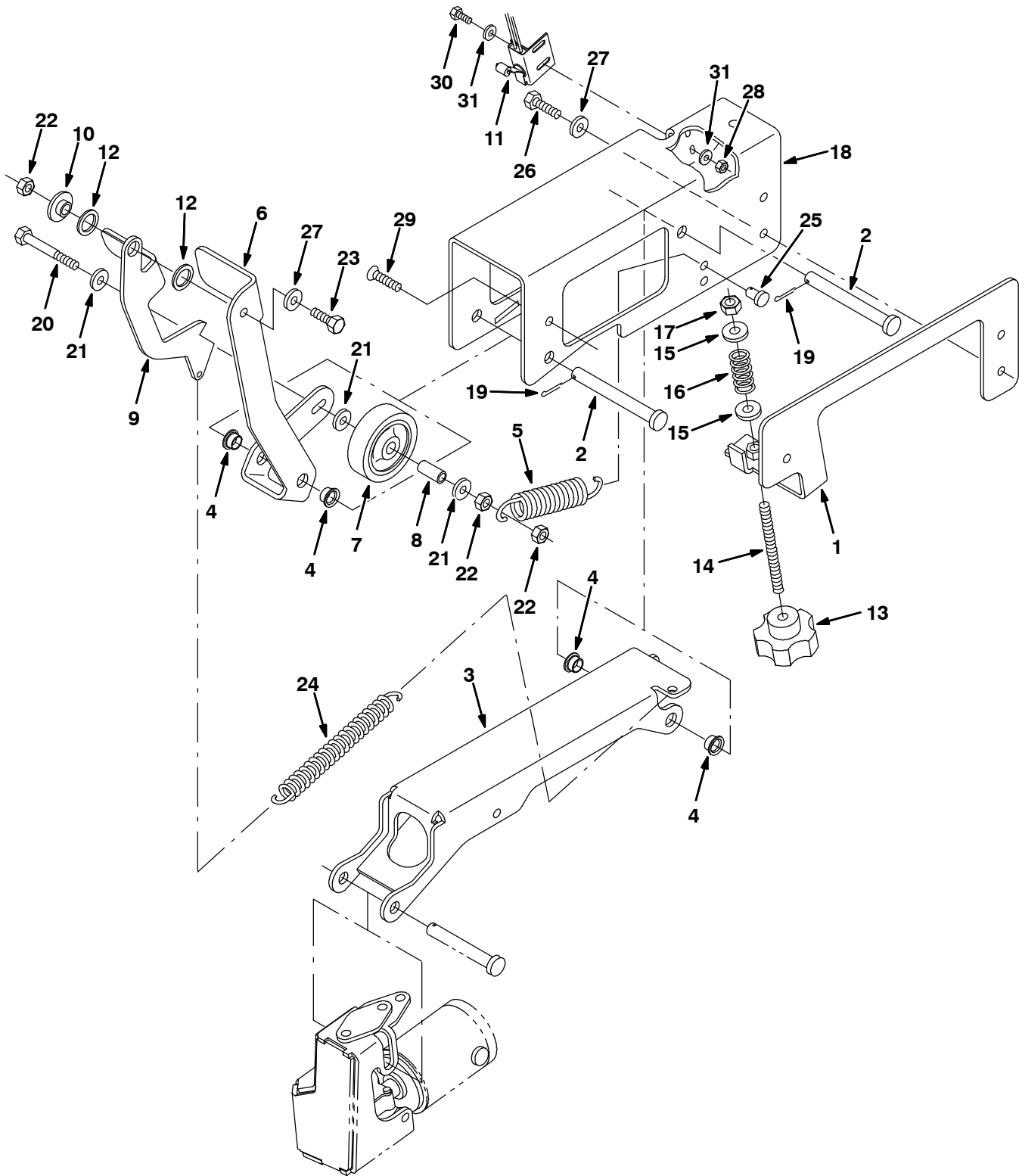


Fig. 44 - Side Brush Lift Group

NOTE: Right Hand Side Brush Kit, Part Number 9003205, includes Fig. 44, Fig. 45, Fig. 46, and Fig. 47.

Ref.	Part No.	Serial Number	Description	Qty.
1	392277	(000000-) Plate, Brush, Side	1
2	59668	(000000-) Pin, Clevis, 0.50d X 4.50l	2
3	392267	(000000-) Arm, Brush, Side	1
4	15648	(000000-) Bushing, Flng, 0.50b 0.59d 0.38l	4
5	41698	(000000-) Spring, Extn, 0.75od 0.08wir 04.5l	1
6	1036530	(000000-) Arm, Brush, Side, Lift	1
7	81582	(000000-) Wheel, 03.0d 0.87w 0.44b, Rbr, Pp Core	1
8	383910	(000000-) Sleeve, P/M, 0.31b 0.44d 1.1l [430ss]	1
9	392269	(000000-) Arm, Brake, Side Brush	1
10	363087	(000000-) Bushing, Flng, 0.44b 1.25d 0.25l	1
11	59965	(000000-) Switch, Snap, 15a No, Rlr	1
12	630358	(000000-) Washer, Flat, 0.75b 1.00d .03, Nyl	2
13	41341	(000000-) Knob, Star, 2.50d 5ear 1.5l .38-16,Plstc	1
14	387151	(000000-) Shaft, Thrd	1
15	41187	(000000-) Washer, Flat, Belleville, .38	2
16	22290	(000000-) Spring, Cmpr, 0.72od .06wir 02.3l	1
17	59156	(000000-) Nut, Hex, Lock, .38-16, NI, Ss	1
18	392270	(000000-) Plate, Brush, Side	1
19	08182	(000000-) Pin, Cotter, .125 X 1.00	2
20	222504	(000000-) Screw, Hex, M8 X 1.25 X 55, Ss	1
21	32490	(000000-) Washer, Flat, 0.25, Std	3
22	08709	(000000-) Nut, Hex, Lock, M8 X 1.25, NI	3
23	09010	(000000-) Screw, Hex, M8 X 1.25 X 25, Ss	1
24	36619	(000000-) Spring, Extn, 0.50od 0.06wir 05.0l	1
25	41305	(000000-) Pin, Clevis, 0.37d X 0.75l	1
26	39277	(000000-) Screw, Hex, M8 X 1.25 X 25, 8.8	2
27	32490	(000000-) Washer, Flat, 0.25, Std	3
28	09739	(000000-) Nut, Hex, Lock, M5 X 0.80, NI, Ss	2
29	79246	(000000-) Screw, Flt, M8 X 1.25 X 20, Ss 18-8	1
30	24199	(000000-) Screw, Hex, M5 X 0.8 X 16, Ss	2
31	01683	(000000-) Washer, Flat, 0.22b 0.50d .05, Ss [#10]	4

Fig. 45 - Side Brush Motor Group

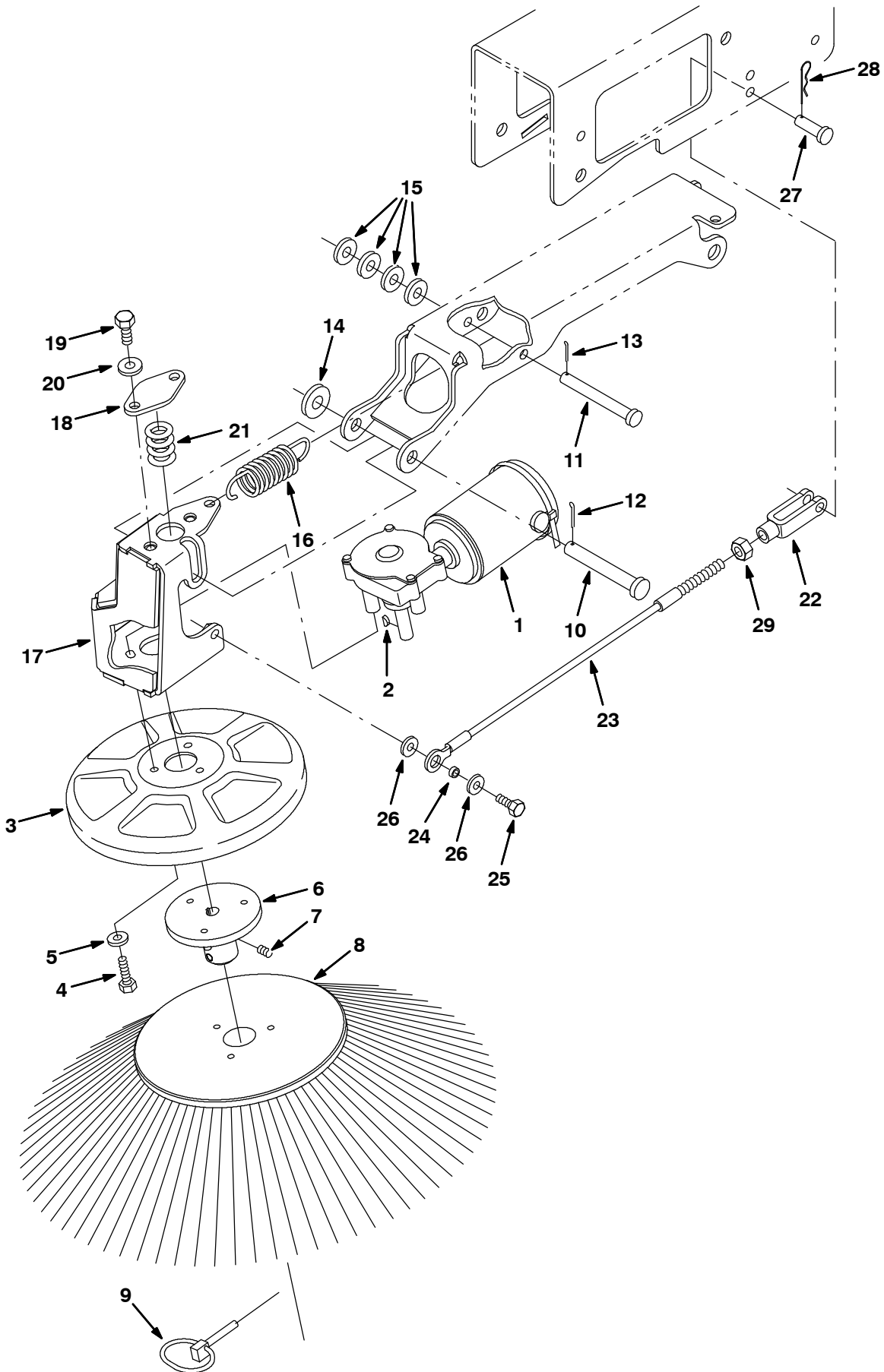
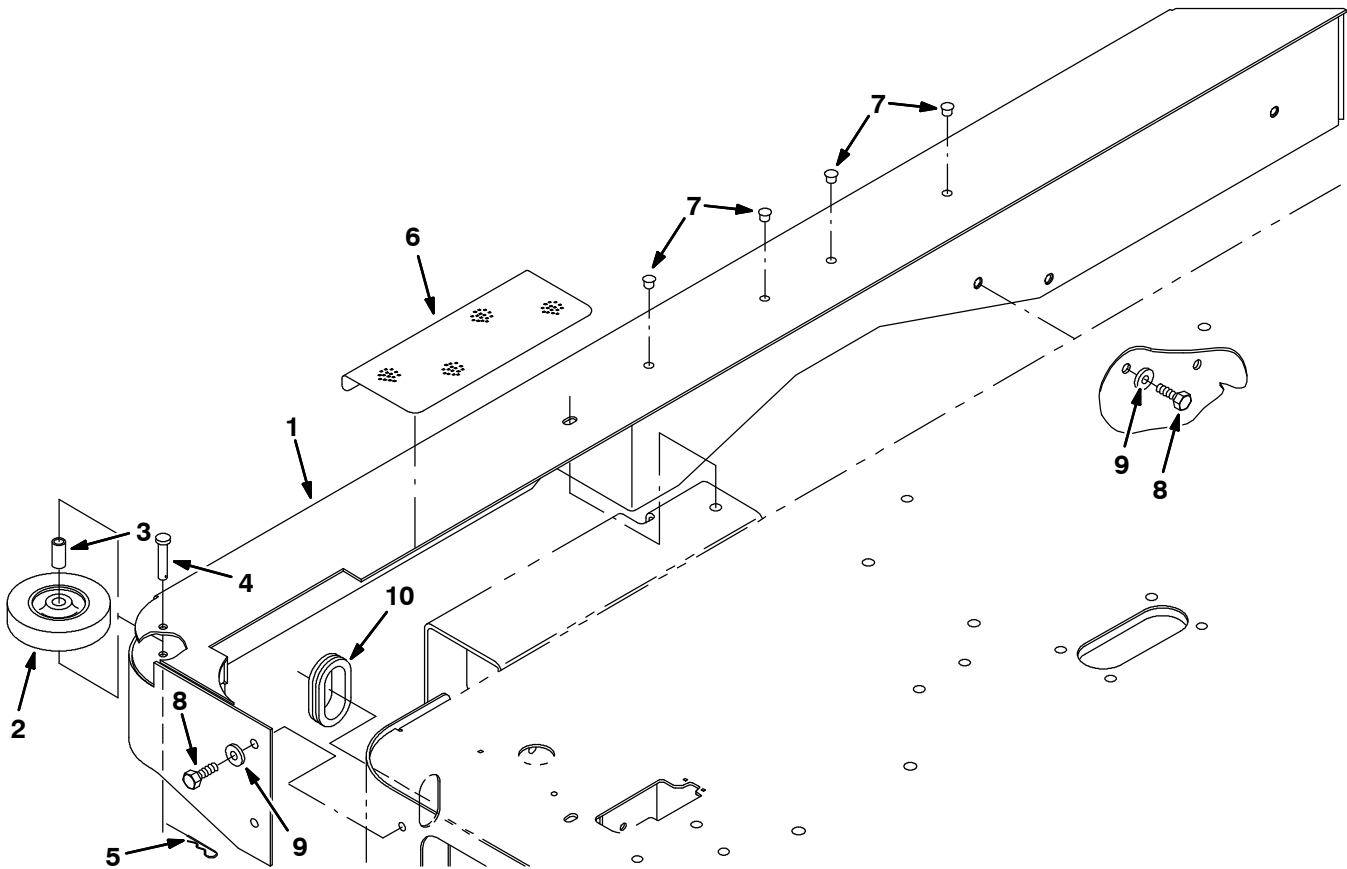


Fig. 45 - Side Brush Motor Group

NOTE: Right Hand Side Brush Kit, Part Number 9003205, includes Fig. 44, Fig. 45, Fig. 46, and Fig. 47.

Ref.	Part No.	Serial Number	Description	Qty.
1	1034262	(000000-) Motor, Ele, 36vdc 0067rpm, Gear	1
2	397061	(000000-) Key, Woodruff, 3mm 3.7mm	1
3	397034	(000000-) Guard, Bmpr, Brush	1
4	06944	(000000-) Screw, Hex, M6 X 1.0 X 25, 8.8	3
5	32490	(000000-) Washer, Flat, 0.25, Std	3
6	397200	(000000-) Hub, Broom, Side	1
7	09162	(000000-) Screw, Set, M6 X 1.0 X 8, NI	1
8	397056	(000000-) Brush Assy, Disk, Swp, 17.5d, Pyp	1
9	397064	(000000-) Pin, Retainer	1
10	06474A	(000000-) Pin, Clevis, 0.50d X 3.50l	1
11	72084	(000000-) Pin, Clevis, 0.37d X 3.50l	1
12	08182	(000000-) Pin, Cotter, .125 X 1.00	1
13	08179	(000000-) Pin, Cotter, .094 X 1.00	1
14	32486	(000000-) Washer, Flat, 0.50, Sae	1
15	32491	(000000-) Washer, Flat, 0.31, Std	4
16	09480	(000000-) Spring, Extn, 1.10od 0.15wir 03.2l	1
17	1031717	(000000-) Bracket Wldt, Mtg, Motor	1
18	392266	(000000-) Plate, Brush, Side	1
19	16931	(000000-) Screw, Hex, M8 X 1.25 X 20, 8.8	2
20	32490	(000000-) Washer, Flat, 0.25, Std	2
21	360357	(000000-) Spring, Dsl, 1.00od 0.50id 1.25l	1
22	12267	(000000-) Clevis, Adj, 0.38pin, M10x1.5	1
23	77335	(000000-) Cable, Glv .13d 014.9l .41eye / M10	1
24	80491	(000000-) Sleeve, P/M, 0.25b 0.38d 0.2l [430ss]	1
25	12274	(000000-) Screw, Hex, M6 X 1.0 X 20, 8.8, NI	1
26	32483	(000000-) Washer, Flat, 0.25, Sae	2
27	46657	(000000-) Pin, Clevis, 0.37d X 1.25l	1
28	86866	(000000-) Pin, Cotter, Hair, 0.38d .072 Wir	1
29	39312	(000000-) Nut, Hex, Std, M10 X 1.50	1

Fig. 46 - Side Brush Bumper Group

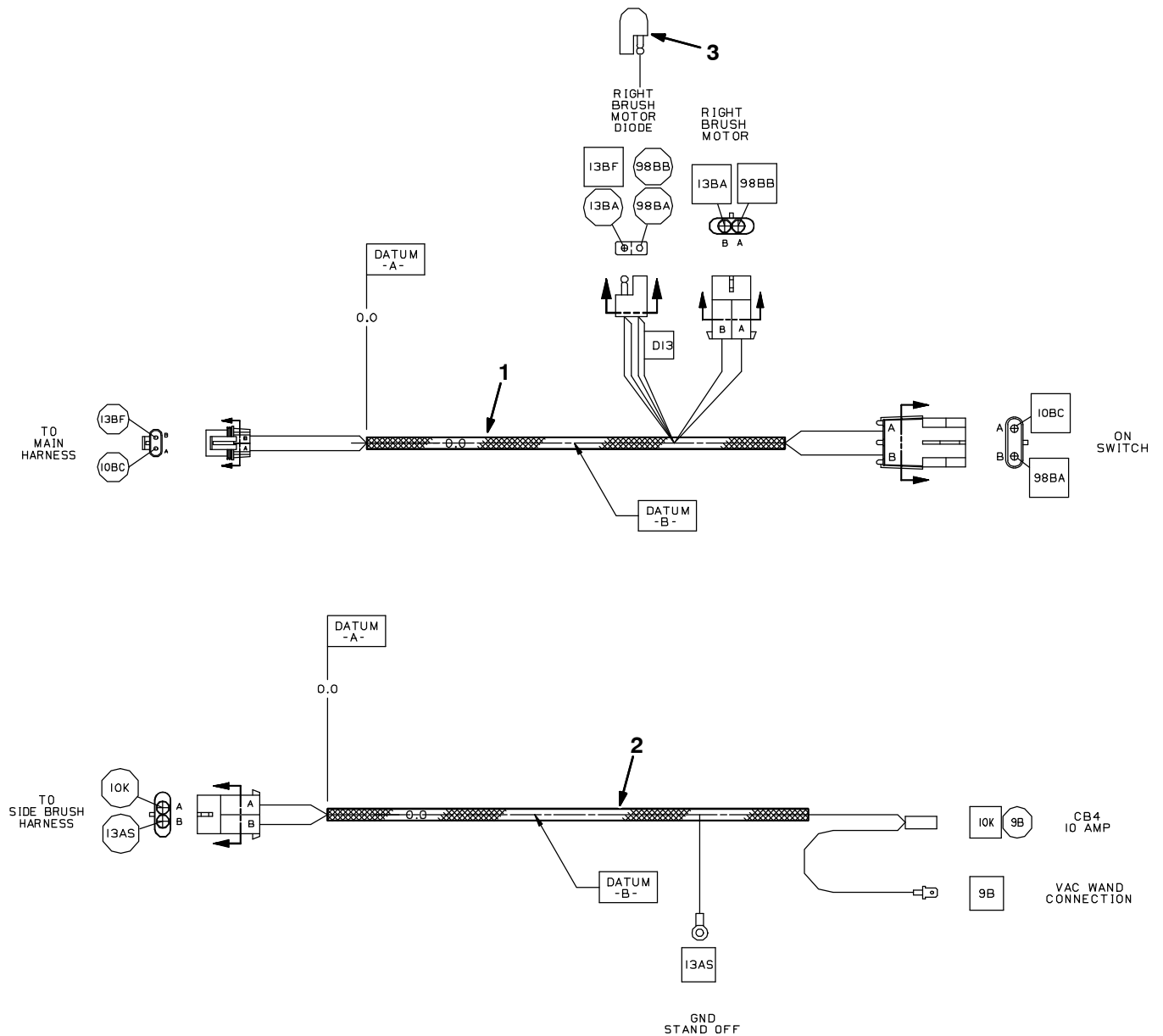


353424 - NA

NOTE: Right Hand Side Brush Kit, Part Number 9003205, includes Fig. 44, Fig. 45, Fig. 46, and Fig. 47.

Ref.	Part No.	Serial Number	Description	Qty.
1	1035514	(000000-) Housing Wldt, Bmpr, Side	1
2	81580	(000000-) Wheel, Pyp, 04.0d 0.87w 0.44b	1
3	383910	(000000-) Sleeve, P/M, 0.31b 0.44d 1.1l [430ss]	1
4	81581	(000000-) Pin, Clevis, 0.31d X 1.75l	1
5	08085	(000000-) Pin, Cotter, Hair, 0.31d .058 Wir	1
6	223350	(000000-) Tread, Non-Skid, 04.5w 10.0l	1
7	01314	(000000-) Plug, Hole, Rnd, 0.38h .03-.12, Blk Nyl	4
8	09010	(000000-) Screw, Hex, M8 X 1.25 X 25, Ss	6
9	32491	(000000-) Washer, Flat, 0.31, Std	6
10	10632-13	(000000-) Grommet, Rbr, 1.50id, F/1.8h, .19 Matl	1

Fig. 47 - Side Brush Wire Harnesses Group

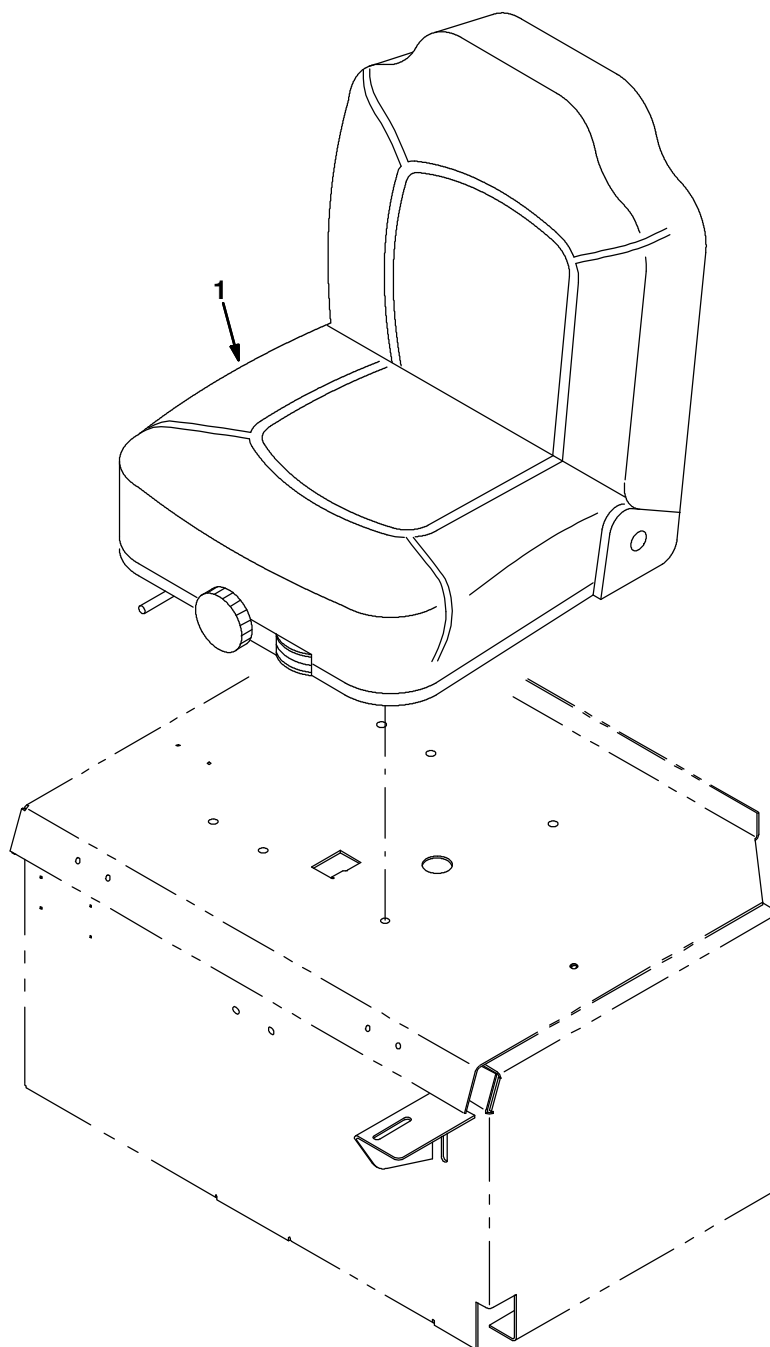


353425 - NA

NOTE: Right Hand Side Brush Kit, Part Number 9003205, includes Fig. 44, Fig. 45, Fig. 46, and Fig. 47.

Ref.	Part No.	Serial Number	Description	Qty.
1	392183	(000000-)	Harness, Sba, Rh	1
2	392293	(000000-)	Harness, Sba, Retrofit	1
3	222290	(000000-)	Diode, Ele, Plug	1
	763115	(000000-)	Tie, Cable, 6.0l, 1.25d Max	4

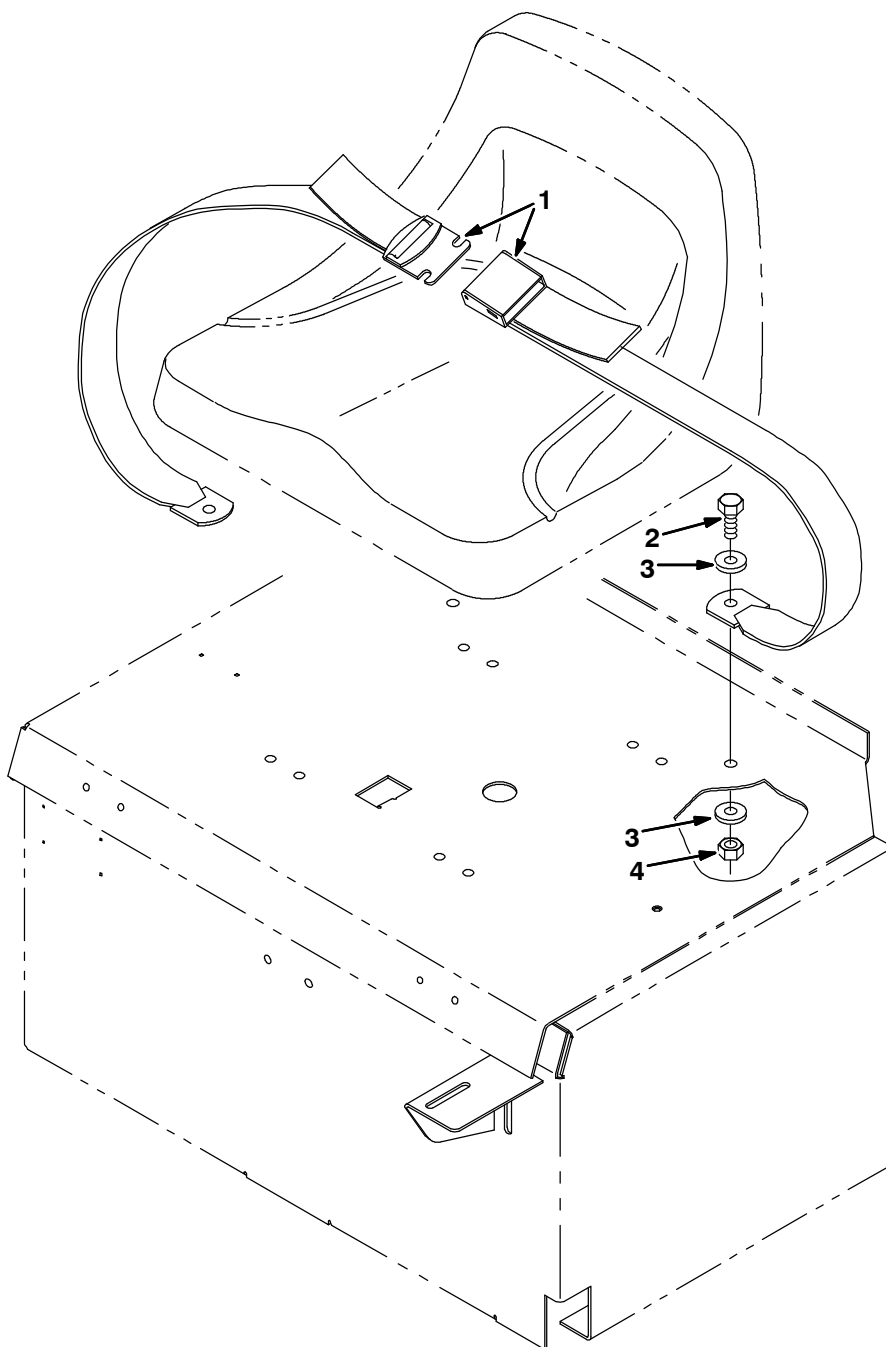
Fig. 48 - Suspension Seat Kit



350794 - ALL

	Ref.	Part No.	Serial Number	Description	Qty.
▽		223597	(000000-) Seat Kit, Suspension, Ci	1
▲	1	223595	(000000-) Seat, Suspension [Michigan Model V-5200]	1

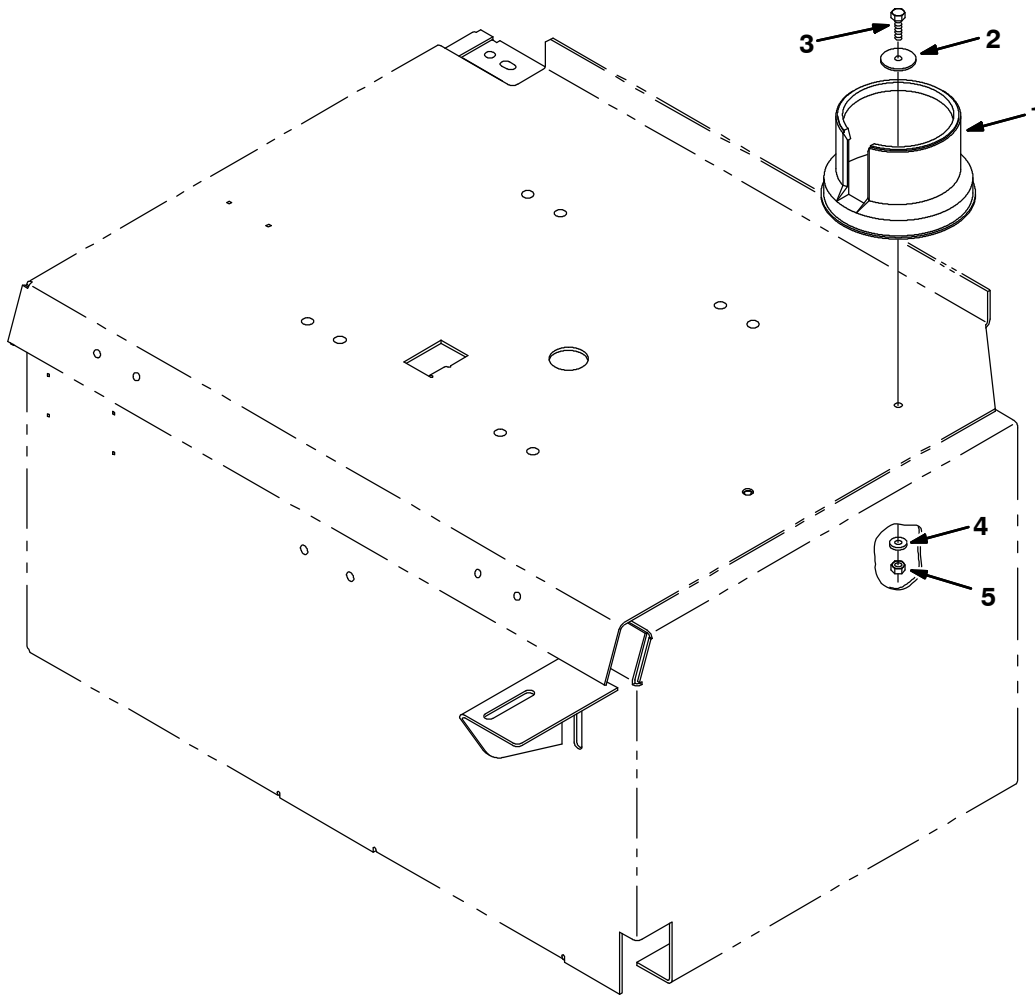
Fig. 49 - Seat Belt Kit



352766 - NA

	Ref.	Part No.	Serial Number	Description	Qty.
▽		223695	(000000-) Seatbelt Kit, Ci	1
▲	1	30533	(000000-) Seatbelt, 60.0l	1
▲	2	41345	(000000-) Screw, Hex, M12 X 1.75 X 25, 8.8	2
▲	3	32486	(000000-) Washer, Flat, 0.50, Sae	4
▲	4	08711	(000000-) Nut, Hex, Lock, M12 X 1.75,NI	2

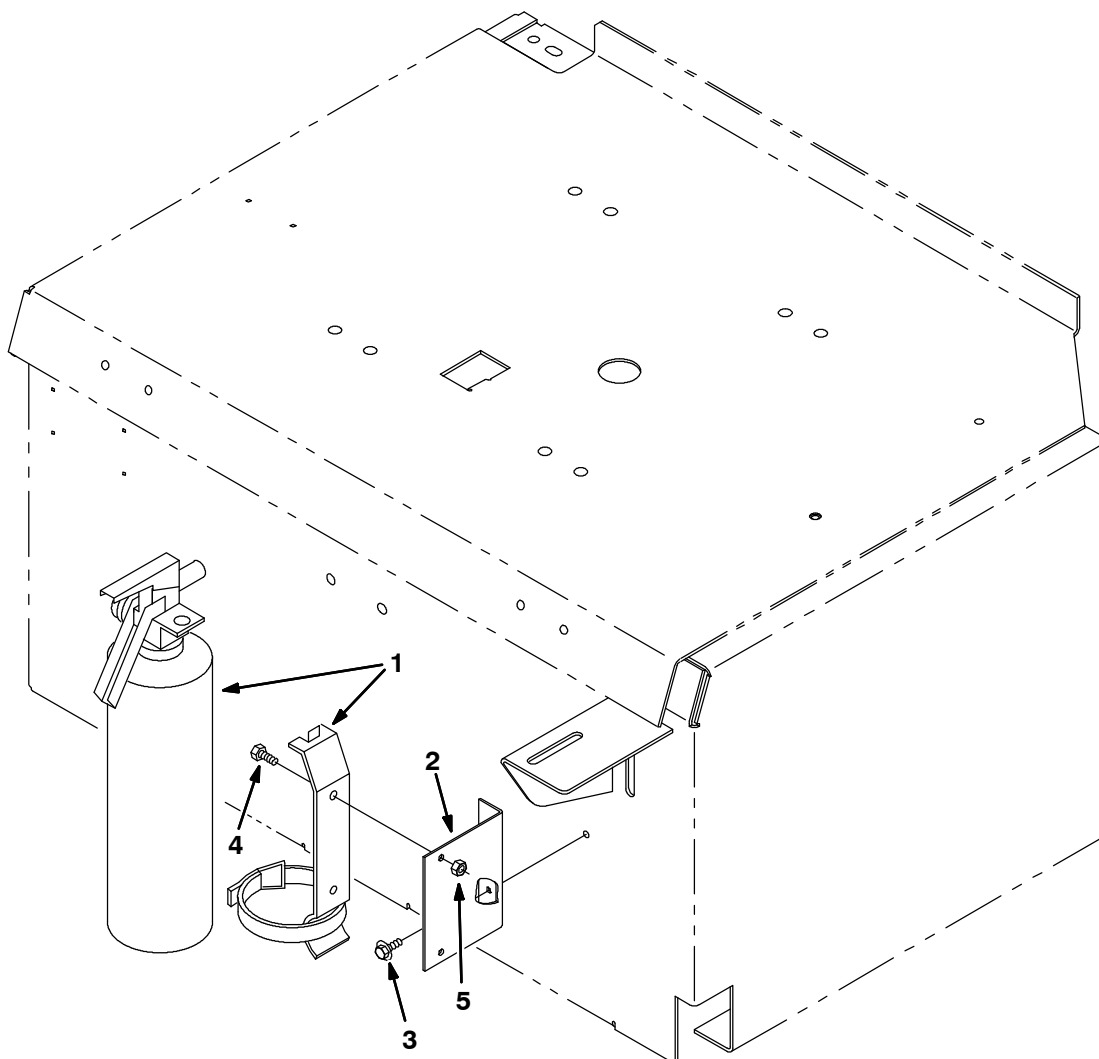
Fig. 50 - Cup Holder Kit



350805 - ALL

Ref.	Part No.	Serial Number	Description	Qty.
▽	223605	(000000-) Holder Kit, Cup / Sprayer, Ci	1
▲	1 223599	(000000-) Cup Holder, Rwk	1
▲	2 41178	(000000-) Washer, Flat, 0.25, Fendr	1
▲	3 06944	(000000-) Screw, Hex, M6 X 1.0 X 25, 8.8	1
▲	4 32483	(000000-) Washer, Flat, 0.25, Sae	1
▲	5 08708	(000000-) Nut, Hex, Lock, M6 X 1.00, NI	1

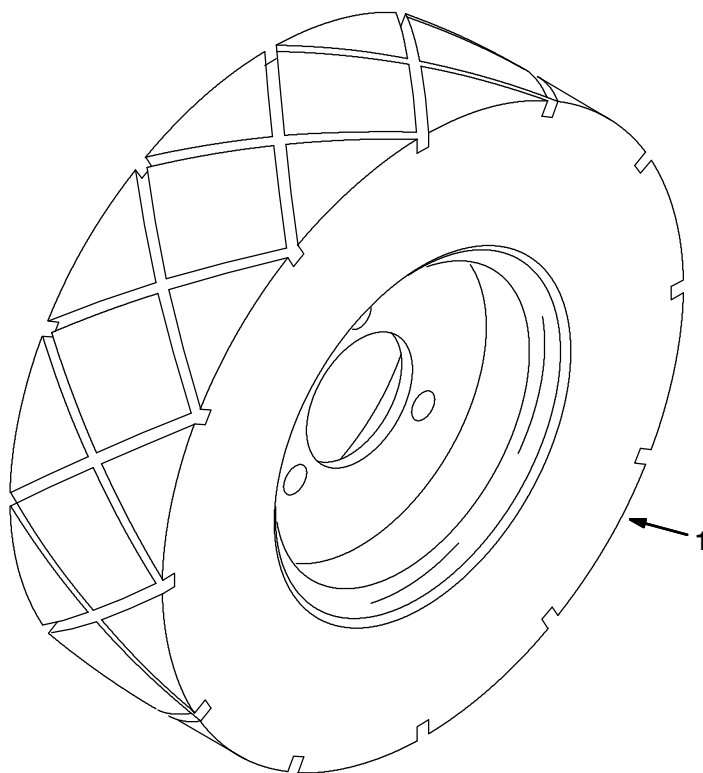
Fig. 51 - Fire Extinguisher Kit



350802 - NA

Ref.	Part No.	Serial Number	Description	Qty.
▽	9003330	(000000-) Extinguisher Kit, Fire, 2.5 Lb [T15]	1
▲	1 25312	(000000-) Extinguisher, Fire, 2.5 Lb Dry	1
▲	2 1035845	(000000-) Bracket, Extinguisher, Fire	1
▲	3 223198	(000000-) Screw, Hex, M5 X 0.8 X 10, Fmg	2
▲	4 12312	(000000-) Screw, Hex, M5 X 0.8 X 12, 8.8	2
▲	5 06459	(000000-) Head, Cutter, 4.50 4.75 Cutter	2

Fig. 52 - Solid Non-Marking Tire Assembly, Rear



352896 - NA

Ref.	Part No.	Serial Number	Description	Qty.
1	385766	(000000-) Tire Assy, Solid, 12.0x3.5 3.5bc/3bolt	2

Fig. 53 - Documentation Group

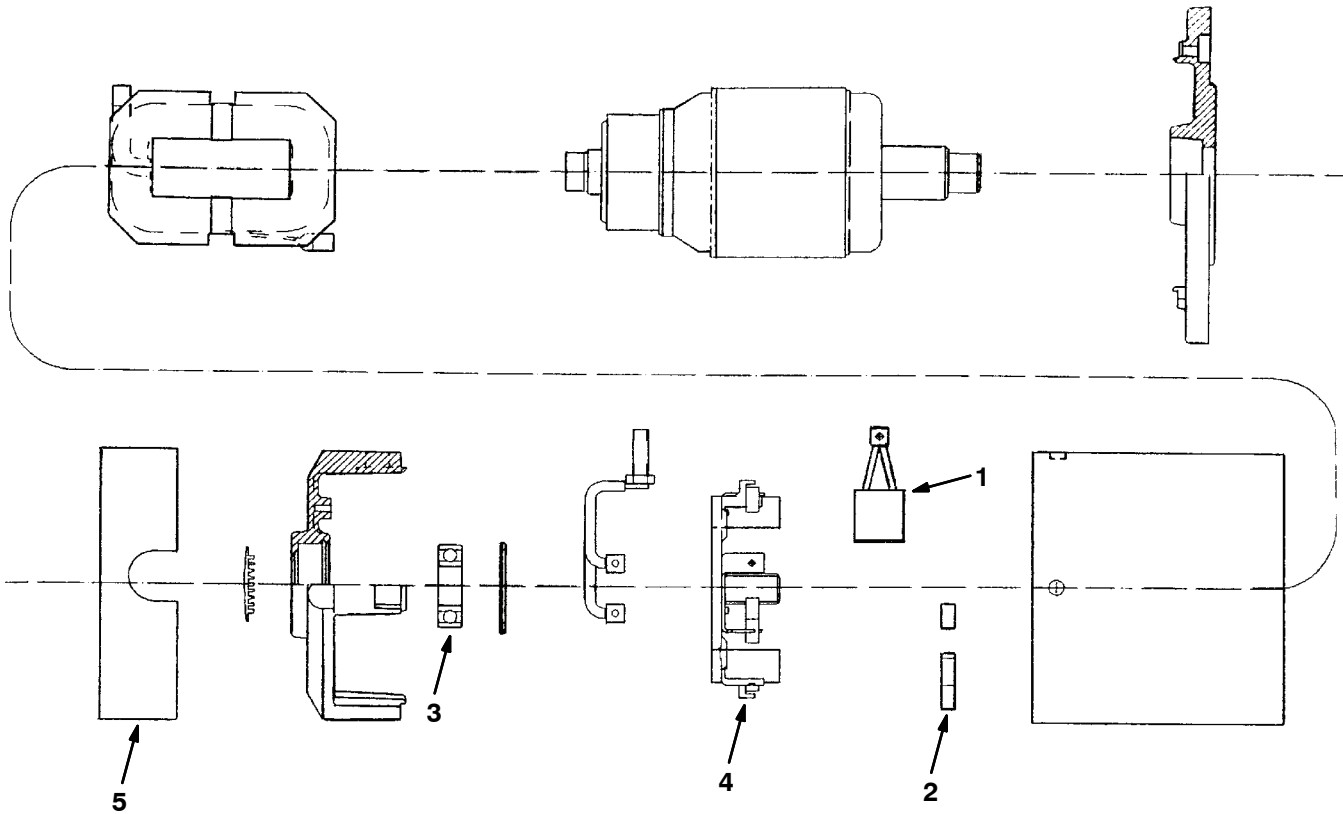
NA

Ref.	Part No.	Serial Number	Description	Qty.
	331550	(000000-) Manual, Oprtr [T15, Ele, En, Na]	1
	331551	(000000-) Manual, Parts [T15, Ele, En, Na]	1
	331552	(000000-) Manual, Oprtr [T15, Ele, Es, Na]	1
	331553	(000000-) Manual, Oprtr [T15, Ele, Fr, Na]	1
	331554	(000000-) Manual, Oprtr [T15, Ele, Jp]	1
	331555	(000000-) Manual, Service [T15 En]	1
	1037062	(000000-) Video, Oprtr, Dvd [W/Checklist T15]	1
	1038388	(000000-) Instr, Operator & Maint, Wallchart [T15]	1

SECTION 4

Contents	Page
Fig. 1 - Electric Motor Breakdown, 223057	4-2
Fig. 2 - Electric Motor Breakdown, 223358	4-3
Fig. 3 - Electric Motor Breakdown, 374175	4-4
Fig. 4 - Electric Motor Breakdown, 374266	4-5
Fig. 5 - Electric Motor Breakdown, 1038426	4-6
Fig. 6 - FaST Injector Assembly Breakdown, 9003909	4-7
Fig. 7 - Drive Wheel Breakdown, 1033016	4-8

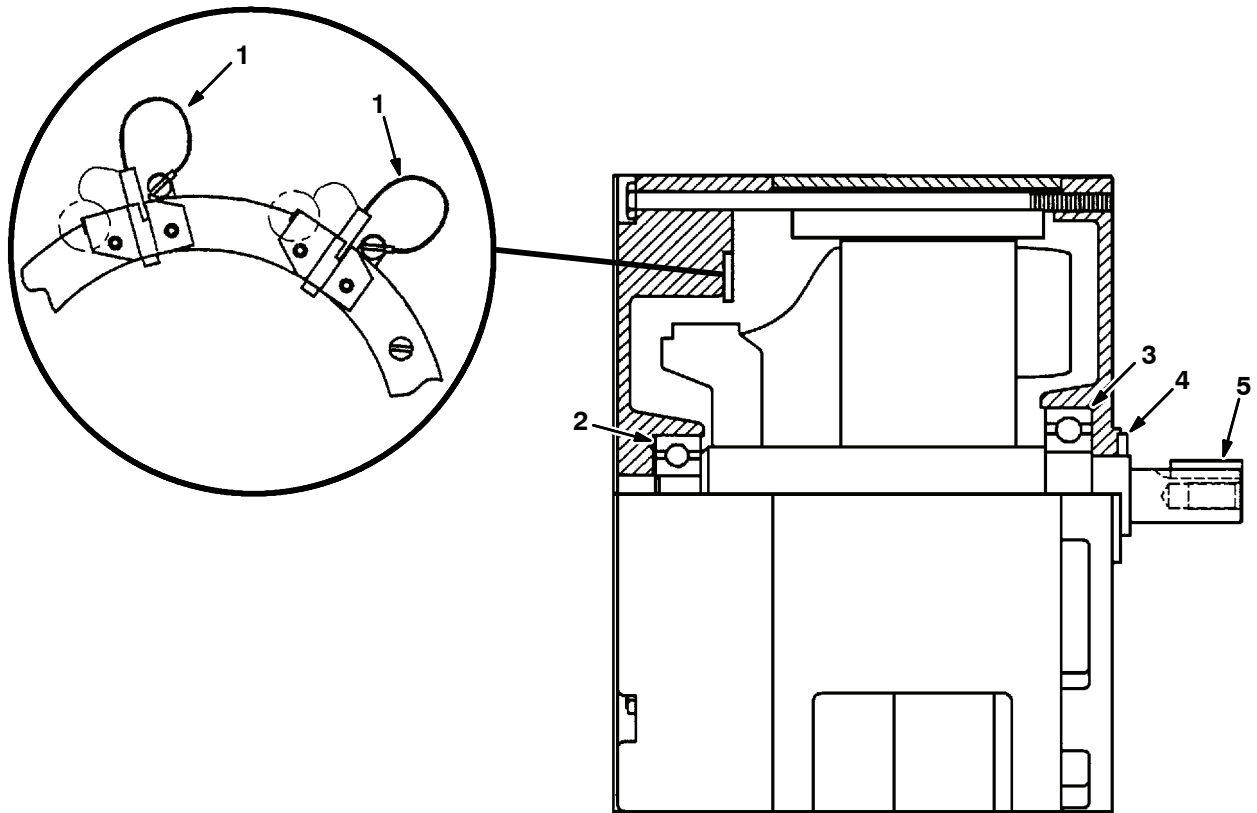
Fig. 1 - Electric Motor Breakdown, 223057



350786 - ALL

Ref.	Part No.	Serial Number	Description	Qty.
▽	223057	(000000-) Motor, Ele, 36vdc 1400rpm 1.50hp	1
▲	1 385742	(000000-) Brush, Motor, Ele [Av]	4
▲	2 48755	(000000-) Spring, Brush, Motor, Ele [Av]	4
▲	3 48758	(000000-) Bearing, Ball, Motor, Ele [Av]	1
▲	4 223677	(000000-) Plate, Brush [Av]	1
▲	5 223678	(000000-) Strap, Band, Head [Advance Dc]	1

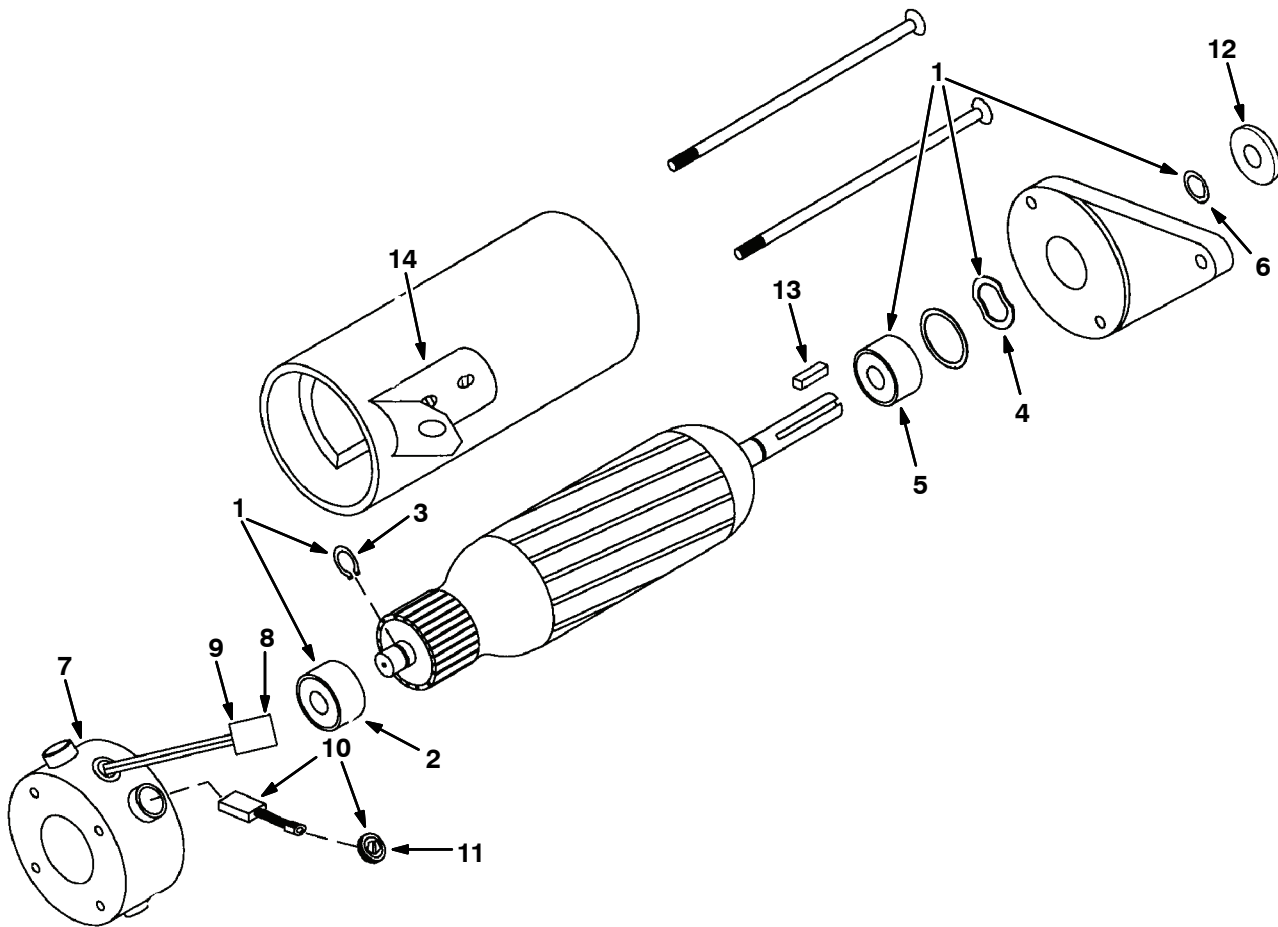
Fig. 2 - Electric Motor Breakdown, 223358



350783 - ALL

Ref.	Part No.	Serial Number	Description	Qty.	
▽	223358	(000000-) Motor, Ele, 36vdc 0.80hp 0320rpm	1	
▲	1	222606	(000000-) Brush Kit, Motor, Ele [lp]	1
▲	2	222618	(000000-) Bearing	1
▲	3	223351	(000000-) Bearing	1
▲	4	223352	(000000-) Seal, Oil	1
▲	5	00928	(000000-) Key, Sq, 0.25 X 0.25, 1.00l	1
▲		10925	(000000-) Connector, Fem, 2cav, Mp630 Sealed	1
▲		24537	(000000-) Terminal, Fem, Mp630, 12-10ga [P2s]	2

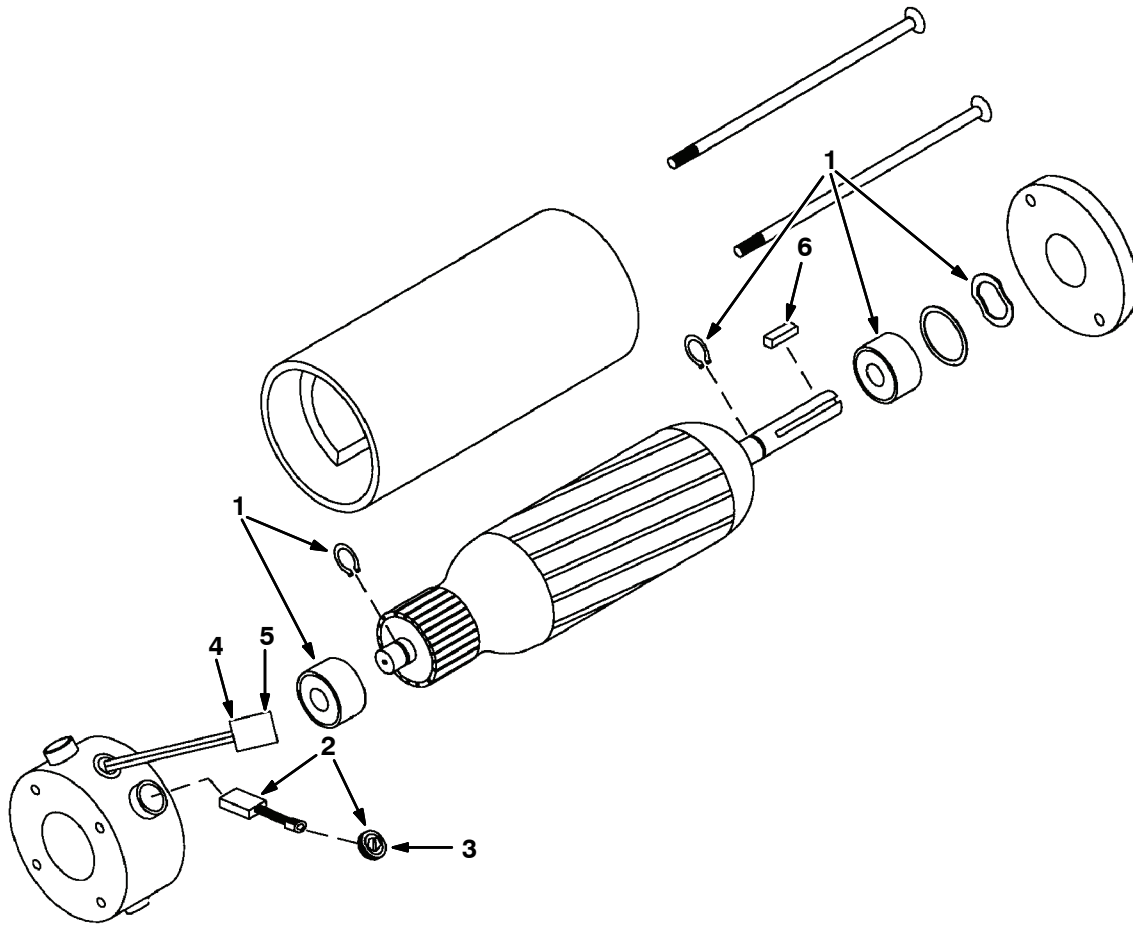
Fig. 3 - Electric Motor Breakdown, 374175



ALL

Ref.	Part No.	Serial Number	Description	Qty.
▽	374175	(000000-) Motor, Ele, 36vdc 1700rpm 0.75hp	1
▲▽	1 375176	(000000-) Bearing Kit, Motor, Ele, Hd F/375175	1
▲▲	2 222635	(000000-) Bearing, Motor, Ele [Magnetek]	1
▲▲	3 222637	(000000-) Ring, Retaining, Motor, Ele[Magnetek]	1
▲▲	4 375177	(000000-) Washer, Wavy, Motor, Ele [Magnetek]	1
▲▲	5 375178	(000000-) Bearing, Motor, Ele, Hd [Magnetek]	1
▲▲	6 375179	(000000-) Seal, Shaft, Motor, Ele [Magnetek]	1
▲▽	7 374004	(000000-) End Assy, Mount, Brush	1
▲▲	8 10925	(000000-) Connector, Fem, 2cav, Mp630 Sealed	1
▲▲	9 24537	(000000-) Terminal, Fem, Mp630, 12-10ga [P2s]	2
▲▽	10 222625	(000000-) Brush Kit, Motor, Ele [Magnetk]	1
▲▲	11 222629	(000000-) Cap,Brush Holder, Motor, Ele[Magnetek]	4
▲	12 20536-2	(000000-) Washer, Flat, 0.47b 1.19d .03, Nyl	1
▲	13 00954	(000000-) Key, Sq, 0.12 X 0.12, 1.00l	1
▲	14 222877	(000000-) Brace Kit, Motor, Ele [Magnatek]	1

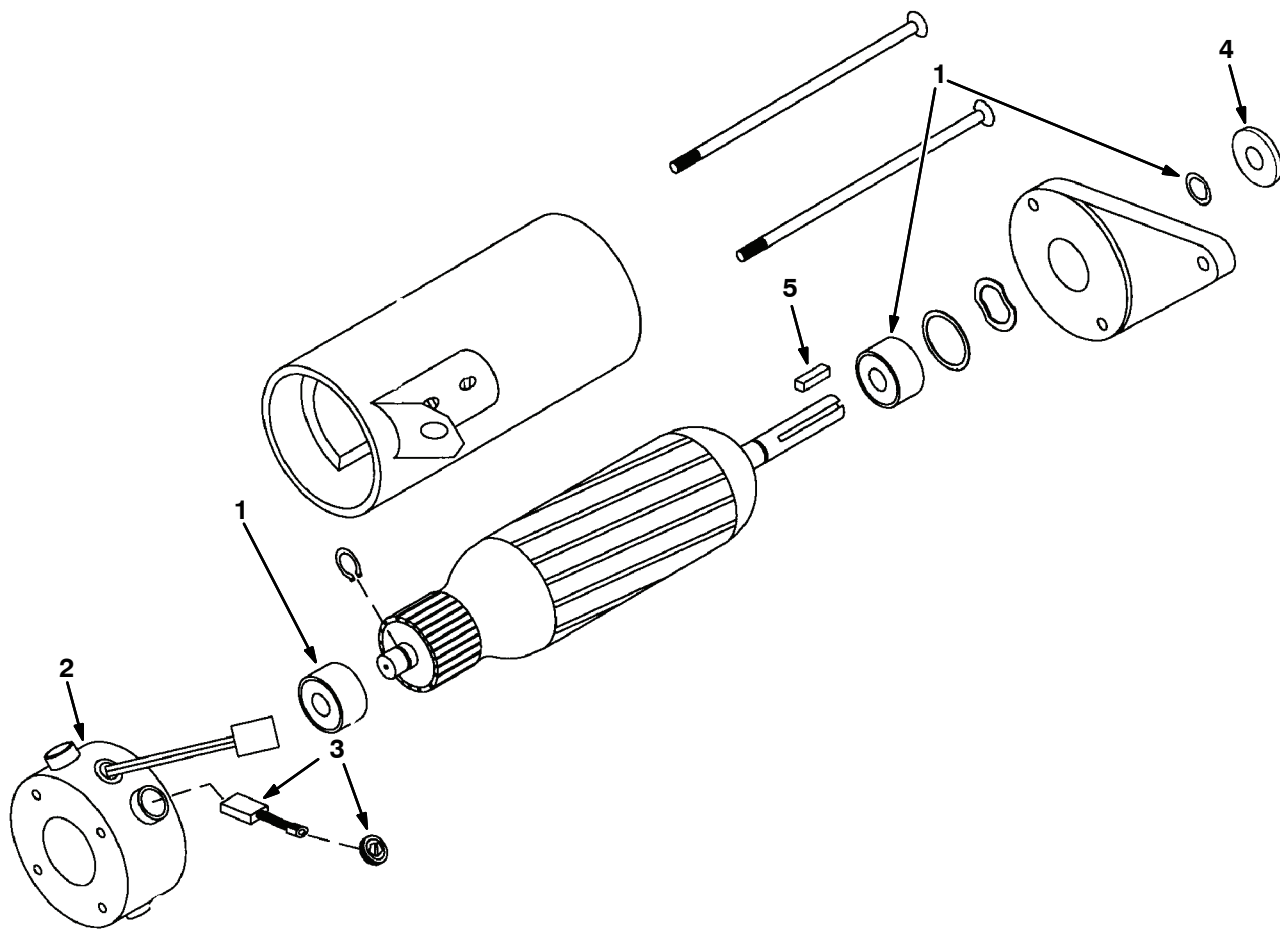
Fig. 4 - Electric Motor Breakdown, 374266



10426 - ALL

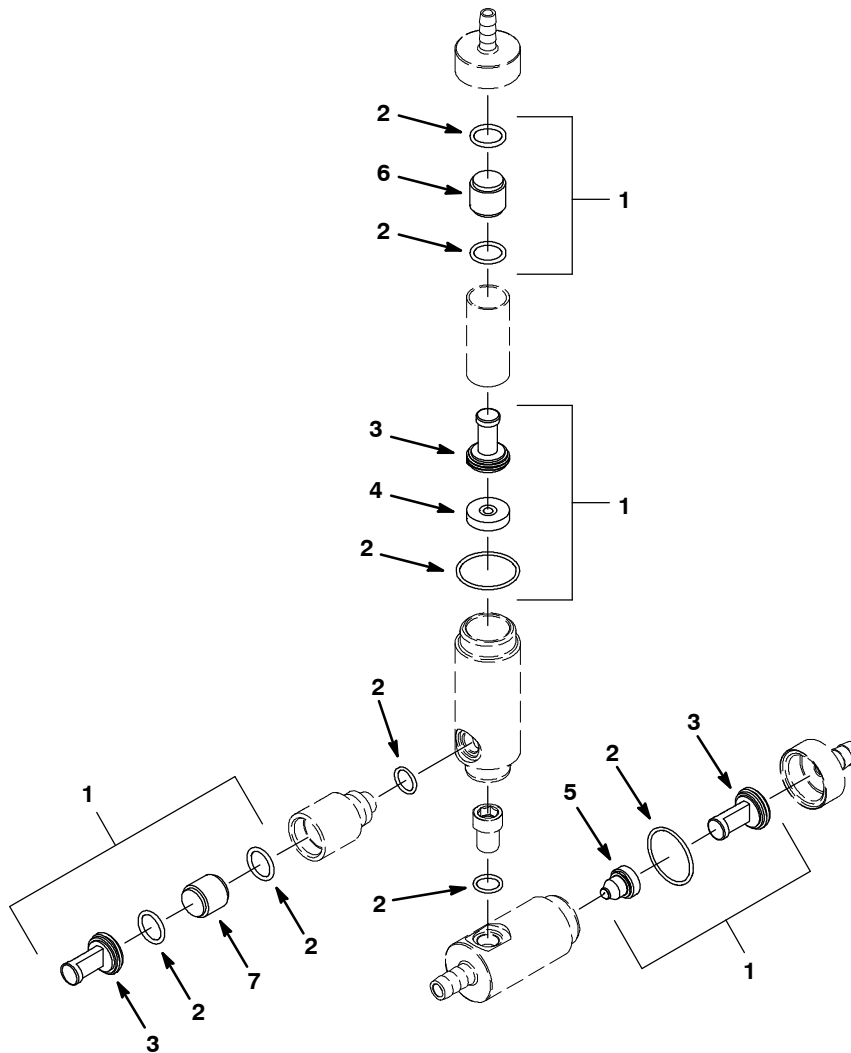
Ref.	Part No.	Serial Number	Description	Qty.
▽	374266	(000000-) Motor, Ele, 36vdc 1800rpm 0.60hp	1
▲	1 374273	(000000-) Bearing Kit, Motor, Ele [Magnetek]	1
▲▽	2 222625	(000000-) Brush Kit, Motor, Ele [Magnetk]	1
▲▲	3 222629	(000000-) Cap,Brush Holder,Motor,Ele[Magnetek]	4
▲	4 10925	(000000-) Connector, Fem, 2cav, Mp630 Sealed	1
▲	5 24537	(000000-) Terminal, Fem, Mp630, 12-10ga [P2s]	2
▲	6 00916	(000000-) Key, Sq, 0.19 X 0.19, 1.50l	1

Fig. 5 - Electric Motor Breakdown, 1038426



Ref.	Part No.	Serial Number	Description	Qty.	
▽	1038426	(015254-) Motor, Ele, 36Vdc 1700Rpm 0.75Hp	1	
▲	1	1039816	(015254-) Bearing Kit, Motor, Ele	1
▲	2	1039818	(015254-) Cap Assy, Brush, Ele Motor	1
▲	3	1039817	(015254-) Brush Kit, Motor, Ele	1
▲	4	20536-2	(015254-) Washer, 0.47b 1.19d .03, Nyl	1
▲	5	00954	(015254-) Key, Sq, 0.12 X 0.12, 01.00l	1

Fig. 6 - FaST Injector Assembly Breakdown, 9003909



354649

Ref.	Part No.	Serial Number	Description	Qty.	
▽	9003909	(015437-) Fast Kit, Injector, Ci[Fast li+]	1	
▲▽	1	9003010	(015437-) Fast Kit, Ci [Inj Rebl, li+]	1
▲▲	2	9003008	(015437-) Fast Kit, Ci, Injector Seals [Fast li+]	1
▲▲	3	9003009	(015437-) Fast Kit, Ci, Injector Filters[Fast li+]	1
▲▲	4	1039982	(015437-) Plate Assy, Orifice, 0.008id, Orange	1
▲▲	5	1039990	(015437-) Plug, Orifice, 0.041, Ss [Fast li+]	1
▲▲	6	1030444	(015437-) Valve, Check, 0002psi [Fast li+]	1
▲▲	7	1030441	(015437-) Valve, Check, 0005psi [Fast li+]	1

Fig. 7 - Drive Wheel Breakdown, 1033016

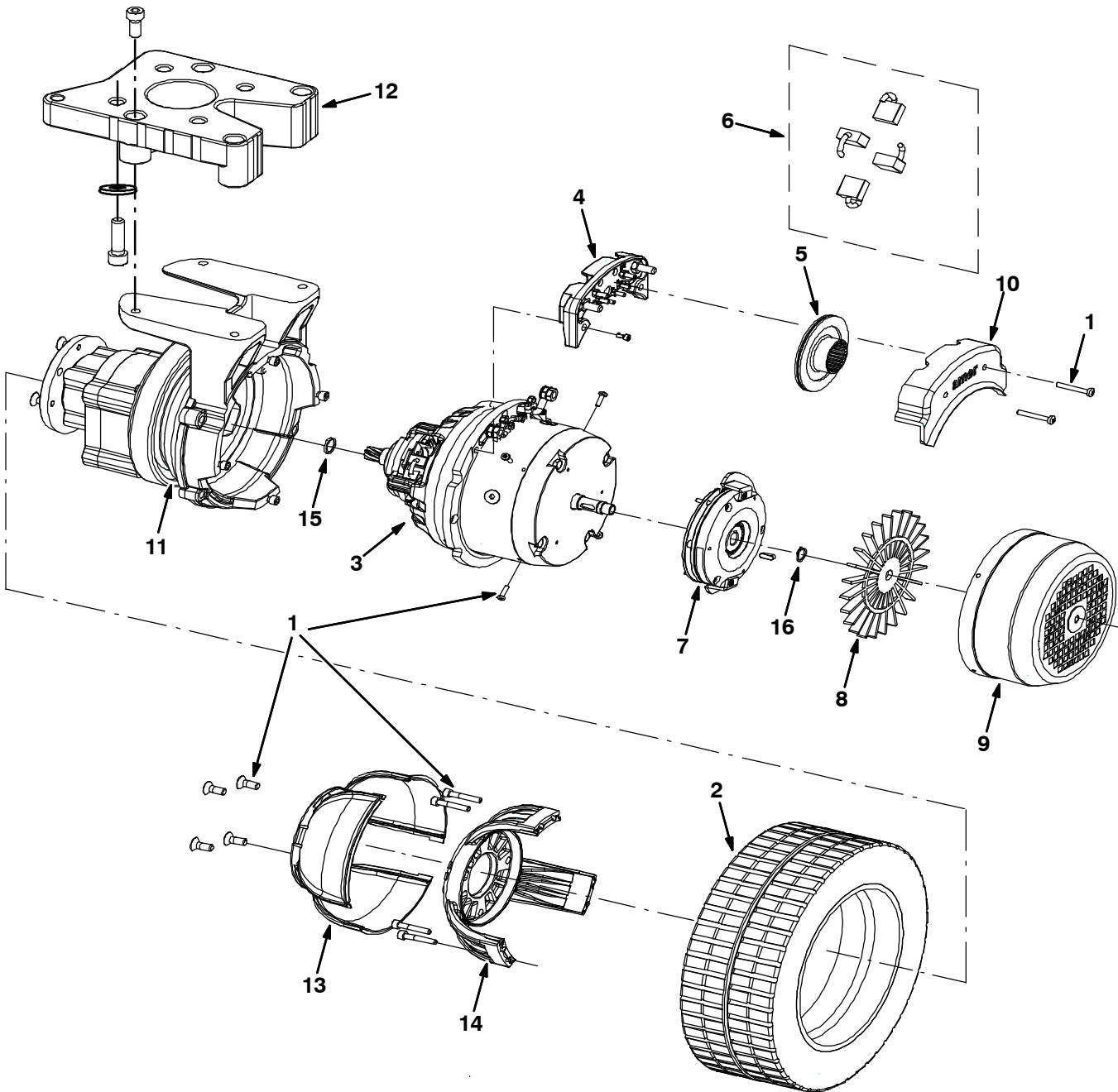


Fig. 7 - Drive Wheel Breakdown, 1033016

	Ref.	Part No.	Serial Number	Description	Qty.
▽		1033016	(000000-) Wheel Assy, Drive	1
▲	1	9003530	(000000-) Screw Kit, Motor	1
▲	2	9003514	(000000-) Tire, Solid, 300Mm X 100Mm Red	1
▲	3	9003515	(000000-) Motor	1
▲	4	9003516	(000000-) Box, Ele, Connection	1
▲	5	9003517	(000000-) Disc, Brake	1
▲	6	9003518	(000000-) Brush Kit, Carbon	1
▲	7	9003519	(000000-) Brake Kit, Gearbox, W/Connector	1
▲	8	9003520	(000000-) Fan	1
▲	9	9003522	(000000-) Cover, Motor	1
▲	10	9003523	(000000-) Cover, Ele, Connection	1
▲	11	9003524	(000000-) Bearing, Ball, Brush Side	1
▲	12	9003525	(000000-) Spacer, Alm	1
▲	13	9003526	(000000-) Cover, Hub	1
▲	14	9003527	(000000-) Hub	1
▲	15	9003528	(000000-) Seal, Ring	1
▲	16	9003529	(000000-) Ring, Retaining	1

SECTION 5

CONTENTS

PAGE

PART NUMBER TO PAGE NUMBER CROSS REFERENCE LIST 5-2
PART DESCRIPTION TO PAGE NUMBER CROSS REFERENCE LIST 5-9

CROSS REFERENCE

PART NUMBER TO PAGE NUMBER CROSS REFERENCE LIST

Part Number	Page Number	Part Number	Page Number	Part Number	Page Number
00912	2-9	06958	3-65	1002899	2-43, 2-55
00916	3-69, 4-5	069760639	2-13	1005086	2-47, 2-49
00918	3-69, 3-71	07259	2-17	1005255	2-43
00928	4-3	07450	2-63	1005302	2-45
00954	4-4, 4-6	07786	2-39, 2-65	1005388	2-55
01150	3-69	07790	3-3, 3-5, 3-7, 3-13, 3-15	1005416	2-7
01314	2-5, 3-90			1005435	2-43, 2-55
01516	2-31, 3-69	07791	2-13, 3-27, 3-29, 3-63	1005508	2-45
01683	2-5, 2-35, 3-21, 3-23, 3-87	08085	3-63, 3-73, 3-83, 3-90	1005552	2-47, 2-49
01684	2-3, 2-25, 2-27, 2-29, 2-31, 2-41, 2-49, 2-59, 2-65, 3-53, 3-59, 3-63, 3-67, 3-69	08170	2-41	1005866	2-45
01685	2-5, 2-27, 2-29, 2-31, 2-33, 2-35, 2-37, 2-39, 2-41, 2-43, 2-49, 2-59, 2-61, 2-63, 2-67, 3-17, 3-51, 3-57, 3-59, 3-61	08171	2-17	1006401	2-57, 2-59
01686	2-23, 2-25, 2-27, 2-33, 2-41, 2-45, 2-55, 2-57, 2-59, 2-63, 2-65, 3-19, 3-49, 3-69, 3-71	08175	2-63	1006410	2-57
01699	3-53	08178	2-63	1006447	2-45
01713	2-13, 3-77	08179	3-89	1008211	2-43
01750	3-69	08181	3-37	1008274	3-73
02076	2-61, 3-61	08182	3-87, 3-89	1008275	3-83
02141	3-59	08708	2-7, 2-13, 2-51, 3-59, 3-63, 3-67, 3-94	1009603	2-49
02356	3-69	08709	2-9, 2-14, 2-39, 2-41, 3-17, 3-57, 3-59, 3-65, 3-87	1010506	2-31
02930	3-53			1010668	2-47, 2-57
02931	2-33, 3-53	08711	2-9, 3-17, 3-57, 3-93	1010684	2-47, 2-49
02942	2-23, 3-65	08712	2-25, 2-27, 2-65, 3-63	1010713	2-47, 2-49
03192	2-9, 3-59, 3-63	08713	2-27, 2-29, 2-31, 2-33, 2-63, 2-67, 3-67, 3-71	1010835	2-45
04051	3-77	08714	2-27, 2-33, 2-45, 2-63, 2-65, 3-49	1010836	2-47, 2-49
04414	2-67			1011403	2-45, 2-49, 2-59
04417	2-63	08716	2-5, 2-27, 2-65, 3-63	1011412	2-47, 2-49
04928	3-69	09007	2-29	1011521	2-45, 2-47, 2-57, 2-59
05134	3-19	09010	3-37, 3-55, 3-59, 3-79, 3-87, 3-90	1013789	2-43
05280	2-11			1013902	2-43
05579	3-35	09011	2-63	1014082	2-43
05584	3-35	09023	2-31	1014673	2-49, 2-59
05594	3-35	09026	2-67	1014750	2-45
05711	2-29	09029	3-17, 3-57	1014851	2-45
05720	2-63	09088	3-65	1014852	2-45
06279	2-63	09120	3-27, 3-29	1014853	2-51
06416	3-59	09162	3-89	1014971	2-55
06459	3-95	09164	3-49	1014974	2-57, 2-59
06474A	3-89	09198	2-3	1014985	2-43, 2-55
06506	3-53	09200	2-47, 2-49	1014987	2-43
06549	2-11, 2-13, 3-5, 3-7, 3-9, 3-11, 3-13, 3-15	09244	2-13, 3-5, 3-7, 3-9, 3-11, 3-13, 3-15, 3-27, 3-29	1015012	2-7
06933	2-11			1015045	2-55, 2-59
06942	2-7, 2-13, 3-3, 3-5, 3-7, 3-13, 3-15	09278	3-51	1015087	2-51
06943	2-7, 2-13, 3-63, 3-67	09291	2-65, 3-49	1015139	2-49, 2-59
06944	2-7, 3-89, 3-94	09480	3-89	1015147	2-49, 2-59
06947	3-59	09738	2-35, 3-25	1015150	2-13
06955	3-65	09739	2-5, 2-35, 3-21, 3-23, 3-25, 3-87	1015163	2-45
06956	2-41	09740	2-5, 2-7, 2-29, 2-31, 2-37, 2-39, 2-41, 2-43, 2-57, 2-59, 3-67, 3-73, 3-83	1017015	1-1, 2-43, 2-55
		09741	2-21	1017022	1-1, 2-43, 2-55
		09744	2-31	1017079	3-46
		09767	2-67	1017101	2-39
		1002789	2-47, 2-49	1017218	2-35, 2-39
		1002898	2-43, 2-55	1017248	3-7, 3-11, 3-15
				1017250	3-5, 3-9, 3-13
				1019180	3-46, 3-47
				1019242	3-47
				1019285	2-35, 3-19
				1022252	2-29
				1023365	2-35
				1024488	2-39
				1024692	1-1, 2-39

CROSS REFERENCE

Part Number	Page Number	Part Number	Page Number	Part Number	Page Number
1024784	2-39	1035422	2-23	10632-2	3-5, 3-7, 3-9, 3-11, 3-13, 3-15
1027372	2-75	1035425	2-37, 3-23	10632-9	2-41
1027798	3-5, 3-7, 3-9, 3-11, 3-13, 3-15	1035429	2-23	10912	2-37, 3-23
1027800	3-5, 3-7, 3-9, 3-11, 3-13, 3-15	1035432	3-13, 3-15	10925	4-3, 4-4, 4-5
1028029	2-67	1035444	2-39	10959	2-55, 3-19, 3-71
1028579	2-47	1035449	2-39	11109	2-21
1028582	2-45	1035513	3-79	11211	2-63, 3-49
1028586	2-51	1035514	3-90	11329	3-67, 3-69, 3-71
1030441	4-7	1035515	3-17	11635	2-49, 2-59
1030444	4-7	1035516	3-17, 3-57	11771	2-3
1031699	1-1, 2-35, 2-39, 3-21	1035517	3-57	11772	2-3
1031700	3-39, 3-41	1035518	3-63	11773	2-3
1031717	3-89	1035627	2-11	11777	2-3
1032917	2-35	1035752	3-49	11778	2-3
1032918	2-39	1035845	3-95	11780	2-3
1033016	2-17, 4-9	1035863	3-49	11781	2-3
1034172	2-55	1035870	2-11, 3-19	12083	2-41
1034262	3-89	1035929	2-5	12267	3-89
1034297	2-37	1035954	2-14	12269	3-69, 3-71
1034299	3-23	1036123	2-13	12273	2-35, 2-49, 2-59, 3-17, 3-57
1034356	2-37	1036417	2-67	12274	3-89
1034357	2-37	1036447	2-74	12312	3-95
1034413	2-19	1036528	2-5	12316	2-35, 3-21, 3-23
1034485	2-19	1036529	2-61	12694	3-31, 3-35
1034539	3-29	1036530	3-87	140145	3-65
1034541	3-27	1036531	3-53	14799	2-9
1034705	2-39	1036532	3-53	14838	2-3
1034738	2-5	1036533	3-53	14864	2-35, 3-21
1034739	3-63	1036534	3-51	14877	3-19
1034740	3-63	1036535	3-51	14880	2-35, 3-21
1034891	2-19	1036537	3-51	150100	2-45
1034912	2-9	1037062	3-97	150208	3-33
1034913	2-43, 2-55	1037102	2-17	15047	2-27, 2-33
1034995	2-7	1037103	2-17	150525	2-43
1034999	3-3, 3-5, 3-7, 3-9, 3-11	1037108	2-55	15173	3-73, 3-83
1035000	3-67	1037264	2-55	15539	2-3
1035018	2-39	1038388	3-97	15648	2-23, 3-49, 3-87
1035030	1-1, 2-39	1038426	2-31, 4-6	15675	2-37, 3-59
1035032	1-1, 2-35, 2-39	1039367	2-17	15678	2-25, 2-31, 3-73, 3-83
1035033	1-1, 2-35, 2-39	1039392	3-5, 3-7, 3-9, 3-11, 3-13, 3-15	15846	2-74
1035041	3-63	1039407	2-39	16236	2-7, 2-27
1035073	2-35	1039617	2-37, 3-23	16735	2-9
1035106	2-41	1039816	4-6	16906	2-11
1035123	2-7	1039817	4-6	16931	2-5, 2-9, 2-13, 2-43, 2-55, 3-27, 3-29, 3-49, 3-63, 3-65, 3-69, 3-89
1035124	2-35	1039818	4-6	16944	2-55
1035129	2-5	1039982	4-7	16951	2-35, 3-3, 3-5, 3-7, 3-9, 3-11
1035130	3-37, 3-55	1039990	4-7	17188	2-45, 2-55, 3-19
1035140	3-53, 3-61	1040157	2-19	17461	2-23
1035210	3-27, 3-29	1041766	2-37, 3-23	18778	2-74
1035213	2-5	1041772	2-37, 3-23	19066	2-13, 3-3, 3-5, 3-7, 3-9, 3-11, 3-13, 3-15
1035220	3-63	1042513	2-19	19312	2-13
1035224	3-63	1042514	2-19	19324	2-13, 3-77
1035229	3-77	1043177	2-37	19903	3-39, 3-41
1035239	3-69, 3-71	1043317	2-57, 2-59	20170	2-13, 3-77
1035264	3-65	1043854	2-55		
1035276	3-77	10632-12	2-19		
1035283	3-67	10632-13	2-5, 3-90		
1035290	3-77	10632-14	2-7, 3-75		

CROSS REFERENCE

Part Number	Page Number	Part Number	Page Number	Part Number	Page Number
20171	2-23, 2-65, 3-65	222835	2-29	223351	4-3
20175	2-63	222836	2-25	223352	4-3
20536-1	3-65	222846	3-45, 3-61	223353	2-5
20536-2	4-4, 4-6	222877	4-4	223355	2-61, 3-61
20810	2-39	22290	3-87	223356	2-61, 3-61
20932	3-39, 3-41	223043	2-5	223358	2-25, 4-3
21120	3-59	223044	2-5	223360	2-63
222066	2-67	223046	2-14	223361	2-61, 3-61
222113	2-41, 3-75	223047	2-14	223362	2-61
222124	2-37	223054	2-63	223364	2-61, 3-61
222130	2-67	223057	4-2	223365	2-74
222158	3-75	223058	2-13	223373	3-43
222176	2-31	223061	2-9	223377	3-45
222177	2-31	223065	2-9, 3-59	223382	2-75
222184	2-31	223072	2-9	223400	2-29
222190	2-41	223073	2-9	223412	2-29
222205	2-29	223074	2-9	223414	3-49
222209	2-31	223075	2-9	223428	3-49
222233	2-65	223078	2-7	223430	3-49
222244	2-67	223080	2-7	223433	3-49
222260	2-67	223142	2-21	223442	2-29
222267	2-11	223152	2-17	223450	3-49
222268	2-67	223153	2-17	223459	2-23
222280	3-43	223154	2-17	223464	2-23
222290	2-52, 2-74, 3-81, 3-91	223157	2-17	223478	2-25
222310	2-3	223158	2-17	223489	2-27
222311	2-3	223159	2-17	223492	3-27
222312	2-3	223160	2-17	223496	3-25, 3-75
222349	3-35	223161	2-17	223497	2-39
222375	3-75	223197	2-17	223499	2-39
222415	1-1, 2-67	223198	3-75, 3-95	223500	3-19
222416	1-1, 2-67	223218	2-63	223507	2-37
222417	2-67	223227	2-63	223508	2-9
222433	1-1, 2-67	223228	1-1, 2-35	223512	2-23
222434	1-1, 2-67	223229	2-65	223515	2-41
222435	1-1, 2-67	223233	2-41	223516	2-25
222460	3-65	223235	2-41	223517	2-23, 3-49
222467	3-59	223238	2-41	223518	2-23, 3-49
222473	3-43, 3-45	223246	2-61	223519	1-1, 2-25
222481	3-77	223247	2-41	223520	1-1, 2-25
222493	2-14	223248	2-7	223521	3-25
222496	2-67	223253	2-5	223522	3-27, 3-29
222504	3-87	223258	2-39	223523	3-25
222516	2-39	223259	2-37	223525	1-1, 2-37, 3-23
222523	2-29	223262	2-37	223532	1-1
222606	4-3	223264	1-1, 2-37, 3-23	223533	2-35, 3-21
222618	4-3	223266	2-37, 3-23	223537	2-25
222625	4-4, 4-5	223267	3-23	223538	2-25
222629	4-4, 4-5	223285	2-11	223541	2-65
222635	4-4	223286	3-23	223545	2-17
222637	4-4	223291	2-33	223546	2-5
222648	3-59	223293	2-33	223547	2-63
222669	2-29	223297	2-67	223560	2-31
222670	2-29	223304	2-33	223561	2-31
222751	2-31	223316	2-75	223563	2-31
222752	2-31	223317	2-75	223564	2-31
222794	2-67	223330	2-7	223566	2-31
222818	2-31	223332	2-11, 3-19	223568	1-1, 2-31
222820	2-31	223350	2-5, 3-37, 3-55, 3-79, 3-90	223569	1-1, 2-31
222826	2-29			223580	2-29

CROSS REFERENCE

Part Number	Page Number	Part Number	Page Number	Part Number	Page Number
223589	2-33	32491	2-7, 2-9, 2-13, 2-17, 2-43, 2-55, 3-27, 3-29, 3-49, 3-59, 3-65, 3-71, 3-79, 3-89, 3-90	369408	2-23
223590	2-67			369415	3-53
223593	1-1, 2-67			369434	3-51
223595	3-92			369435	3-59
223597	3-92	32492	2-9, 2-23, 3-49, 3-59, 3-65	369449	2-37, 3-23
223599	2-7, 3-94			369451	2-37
223603	2-9	32493	2-9, 2-23, 3-65, 3-85	369453	2-37
223605	3-94	32501	2-35, 3-21	369454	2-5
223606	1-1, 2-67	32508	2-35, 3-21	369455	3-23
223607	1-1, 2-67	32548	2-5	369456	3-23
223608	1-1, 2-67	32613	2-35, 3-21	369460	2-31
223609	2-27, 2-33	32614	2-35, 3-21	369462	3-59
223623	1-1	32669	2-35, 3-21	369466	3-59
223637	2-27	32720	3-69, 3-71	369470	3-59
223638	3-43	32746	2-3	369473	3-59
223639	3-43	32980	2-13, 2-41, 3-77	369474	3-59
223640	3-25	32982	2-13	369478	3-59
223641	3-45, 3-61	32983	2-7	369481	3-59
223645	2-23	32984	2-13, 3-77	369487	3-59
223654	2-33	32989	2-51	369488	3-53
223669	1-1	331550	3-97	369496	3-59
223672	2-27	331551	3-97	36959	3-49
223677	4-2	331552	3-97	369702	2-5
223678	4-2	331553	3-97	369781	3-65
223679	3-46, 3-47	331554	3-97	369795	3-73, 3-83
223695	3-93	331555	3-97	369796	3-73, 3-83
22892	2-61, 3-61	33806	2-7, 2-9	369865	3-19
23456	3-39, 3-41	33807	2-7, 2-51	369869	3-19
23683	3-65	33925	2-33	369889	2-39
24174	2-35, 3-21	33944	2-61	370093	2-3
24199	3-87	33948	2-63	370095	2-3
24265	2-43	33950	3-17, 3-57	370100	2-67
24299	2-3	360357	3-89	374000	2-75
24358	2-35, 2-39, 3-21	360369	2-7	374004	4-4
24537	4-3, 4-4, 4-5	360370	2-7	374008	2-29
25015	2-67	360518	2-5	374043	2-3
25312	3-95	360973	2-39	374077	3-35
25537	2-7	361076	2-11	374175	2-31, 4-4
25709	2-27, 2-33	361144	2-11	374266	3-69, 4-5
25735	2-65	363087	3-87	374273	4-5
25778	3-39	364085	3-37, 3-55	374299	2-17
25781	3-41	365095	3-19	375014	3-39, 3-41
25783	3-39, 3-41	36619	3-87	375176	4-4
26395-1	3-67, 3-83	36643	2-63	375177	4-4
27048	2-45	369319	2-21	375178	4-4
28096P	2-3, 3-73, 3-83	369337	3-49	375179	4-4
29558	3-65	369338	2-33	375195	2-31
29570	3-69, 3-71	369343	2-27	375411	2-7
30013	2-37, 3-23, 3-27, 3-29	369345	2-21	376727	2-57
30533	3-93	369349	3-3, 3-5, 3-7	377328	3-59
32124	2-25	369359	3-49	377333	2-31
32408	3-69, 3-71	369362	3-59	377349	2-35, 2-39
32483	2-7, 3-13, 3-15, 3-51, 3-63, 3-67, 3-73, 3-77, 3-83, 3-89, 3-94	369371	3-59	377364	2-25
		369372	3-59	377384	2-3
		369373	3-59	377391	2-3
32485	3-63	369386	3-51	377433	2-11
32486	2-23, 3-17, 3-49, 3-57, 3-89, 3-93	369400	3-3, 3-5, 3-7, 3-9, 3-11	377505	1-1, 2-31
		369401	2-23	379202	2-31
32490	2-13, 2-65, 3-49, 3-63, 3-65, 3-87, 3-89	369402	3-49	382726	3-69, 3-71
		369403	2-21	383713	2-17

CROSS REFERENCE

Part Number	Page Number	Part Number	Page Number	Part Number	Page Number
383721	2-51	392219	3-69	398511	2-37
383723	2-14	392222	2-3, 3-69	398513	2-37
383724	3-77	392232	3-73, 3-83	398520	2-37, 3-23
383725	2-13	392233	3-65	398526	2-51, 3-3, 3-5, 3-7
383728	3-23	392234	3-69	398806	3-63
383910	3-63, 3-87, 3-90	392238	3-73	40758	2-63
385612	3-59	392239	3-67	41169	3-53
385617	2-37, 3-23	392240	3-69	41178	2-5, 2-7, 3-94
385618	3-19	392241	3-69	41185	3-69, 3-71
385624	3-19	392244	3-73, 3-83	41186	2-25, 3-63, 3-69, 3-73, 3-83
385632	3-29	392254	3-75	41187	2-9, 3-87
385646	2-65	392256	3-75	41305	3-87
385650	2-17	392258	3-75	41341	3-87
385665	3-19	392261	3-67	41345	3-93
385666	3-19	392266	3-89	41358	2-23
385667	3-19	392267	3-87	41359	3-67
385678	2-65	392269	3-87	41360	2-31, 3-69
385680	2-63	392270	3-87	41421	2-35, 3-21
385685	2-35, 3-19	392277	3-87	41430	3-59, 3-63
385726	2-19	392287	3-67	41451	2-35, 3-21
385727	2-19	392288	3-67	41454	2-35, 3-21
385742	4-2	392291	3-67	41579	2-3
385766	3-96	392293	3-91	41619	2-21, 3-53
386810	2-13, 3-77	39277	3-87	41698	3-87
387151	3-87	39279	3-65	41702	2-13
387700	2-19	39283	3-59	42384	2-25
389865	2-67	393057	2-13	43611	2-41
39005	2-63, 2-67, 3-51	393058	2-13	43844	3-25
39019	2-27, 2-33	393059	3-65	43953	2-65
390665	3-49	393060	3-65	44078	2-13
390992	2-23, 3-49	393063	3-63	44906	2-27, 2-33
390996	2-31	393065	3-63, 3-65	44961	2-25, 2-31
391401	2-9	393071	3-85	45280	2-33
391451	2-39	393074	2-37, 3-23	45405	2-13
391920	2-52	393077	3-85	45960	2-23, 3-49
391980	3-47	393078	3-85	45962	2-61
392104	3-83	393080	3-85	46657	3-89
392143	3-63	393083	3-85	46820	2-9
392144	3-63	39312	3-89	48733	3-39, 3-41
392151	3-63	39313	3-59	48734	3-39, 3-41
392152	3-77	39349	2-9, 2-13, 3-77	48748	3-69
392154	3-73, 3-83	39350	3-59	48749	3-71
392158	3-65	39648	2-41, 3-77	48755	4-2
392166	3-83	397034	3-89	48758	4-2
392173	3-75	397056	2-3, 3-89	48790	3-51
392182	3-81	397060	3-65	49186	3-25
392183	3-91	397061	3-89	49225	2-17
392195	3-63	397064	3-89	49263	3-65
392198	3-65	397200	3-89	49266	2-43, 2-55, 3-3, 3-5, 3-7, 3-9, 3-11, 3-13, 3-15
392200	3-67	397225	3-67	49287	2-61
392202	3-67	397609	2-13	49694	2-67
392203	3-67	397638	3-49	49826	2-35, 2-37, 2-39, 2-61, 3-23
392204	3-67	397644	2-35, 3-3, 3-5, 3-7, 3-9, 3-11	50682	2-23, 3-49
392207	3-69	397918	2-3	50850	2-13
392208	3-69	397978	2-3	50902	2-23, 3-49
392209	3-69	398304	2-67	51225-1	2-23
392213	3-69	398307	2-65		
392214	3-71	398474	2-45		
392215	3-69, 3-71	398500	3-77		
392216	3-71				

CROSS REFERENCE

Part Number	Page Number	Part Number	Page Number	Part Number	Page Number
51317	3-49	59009	2-7	74455	2-5, 2-19, 2-29, 3-5, 3-7, 3-9, 3-11, 3-13, 3-15, 3-69, 3-77
51534	3-49	59156	3-69, 3-87	75611	2-35, 2-39, 3-19
51559	2-9	59658	2-17	75635	3-39, 3-41
54093	2-5	59668	3-87	76062	2-13
54333	2-25, 2-29, 2-41, 2-45, 2-47, 2-49, 2-55, 2-57, 2-59	59861	3-49	76075	3-25
54400	3-65	59965	3-87	76099	2-29, 2-31, 2-33
54623	3-65	602036000	3-33	763115	3-81, 3-91
54660	3-37, 3-55, 3-59	611010	2-55	763116	3-69
55094	3-59	613732	3-33	76570	3-65
55248	2-43, 2-55, 3-3, 3-5, 3-7, 3-9, 3-11, 3-13, 3-15	613735	2-43, 2-55	768897	3-75
55272	3-5, 3-7, 3-9, 3-11, 3-13, 3-15	62595-4	2-9, 3-3, 3-5, 3-7, 3-9, 3-11	77335	3-89
56106	2-17	630358	3-87	77347	2-27, 2-65
57164	2-13, 3-3, 3-5, 3-7, 3-25, 3-77	630447	3-65	77488	2-63
57167	2-13	63244-3	3-75	78122	3-25
57220	3-13, 3-15	63245-1	2-25, 2-29	78553	2-11
573073	2-55	63416	2-65	79246	3-87
57751	2-13, 3-3, 3-5, 3-7, 3-25, 3-77	63810	2-41, 2-55, 2-57, 2-59, 3-19	79273-1	2-47, 2-49
57772	2-14	63987-1	2-29, 2-57, 2-59	79273-2	3-19
57803	2-13	64173	2-27, 2-33	79273-4	2-41
578060000	3-33	64425	2-27, 2-33, 2-63	79320	2-35, 3-21
578061000	3-33	64740	2-45	79451	3-75
578063000	3-33	64743	2-45, 2-49, 2-59	79484	3-25
578064000	3-33	64778	2-45	79506	2-27
578066000	3-33	65340	3-33	80127	3-73, 3-83
57807	2-13, 3-25	65341	3-31	80491	3-89
578071000	3-31	65342	3-25	81580	3-63, 3-90
578072000	3-31	65557	3-25	81581	3-63, 3-90
578074000	3-33	65561	2-13	81582	3-87
578077000	3-33	65580	3-27, 3-29, 3-35	81919	3-73, 3-83
578078000	3-33	65582	3-33	82138	1-1, 2-67
578091000	3-33	65610	3-33	82727	2-5
578094000	3-33	65665	2-11	82839	2-19
578123000	3-33	66185	3-59	82889	2-23, 3-65
578124000	3-33	67312	2-23, 2-65, 3-65	83380	3-59
578125000	3-33	67366	2-29	86328	2-43
578126000	3-33	67767	2-7	86330	3-13, 3-15
578143000	3-33	69234	2-41, 2-57, 2-59	86332	3-13, 3-15
578154000	3-33	69461	2-7	86509	2-45
578155000	3-33	69571	2-9	86636	2-39
578160000	3-31	69582	2-27, 2-33	86759	2-27, 2-33
578161000	3-33	69785	3-19	86780	2-23, 3-65
578164000	3-33	71090	2-65	86781	2-23, 2-65, 3-65
578214000	3-33	71211	2-65	86824	2-45, 3-25
578276000	3-31	71257	2-65	86859	1-1, 2-27, 2-33
578318000	3-31	71525	3-13, 3-15	86860	2-27, 2-33, 2-41
578439	3-33	71607	2-27, 2-33	86865	1-1, 2-27, 2-33
578820000	3-31	71608	2-27, 2-33	86866	2-23, 3-65, 3-89
578821000	3-33	71658	2-63	86952	3-65
579112	3-33	71793	2-41	87318	2-13
58078	3-59	72084	3-89	87435	2-61, 3-61
58366	2-17, 2-47	72968	3-27, 3-29, 3-35	9000845	3-7, 3-11, 3-15
58595	3-49	72970	3-39, 3-41	9000846	3-5, 3-9, 3-13
58670	2-13	73142	2-35	9000879	3-5, 3-7, 3-9, 3-11, 3-13, 3-15
		73468	3-19	9001056	3-46
		73471	3-75	9001061	3-47
		74077	2-31, 2-33	9002021	1-1, 2-43, 2-55
				9003008	4-7

CROSS REFERENCE

Part Number	Page Number
9003009	4-7
9003010	4-7
9003159	3-3
9003161	3-15
9003163	3-13
9003165	3-11
9003167	3-9
9003169	3-23
9003171	3-17
9003172	2-37
9003179	2-37, 3-23
9003180	2-7
9003182	3-37
9003184	2-7
9003186	2-35, 2-39
9003192	2-9
9003196	3-61
9003198	3-57
9003213	3-5
9003214	3-7
9003330	3-95
9003514	4-9
9003515	4-9
9003516	4-9
9003517	4-9
9003518	4-9
9003519	4-9
9003520	4-9
9003522	4-9
9003523	4-9
9003524	4-9
9003525	4-9
9003526	4-9
9003527	4-9
9003528	4-9
9003529	4-9
9003530	4-9
9003614	2-19
9003619	2-37, 3-23
9003767	2-19
9003786	3-65
9003909	2-55, 4-7

PART DESCRIPTION TO PAGE NUMBER CROSS REFERENCE LIST

A

- Actuator Kit, Lift, Pre-Sweep, Replmt,Ci, 3-65
 Actuator, 36vdc, 05.0strk, 600lb, 2-23, 3-49
 Actuator, 36vdc, 06.0strk, 300lb, 2-63
 Adapter, Head / Wand [17b/E], 3-33
 Alarm Assy, Backup, 12-48vdc
 82-102dba, 3-3, 3-5, 3-7
 Alarm Kit, Backup, A/V, Ci [T15], 3-5
 Alarm Kit, Backup, A/V, Fish, Ci [T15], 3-7
 Alarm Kit, Backup, Ci [T15], 3-3
 Angle Wldt, Mtg, Cyl Head, Scr, 2-29
 Angle, Cover, Tool Lift, 3-49
 Angle, Latch Strike, 3-63
 Arm Wldt, Brush, Main, Drive, 3-69
 Arm Wldt, Brush, Side, Rh, 3-73
 Arm Wldt, Lift, Tool, 3-49
 Arm Wldt, Safety, Seat, 3-51
 Arm Wldt, Safety, Sppt, Seat, .38d 06.5d, 2-7
 Arm Wldt, Stop, Battery, 3-53
 Arm, Brake, Side Brush, 3-87
 Arm, Brush, Pre-Sweep, Idler, Lh, 3-71
 Arm, Brush, Side, Lh, 3-83
 Arm, Brush, Side, Lift, 3-87
 Arm, Brush, Side, 3-87
 Arm, Flat, Stop, Battery, 0.31, 3-59
 Arm, Lower, 3-65
 Arm, Valve, Water, 1.6 Sl / .27h, Offset, 2-41
 Assy, Star, 2.00d 3ear M08x1.25 4.3, 2-65
 Axle, Wand [17b/E], 3-33
- B**
- Bag, Power, 3-27, 3-29, 3-35
 Bar Wldt, Mtg, Battery [Rlr], 3-53
 Bar Wldt, Mtg, Sqge, Lh, 2-33
 Bar Wldt, Mtg, Sqge, Rh, 2-33
 Bar, Rnd, Plstc, 0.38d 25.0l, 2-39
 Battery Kit, R/O, Ci [T15], 3-61
 Battery Kit, Wet, 36vdc 0335ah, Ci, 3-45
 Battery Kit, Wet, 6-06vdc 0235ah, Ci, 3-43
 Battery, Wet, 06vdc 0235ah, 3-43
 Battery, Wet, 06vdc 0335ah, 3-45, 3-61
 Bearing Assy, 2.33d 1.25b Cup / Cone Kit, 2-17
 Bearing Assy, W/ Shaft, 3-69, 3-71
 Bearing Kit, Motor, Ele [Magnetek], 4-5
 Bearing Kit, Motor, Ele, Hd F/375175, 4-4
 Bearing Kit, Motor, Ele, 4-6
 Bearing Kit, Wheel, Front Drive, Ci, 2-17
 Bearing, Ball, 0.59b 1.26d 0.35w[2seal], 2-31
 Bearing, Ball, 0.59b 1.26d 0.35w, 3-69
 Bearing, Ball, 0.75b 1.38d 0.50w, 2-9
 Bearing, Ball, 0.75b 1.57d 0.47w, 2-21
 Bearing, Ball, Brush Side, 4-9
 Bearing, Ball, Motor, Ele [Av], 4-2
- Bearing, Flng, 2hole, 0.75b [Nyl], 2-9, 3-59
 Bearing, Flng, 2hole, 1.25b [Indiv Pkg], 3-49
 Bearing, Motor, Ele [Magnetek], 4-4
 Bearing, Motor, Ele, Hd [Magnetek], 4-4
 Bearing, Needle, 0.25b 0.88d 0.50w, 3-53
 Bearing, Thrust, 0.50b 0.87d 0.06w, 2-27, 2-33, 2-41
 Bearing, Thrust, 0.66b 1.25d 0.06w, 2-63
 Bearing, Thrust, 2.75b 3.63d 0.13w, 2-17
 Bearing, 4-3
 Bellcrank Wldt, Lift, Sqge, Rear, 2-63
 Bellcrank, Lift, Sqge, 2-27, 2-33
 Belt Kit, Drive, Brush, F/222201, Replmt, 1-1, 2-31
 Belt, V, 24.0l [3l], 3-69
 Belt, V, 29.3l [3l], 3-69
 Bezel, Panl, Touch, 2-11
 Blade Kit, Sqge, Rbr [900mm], 1-1, 2-67
 Blade, Sqge, 300.8mml, Wand [17b/E, G], 3-33
 Blade, Sqge, Front, 47.41l Oil-Rstn[36"], 1-1, 2-67
 Blade, Sqge, Front, 47.41l Rbr [36"], 1-1, 2-67
 Blade, Sqge, Front, 47.41l Rbr [900mm], 1-1, 2-67
 Blade, Sqge, Rear, 49.37l Gum [36"], 1-1, 2-67
 Blade, Sqge, Rear, 49.37l Linatex[900mm], 1-1, 2-67
 Blade, Sqge, Rear, 49.37l Pyu [36"], 1-1, 2-67
 Bladeholder Wldt, Sqge, Disk, Lh, 2-27
 Bladeholder Wldt, Sqge, Disk, Rh, 2-27
 Block, Centering, 2-65
 Block, Sqge, Adj, 2-65
 Block, Stop, Lock, Battery Cart, 3-59
 Bolt, Carriage, .38-16 X 2.50, 5, 3-69
 Bolt, Shld, .50d X 4.25, .38-16, 2-23, 3-49
 Boot, 90deg .50id .57id X .84id 1.0l,Blk, 2-61, 3-61
 Boot, Dome, .72id .72l, Clear, 2-13, 3-3, 3-5, 3-7, 3-25, 3-77
 Box Wldt, Battery, R/O [No Battery], 3-53, 3-61
 Box, Ele, Connection, 4-9
 Brace Kit, Motor, Ele [Magnetek], 4-4
 Brace Wldt, Mtg, Seat, Ohg, 3-51
 Bracket Wldt, Actuator, Sppt, 2-23
 Bracket Wldt, Bar, Spray, 900mm [7200], 2-59
 Bracket Wldt, Bar, Spray, 900mm, 2-49
 Bracket Wldt, Box, Detgt, 2-43, 2-55
 Bracket Wldt, Lift, Sqge, 2-65
 Bracket Wldt, Light / Alarm, 3-3, 3-5, 3-7, 3-9, 3-11
 Bracket Wldt, Mtg, Fan, 3-23
 Bracket Wldt, Mtg, Motor, 3-89
 Bracket Wldt, Mtg, Seat Prop & Spring, 2-23
- Bracket Wldt, Pivot, 2-65
 Bracket Wldt, Wand, Power, 3-27, 3-29
 Bracket Wldt, Wheel, Sqge, 2-67
 Bracket, Actuator, 3-65
 Bracket, Angle, Cover, 2-39
 Bracket, Angle, Keeper, Cable, 3-65
 Bracket, Angle, Mtg, Sqge, 2-33
 Bracket, Angle, Mtg, 2-5
 Bracket, Angle, Tray, 2-5
 Bracket, Axle, 1 Hole [17b/E], 3-33
 Bracket, Axle, 3 Hole [17b/E], 3-33
 Bracket, Bar, Spray, 2-49, 2-59
 Bracket, Connector, 2-61
 Bracket, Cover, 3-63
 Bracket, Demister, 2-37
 Bracket, Extinguisher, Fire, 3-95
 Bracket, Guide, Hose, 2-29
 Bracket, Lift, Mtg, 2-23
 Bracket, Lock, Seat, 2-7
 Bracket, Mtg, Brake Pedal, 2-19
 Bracket, Mtg, Light, Ohg, 3-13, 3-15
 Bracket, Mtg, Motor, 2-31
 Bracket, Mtg, Pump, 3-19
 Bracket, Mtg, Vacfan, 2-37
 Bracket, Mtg, 2-35, 2-39, 3-25
 Bracket, Protector, Float Switch, 2-35, 3-19
 Bracket, Pump, Soltn, 2-55
 Bracket, Retainer, Spring, 2-3
 Bracket, Rod, Prop, 3-65
 Bracket, Shield, 2-31
 Bracket, Sppt, Tank, Soltn, 2-39
 Bracket, Stop, Battery Case, 3-59
 Bracket, Timer, 2-51
 Bracket, Wand, Handle, 3-33
 Bracket, Wand, Power, 3-27, 3-29
 Bracket, Wand, Valve Mtg, 3-33
 Brake Kit, Gearbox, W/Connector, 4-9
 Brush Assy, Carbon, Motor, Ele, 3-73, 3-83
 Brush Assy, Disk, Scb, Nylon, 2-3
 Brush Assy, Disk, Scb, Polypropylene, 2-3
 Brush Assy, Disk, Scb, Super Abrasive, 2-3
 Brush Assy, Disk, Swp, 15.0 D, Polypropylene (Presweep), 2-3
 Brush Assy, Disk, Swp, 15.0 D, Pyp, 3-73, 3-83
 Brush Assy, Disk, Swp, 17.5d, Polypropylene (Sidebrush), 2-3
 Brush Assy, Disk, Swp, 17.5d, Pyp, 3-89
 Brush Kit, Carbon, 4-9
 Brush Kit, Motor, Ele [lp], 4-3
 Brush Kit, Motor, Ele [Magnetk], 4-4, 4-5
 Brush Kit, Motor, Ele, 4-6
 Brush Kit, Motor, Fan 24 & 36 Vdc, 2-37, 3-23
 Brush Kit, Side, Lh, Ci, 3-83
 Brush, Motor, Ele [Av], 4-2
 Brush, Power Wand, W/ Fastener, Abr, 3-33
 Brush, Power Wand, W/ Fastener, Pyp, 3-33
 Brush, Scb, 36l, Abrasive, 2-3

CROSS REFERENCE

- Brush, Scb, 36l, Polypropylene Grout, 2-3
Brush, Scb, 36l, Polypropylene, 2-3
Brush, Scb, 36l, Soft Nylon, 2-3
Brush, Swp, 32l, 6dr, Polypropylene, 2-3
Brush, Swp, 32l, 6dr, Pyp, Spl, 3-69
Brushholder, Motor, Ele, 3-73, 3-83
Bumper Kit, Rlr, Side, Ci [T15], 3-37
Bumper Wldt, Battery, R/O, 3-37, 3-55
Bumper Wldt, Side, Scb, 2-5
Bumper Wldt, Side, 3-79
Bumper, Rbr, 2.5d X 1.00, 3-59
Bumper, Sqge, 2-67
Bushing, Flng, 0.44b 1.25d 0.25l, 3-87
Bushing, Flng, 0.50b 0.59d 0.38l, 2-23, 3-49, 3-69, 3-87
Bushing, Flng, 0.50b 0.66d 0.38l, Ss, 3-65
Bushing, Flng, 0.63b 0.75d 0.38l, 2-65
Bushing, Sleeve, 0.50b 0.59d 0.38l, Stil, 2-27, 2-33
Bushing, Sleeve, 0.63b 0.72d 0.38l, 2-27, 2-33
- C**
- Cable Assy, 04ga .34ring /.34ring, 175a, 2-61, 3-61
Cable Assy, 06ga Red / Blk, 050a /175a (Japan Only), 3-47
Cable Assy, 06ga Red / Blk, 050a /175a, 3-46, 3-47
Cable, 04ga 08.0l Blk .34ring /.34ring, 2-61, 3-61
Cable, 04ga 12.0l Blk .34ring /.34ring, 2-61, 3-61
Cable, 04ga 18.0l Blk .34ring /.34ring, 2-61, 3-61
Cable, 06ga 07.0l Blk .28ring /.34ring, 2-74
Cable, 06ga 07.0l Blk .34ring /.34ring, 2-74
Cable, 06ga 11.0l Blk .28ring /.34ring, 2-74
Cable, 06ga 46.0l Blk .34ring /.34ring, 2-17
Cable, 06ga 52.0l Blk .34ring /.34ring, 2-17
Cable, Cover, Recvy Tank, 2-39
Cable, Glv .13d 014.9l .41eye / M10, 3-89
Cable, Glv .19d 028.3l .4clevis /.55eye, 3-65
Cable, Ss .12d 015.6l .2clevis /.2clevis, 2-63
Cable, Ss .13d 015.7l .25eye / M06-1.0, 3-67
Cam, Adj, Sqge, 2-67
Cap Assy, Brush, Ele Motor, 4-6
Cap Assy, Soltn, W/ Valve [Posi Cntrl], 3-39, 3-41
Cap Assy, Tank, Drain, 2-35, 2-39, 3-21
Cap, Battery, 3-45, 3-61
Cap, Brush, Motor, Ele, 3-73, 3-83
Cap, Dust, Cplg, Water, 2.16id (Japan Only), 3-39, 3-41
Cap, Plstc, .04 1.38 X 2.30 0.5l, 2-61
Cap, Tank, Drain, 2.25 Thread Pye, 2-35, 3-21
Cap, Tank, Drain, 3.85 Thread Pye, 2-35, 3-21
Cap, Tank, Drain, 6.17 Thread Pye, 3-39, 3-41
Cap, Brush Holder, Motor, Ele [Magnetek], 4-4, 4-5
Cart Kit, Battery, Ci, R/O, 3-59
Caster Assy, 2-17
Caster, Rigid, 5.0d X 2.0w, 4hole, 3-59
Caster, Swivel, 2.5d 1.3w, .50-13 Stem, 1-1, 2-67
Caster, Swivel, 3.0d 1.0w, .50-13 Stem, 3-85
Caster, Swivel, 3.0d 1.0w, Stem W/ Brake, 3-85
Caster, Swivel, 5.0d 2.0w, 4hole, Gray, 3-59
Chain, Coil, Str, 2/0, 06.9l 05 Link, 2-63
Chain, Rlr, #35, 104 Pitches, 2-9
Chain, Sash, #35, 07.2l 13 Link (Japan Only), 3-39, 3-41
Channel Wldt, Dolly, 3-85
Channel Wldt, Front, 2-9
Channel Wldt, Lift, Tool, 2-23
Channel Wldt, Mtg, Actuator / Spring, 2-23
Channel Wldt, Mtg, Actuator, 3-49
Channel Wldt, Mtg, Sqge, 2-63
Channel Wldt, Tool, Lift [700mm R/O Disk], 3-49
Channel Wldt, Tool, Lift, 3-49
Channel, .18, 0.4w 0.5 37.0l, 2-29
Channel, .18, 1.5w 2.6 01.9l, 2/ M8, 3-73, 3-83
Channel, .18, 1.9w 2.3 05.3l, 4hole, 3-49
Channel, .18, 27.8w 2.3 0.9l, 5/0.3h, 3-53
Channel, Step, Tj (Japan Only), 2-9
Charger Kit, 36vdc, Ci [Domestic/Export], 3-46
Charger Kit, 36vdc, Ci [Export/Euro/Asia] (International Only), 3-47
Charger, 100-125/200-250Vac 50/60HZ (Japan Only), 3-47
Charger, 36Vdc 21A 85-265Vac 1PH 45/65Hz, 3-46, 3-47
Circuitboard, Pedal, 2-19
Circuitbreaker, 10.0a, Resetable, 2-13, 3-3, 3-5, 3-7, 3-25, 3-77
Circuitbreaker, 10.0a, 2-51
Circuitbreaker, 15.0a, Resetable, 2-13
Circuitbreaker, 20.0a, Resetable, 2-14
Circuitbreaker, 25.0a, Resetable, 3-77
Circuitbreaker, 30.0a, Resetable, 2-13
Circuitbreaker, 50.0a, Resetable, 3-23
Clamp, Cable, Stil, 0.56d X 0.38w, 1hole, 3-67, 3-83
Clamp, Cable, Stil, 0.69d X 0.62w, 1hole, 2-7
Clamp, Cable, Stil, 0.75d X 0.88w, 1hole, 2-61
Clamp, Cable, Stil, 1.00d X 0.75w, 1hole, 2-41, 2-57, 2-59
Clamp, Cable, Stil, 1.0x2.0x0.62w, 1hole, 2-29
Clamp, Cable, Stil, 1.25d X 1.00w, 1hole, 2-17, 2-47
Clamp, Cable, Stil, 1.50d X 0.75w, 1hole, 2-43
Clamp, Hose, Ear, 11-13mm, Ss, 3-31
Clamp, Hose, Ear, 8-11mm, Ss, 3-33
Clamp, Hose, Plstc, 1.60d X 0.62w, 2-35, 3-21
Clamp, Hose, Wir, .40 - .42 [Dbl Wire], 2-43
Clamp, Hose, Wir, .40 - .42, Yel, 2-55
Clamp, Hose, Wormdrive, 0.25-0.62d, .31w, 3-25
Clamp, Hose, Wormdrive, 0.31-0.88d, .31w, 2-25, 2-29, 2-41, 2-45, 2-47, 2-49, 2-55, 2-57, 2-59
Clamp, Hose, Wormdrive, 0.50-1.06d, .50w, 2-45, 3-25
Clamp, Hose, Wormdrive, 0.56-1.06d, .56w, 2-41, 2-55, 2-57, 2-59, 3-19
Clamp, Hose, Wormdrive, 2.50-3.50d, .50w, 2-45, 2-55, 3-19
Clamp, Mtg, Tank, 2-35
Clevis, Adj, 0.38pin, M10x1.5, 3-89
Clip, Circuitboard, 2-14
Clip, Grip, Hose, 1.00-1.38, Zn, 2-55
Clip, Motor, Ele, 3-73, 3-83
Clip, Stud, 2-11
Connector, Anderson, 175a, Gray, 2-61, 3-61
Connector, Fem, 2cav, Mp630 Sealed, 4-3, 4-4, 4-5
Contactor, 36vdc, 100a, Sp, No, 2-13, 3-77
Contactor, 36vdc, No, 2-13
Controller Kit, W/ Pre-Sweep, Replmt, 2-13
Controller Kit, W/O Pre-Sweep, Replmt, 2-13
Controller, Motor, 36vdc 090a, 2-13
Cord, Chrgr, Ele [European], 3-47
Cord, Extn, 16ga /3, 010ft [Sjt], 3-46
Cover, Cooling Fan, 2-37, 3-23
Cover, Ele, Connection, 4-9
Cover, Ele, 2-14
Cover, Front, Oprtr Station, 2-5
Cover, Hppr, 3-63
Cover, Hub, 4-9
Cover, Insert, 2-35, 3-21
Cover, Motor, 4-9
Cover, Panl, 3-77
Cover, Relay, 3-77
Cover, Seal, Rocker Switch, 2-13, 3-25
Cover, Tank, Soltn / Recvy, 2-39
Cover, Tank, Soltn, W/ Label, Tj [T15] (Japan Only), 2-39
Cover, Tank, 2-39
Cover, 3-63
Cuff, Swivel, 1.5 Blk, 3-31
Cup Holder, Rwk, 2-7, 3-94

D

Deflector, Water, 1-1, 2-31
 Detergent, 2 Liter [Fast 965], 1-1, 2-43
 Detergent, Pkg, 2 Liter, Sgl [365], 1-1, 2-43
 Detergent, Pkg, 2 Liter, Sgl [665], 1-1, 2-43
 Device, Centering, Clip On, TI [Gf Pp], 2-3
 Diode, Ele, Plug, 2-52, 2-74, 3-81, 3-91
 Disc, Brake, 4-9
 Disk, Driver, Pad, W/ Face, 17.0d, 2-3
 Disk, Driver, Pad, W/ Face, 18.0d, 2-3
 Dolly Assy Kit, Ci, 3-85
 Door, Brush, 2-31
 Drain Kit, Cap, 2-35, 3-21
 Drain Kit, Posi Cntrl / Dual, Ci, 3-41
 Drain Kit, Soltn, Std [Posi Cntrl], 3-39
 Driver Assy, Pad, 17.0d [432mm], 2-3
 Driver Assy, Pad, 18.0d, 2-3
 Drum, Cable, Lift, 2-63
 Duct, Vyl, 0.40 X 0.75 .25d 10.0l, 3-13, 3-15
 Duct, Vyl, 0.40 X 0.75 .25d 26.0l, 3-13, 3-15

E

Ear, Pivot, Bmpr, 3-49
 End Assy, Mount, Brush, 4-4
 Extinguisher Kit, Fire, 2.5 Lb [T15], 3-95
 Extinguisher, Fire, 2.5 Lb Dry, 3-95

F

Fan Assy, Vacuum, 5.7d, 036vdc, 3 Stage (Replaced by 9004055), 3-23
 Fan Assy, Vacuum, 5.7d, 036vdc, 3 Stage (Replaced by 9004055), 2-37
 Fan, Vacuum, 5.7d, 036vdc, 3 Stage, 2-37, 3-23
 Fan, 4-9
 Fast 365 2 Ltr, Detergent, 2-55
 Fast 665 2 Ltr, Detergent, 2-55
 Fast 965 2 Ltr, Detergent, 2-55
 Fast Kit, Ci [Inj Rebid, li+], 4-7
 Fast Kit, Ci, Injector Filters[Fast li+], 4-7
 Fast Kit, Ci, Injector Seals [Fast li+], 4-7
 Fast Kit, Injector, Ci[Fast li+], 4-7
 Fast Kit, Injector, Ci[T7/Ssr Fast li+] (See Breakdown), 2-55
 Filter Assy, Air, Mold, Ure, 2-43
 Filter Assy, Panl, Scrbr [T15], 2-37, 3-23
 Filter Assy, Panl, Scrbr, 1-1
 Filter, Foam, Rbr, 1.20d, 1.0l, 2-47, 2-49
 Filter, In-Line, Pf06/Pf06, 80 Mesh, 2-45
 Filter, In-Line, Pf08/Pf08 080mesh 02.6l, 2-55
 Filter, Panl, Dust, 1.0 X 06.0 X 11.0, 2-37, 3-23
 Filter, Screen, 050 Mesh .59d .8l Ss, 2-45
 Filter, Soltn, 20mesh, Pf16 3.1d 02.3l, 2-39
 Fitting Assy, Cap, 0.054b, Bm08/Pm04, 2-45
 Fitting Spray Nozzle Adapter, 3-33

Fitting, Brs, E90, Bm08/Pm04, 2-47, 2-49
 Fitting, Brs, E90, Cf03/Pf02, 2-43
 Fitting, Brs, E90, Pf04/Pm04, 2-45
 Fitting, Brs, Qdc, Bm04/Pf04, 3-31
 Fitting, Brs, Qdc, Pm04, Plug, 3-33
 Fitting, Brs, Qdc, Pm04/Qf06, 3-25
 Fitting, Brs, Str, Bm04/Pm02, 2-43
 Fitting, Brs, Str, Pf02/Pm04, 2-45
 Fitting, Brs, Str, Pf04/Pf04, Bh, 3-25
 Fitting, Brs, Str, Pm02, Plug [Skhd], 3-33
 Fitting, Brs, Str, Pm04/Pm06, 2-45
 Fitting, Brs, Tee, Pf04/Pf04/Pf04, 2-45
 Fitting, Brs, Tip [75, .125k-Jet], 3-33
 Fitting, Coupler, Hose, Shank, Fem, 3-39, 3-41
 Fitting, Grease, Str Pm04 .47l, 2-17
 Fitting, Nyl, Str, Bm04/Pm04, 3-33
 Fitting, Plstc, Cap, Pf02/Pf12, Spcl, 3-75
 Fitting, Plstc, E90, Bm04/Pm02, 3-33
 Fitting, Plstc, E90, Bm06/Pf08, Swivel, 2-55
 Fitting, Plstc, E90, Bm06/Pm12, Nyl, 3-25
 Fitting, Plstc, E90, Bm08/Bm08, 2-29, 2-57, 2-59
 Fitting, Plstc, E90, Bm08/Pm04, Nyl, 2-47, 2-49
 Fitting, Plstc, E90, Bm08/Pm06, 2-45
 Fitting, Plstc, E90, Bm08/Pm08, Nyl, 2-45
 Fitting, Plstc, E90, Bm08/Pm12, Nyl, 2-47, 2-49
 Fitting, Plstc, E90, Bm08/Pm12, 3-75
 Fitting, Plstc, E90, Bm10/Pm12, 3-19
 Fitting, Plstc, E90, Bm12/Pm12, 3-19
 Fitting, Plstc, E90, Bm12/Pm16, 2-39
 Fitting, Plstc, E90, Pf12/Pm12, 3-19
 Fitting, Plstc, E90, Pm08/Pf08s, Swivel, 2-55
 Fitting, Plstc, Pf12/Pf12, Bh, 2-35, 2-39
 Fitting, Plstc, Pipe, Cap, Pf04, 2-43, 2-55
 Fitting, Plstc, Plug, Pm12, 2-35, 2-39, 3-19
 Fitting, Plstc, Str, Bm04, Cplg, Fem, 2-43, 2-55
 Fitting, Plstc, Str, Bm06/Bm08, 3-75
 Fitting, Plstc, Str, Bm06/Pm04, Nyl, 3-25
 Fitting, Plstc, Str, Bm08/Pm06, 2-45, 2-49, 2-59
 Fitting, Plstc, Str, Bm08/Pm08, 2-41
 Fitting, Plstc, Str, Bm08/Pm12, 2-47, 2-49
 Fitting, Plstc, Str, Bm10/Pm12, 3-19
 Fitting, Plstc, Str, Bm12/Pm12, 3-19
 Fitting, Plstc, Str, Bm24/Bm24, 3-31, 3-35
 Fitting, Plstc, Str, Pf12/Pf12, 3-19
 Fitting, Plstc, Str, Pm04, Cplg, Mal, 2-43, 2-55
 Fitting, Plstc, Str, Pm12/Pm12 03.0l, 3-19
 Fitting, Plstc, Str, Pm16/Pm16 4.0l, 3-19
 Fitting, Plstc, Str, Pm16/Pm16 Close, 2-39
 Fitting, Plstc, Tee, Bm04/Bm08/Bm08, Br, 2-47, 2-49
 Fitting, Plstc, Tee, Bm08/Bm08/Bm08, 2-25, 2-29
 Fitting, Plstc, Tee, Bm12/Bm12/Pf08, Br, 2-45

Fitting, Plstc, Tee, Bm12/Bm12/Pm08, 2-55
 Fitting, Plstc, Tee, Bm12/Pf12/Bm12, Br, 3-25
 Fitting, Plstc, Y, Bm08/Bm08/Bm08, Nyl, 2-47, 2-57
 Fitting, Stil, Qdc, Bm04, 3-31
 Frame Wldt, Main [T15], 2-5
 Frame Wldt, Mtg, Rlr, 3-59
 Frame Wldt, Pre-Sweep, 3-63
 Frame Wldt, Sqge, Lh, Cyl, 2-33
 Frame Wldt, Sqge, Rh, Cyl, 2-33
 Frame, Cart, Battery, 3-59
 Frame, Sqge, 114Cm [90CM/36], 2-67
 Fuse, 015a, Slow Blow [3ag], 2-13
 Fuse, 080a 125volt 0.88 X 3.2l, 2-13

G

Gasket, .13, 07.25w 10.75l, Adh [Poron], 2-14
 Gasket, 2.00id 5.38od .19 [Buna], 3-39, 3-41
 Gasket, 4.05id 5.29od .19 [Buna], 1-1, 2-35, 2-39, 3-21
 Gasket, Cap, Drain, 2-35, 3-21
 Gasket, Cap, 2-35, 3-21
 Gasket, Lid, 2-35, 3-21
 Gasket, Neo, .06, 03.38w 04.88l, Adh, 2-11, 3-19
 Gasket, Shield, 1-1, 2-31
 Gauge, Hourmeter, 12-60vdc, Analog [10k], 2-11
 Grip, Handle, Rnd, 3-59
 Grip, Handle, 2-41, 3-59
 Grommet, 0.38id, F/0.6h, .06 Matl, 3-33
 Grommet, Nyl, 0.75id, F/1.0h, .12 Matl, 3-59
 Grommet, Rbr, 0.38ld, F/0.5H, .12 Matl, 2-19
 Grommet, Rbr, 0.62id, F/0.9h, .12 Matl, 3-5, 3-7, 3-9, 3-11, 3-13, 3-15
 Grommet, Rbr, 0.63id, F/0.8h, .12 Matl, 2-41
 Grommet, Rbr, 1.00id, F/1.4h, .12 Matl, 2-7, 3-75
 Grommet, Rbr, 1.31id, F/1.6h, .12 Matl, 3-77
 Grommet, Rbr, 1.50id, F/1.8h, .19 Matl, 2-5, 3-90
 Guard Wldt, Ohg, Top, 3-17
 Guard, Belt, Drive, Head, Scrbr, Lh, 2-31
 Guard, Belt, Lh, 2-31
 Guard, Belt, Rh [5700], 2-31
 Guard, Belt, 3-69
 Guard, Bmpr, Brush, 3-89
 Guard, Light, Rev/Strobe, 3-5, 3-7, 3-9, 3-11, 3-13, 3-15
 Guard, Overhead, Top, R/O, 3-57
 Guide, Sqge, Side, 1-1, 2-27, 2-33

CROSS REFERENCE

H

Handle Kit, Valve, 3-39, 3-41
Handle Wldt, Battery Cart, 3-59
Handle Wldt, Wand, 3-33
Harness, Alarm, Backup, 3-3, 3-5, 3-7, 3-9, 3-11
Harness, Brake, Ele [T15], 2-17
Harness, Controller, 2-61
Harness, Light, Flsh, Revl [355e], 3-13, 3-15
Harness, Main [T15], 2-74
Harness, Motor, 2-17
Harness, Sba, Retrofit, 3-91
Harness, Sba, Rh, 3-91
Harness, Switch, Seat, 2-7
Harness, Swpr, 3-81
Harness, 2-52
Head Wldt, Disk, 36/34inch Scrbr, 2-25
Head, Cutter, 4.50 4.75 Cutter, 3-95
Head, Wand [17b/E], 3-33
Headlight, 36vdc, 15cp 0.7a [0534242], 2-5
Hinge, .18pin .06 2.5w 19.0l, 7/0.29h&S, 3-63
Hinge, .25pin .07 3.5w 08.0l, 4/0.38h, 2-13
Hinge, .25pin .12 4.0w 04.0l, 4/0.30h, 2-7
Holder Kit, Cup / Sprayer, Ci, 3-94
Hopper, 3-63
Horn, 36vdc, Dba, 2-5
Hose Assy, Drain, 0.31id X 24.3l, Pvc, 2-35, 3-21
Hose Assy, Pvc, 1.3id 1.7od 24.3l, 2-35, 3-21
Hose Assy, W/1cuff, 1.5d 063l 1.5/, 1-1, 2-35
Hose Assy, W/1cuff, 1.5d 120l 1.5/, 3-39, 3-41
Hose Assy, W/2cuff, 1.5d 089l 1.5/1.5, 3-35
Hose Assy, Wand, Power, 3-31
Hose, Afmkt, Pvc, Brd, 0.38id, 01ft, Clr, 2-55
Hose, Afmkt, Pvc, Brd, 0.38id, 02ft, Clr, 2-57, 2-59
Hose, Afmkt, Pvc, Brd, 0.50id, 01ft, Clr, 2-45, 2-49, 2-59
Hose, Afmkt, Pvc, Brd, 0.50id, 02ft, Clr, 2-45, 2-47, 2-57, 2-59
Hose, Afmkt, Pvc, Brd, 0.50id, 03ft, Clr, 2-57, 2-59
Hose, Afmkt, Pvc, Brd, 0.50id, 08ft, Clr, 2-47, 2-49
Hose, Afmkt, Pvc, Brd, 0.75id, 03ft, Clr, 2-57
Hose, Afmkt, Pvc, Brd, 0.75id, 08ft, Clr, 2-55, 2-59
Hose, Afmkt, Pvc, Clr, 0.25id, 01ft, 2-43
Hose, Afmkt, Pvc, Clr, 0.25id, 08ft, 2-43, 2-55
Hose, Pvc, Brd, 0.25id 0.44od 157.2l, Clr, 3-31
Hose, Pvc, Brd, 0.38id 0.60od 003.5l, Clr, 3-25

Hose, Pvc, Brd, 0.38id 0.60od 013.0l, Clr, 3-25
Hose, Pvc, Brd, 0.50id 0.73od 002.0l, Clr, 3-75
Hose, Pvc, Brd, 0.50id 0.73od 009.6l, Clr, 2-25
Hose, Pvc, Brd, 0.50id 0.73od 012.0l, Clr, 3-75
Hose, Pvc, Brd, 0.50id 0.73od 015.6l, Clr, 2-41
Hose, Pvc, Brd, 0.63id 0.88od 035.0l, Clr, 3-19
Hose, Pvc, Brd, 0.75id 1.03od 026.0l, Clr, 3-19
Hose, Pvc, Brd, 0.75id 1.03od 028.0l, Clr, 2-45
Hose, Pvc, Brd, 0.75id 1.03od 058.0l, Clr, 2-41
Hose, Pvc, Brd, 0.75id 1.03od, Bulk, Clr, 2-57
Hose, Pvc, Clr, 0.38id 0.56od 013.0l, 3-75
Hose, Pvc, Clr, 0.38id 0.56od 022.0l, 3-75
Hose, Pvc, Clr, 0.50id 0.69od 003.1l, 2-29
Hose, Pvc, Clr, 0.50id 0.75od 001.50l, 2-41
Hose, Pvc, Clr, 0.94id 1.29od 04.0l, 2-47, 2-49
Hose, Pyu, 0.25id 0.38od 1220mml, Blk, 3-33
Hose, Vacuum, 1.50id X 10ft, Gray, 3-31
Housing Assy, Steering, 2-9
Housing Assy, Wheel, Rear, 2-21
Housing Wldt, Bmpr, Side, 3-90
Housing Wldt, Brush, 3-67
Housing, Brg, Wheel, Front, Swivel, 2-17
Housing, Cyl, Mach, 900mm, 2-29
Hub, Broom, Side, 3-89
Hub, Drive, Brush, Disk, 0.75b [6t], 2-25
Hub, Drive, Brush, Disk, 3hole 5.8bc[6t], 2-3
Hub, 4-9

I

Instr, Operator & Maint, Wallchart [T15], 3-97

J

Joint, U, 0.75id, 2-9

K

Key, Ignition, Sgl, 2-11
Key, Sq, 0.12 X 0.12, 01.00l, 4-6
Key, Sq, 0.12 X 0.12, 1.00l, 4-4
Key, Sq, 0.19 X 0.19, 1.00l, 2-9
Key, Sq, 0.19 X 0.19, 1.25l, 3-69, 3-71
Key, Sq, 0.19 X 0.19, 1.50l, 3-69, 4-5
Key, Sq, 0.25 X 0.25, 1.00l, 4-3
Key, Woodruff, 3mm 3.7mm, 3-89
Knob Assy, Rnd, 1.00d 0.66l .25-20 1.5l, 2-67

Knob Assy, Star, 1.12d 3ear M06x1.0 0.8l, 3-67
Knob, Rnd, 2.37d 1.30l 0.38h, Plstc, 3-53
Knob, Star, 2.50d 5ear 1.5l .38-16, Plstc, 3-87
Knob, Star, 2.80d 4ear 1.1l .31-18, Pyp, 2-67

L

Label [Attention Fast Users, 5400s], 2-39
Label [Fast], 2-7
Label [Nfsi Certification], 2-7
Label Set, Info & Haz (Japan Only), 2-75
Label Set, Info/Hzrd, 2-75
Label Set, Opertnl, 2-75
Label, Battery, Japan (Mounted on Battery), 2-75
Label, Off-White [FaST], 2-75
Label, Opertnl, Circuitbreaker, 2-51
Label, Opertnl, Pre-Sweep, 3-77
Lamp, 36vdc [Sp5-36v], 2-5
Lamp, 36vdc, .72a, 32cp [#Sp7], 2-5
Lamp, Bulb, Flsh, 3-7, 3-11, 3-15
Lamp, Bulb, Strobe, 3-5, 3-9, 3-13
Latch, Flexible Draw, 3-27, 3-29
Latch, 3-63
Lens, Amb, F/ Revl / Flasher, 3-5, 3-7, 3-9, 3-11, 3-13, 3-15
Lens, Blu, F/ Revl / Flasher, 3-5, 3-7, 3-9, 3-11, 3-13, 3-15
Lens, Red, F/ Revl / Flasher, 3-5, 3-7, 3-9, 3-11, 3-13, 3-15
Lever, Cntrl, 2-41
Light Kit, Flsh, Ci [T15], 3-11
Light Kit, Flsh, Ohg, Ci [T15], 3-15
Light Kit, Revl, Ci [T15], 3-9
Light Kit, Revl, Ohg, Ci [T15], 3-13
Light, Flsh, Amb, 12-48vdc, 3-7, 3-11, 3-15
Light, Strobe, Amb, 12-48vdc, 3-5, 3-9, 3-13
Link, Chain, Rlr, #35, 2-9
Lip, Tray, Debris, 36.0inch, 2-29
Lock Wldt, Cart, Battery, Lh, 3-59
Lock Wldt, Cart, Battery, Rh, 3-59
Lock, Floor, 3-59

M

Manual, Oprtr [T15, Ele, En, Na], 3-97
Manual, Oprtr [T15, Ele, Es, Na], 3-97
Manual, Oprtr [T15, Ele, Fr, Na], 3-97
Manual, Oprtr [T15, Ele, Jp], 3-97
Manual, Parts [T15, Ele, En, Na], 3-97
Manual, Service [T15 En], 3-97
Memory, Flash [Sepex], 2-13
Molding, Trim, .08-.11 05.0l, 3-63, 3-65
Molding, Trim, .08-.11 20.0l, 3-85
Molding, Trim, .08-.11 30.0l, 3-67
Molding, Trim, Pvc, .08-.11 03.2l, 2-13

Molding, Trim, Pvc, .08-.11 10.0l, 2-9, 3-3, 3-5, 3-7, 3-9, 3-11
 Molding, Trim, Rbr, .13 34.0L (Japan Only), 2-9
 Molding, Trim, Rbr, .13 03.0l, 2-23
 Motor, Ele, 36vdc 0.80hp 0320rpm (See Breakdowns), 2-25
 Motor, Ele, 36vdc 0.80hp 0320rpm, 4-3
 Motor, Ele, 36vdc 0067rpm, Gear, 3-89
 Motor, Ele, 36vdc 0068rpm 0.08hp Gear, 3-73, 3-83
 Motor, Ele, 36vdc 1400rpm 1.50hp, 4-2
 Motor, Ele, 36Vdc 1700Rpm 0.75Hp (See Breakdowns), 2-31
 Motor, Ele, 36Vdc 1700rpm 0.75hp (See Breakdowns), 2-31
 Motor, Ele, 36Vdc 1700Rpm 0.75Hp, 4-6
 Motor, Ele, 36vdc 1700rpm 0.75hp, 4-4
 Motor, Ele, 36vdc 1800rpm 0.60hp (See Breakdowns), 3-69
 Motor, Ele, 36vdc 1800rpm 0.60hp, 4-5
 Motor, 4-9
 Mount, Cable Tie, 2-43, 2-55, 3-3, 3-5, 3-7, 3-9, 3-11, 3-13, 3-15

N

Nozzle, Spray, 3-75
 Nozzle, Wand, Vacuum, 3-35
 Nut, Hex, Flexlock, .31-18, 2-61, 3-61
 Nut, Hex, Flng, M6 X 1.00, 3-3, 3-5, 3-7, 3-13, 3-15
 Nut, Hex, Flng, M8 X 1.25, 2-13, 3-27, 3-29, 3-63
 Nut, Hex, Jam, .31-24, 2-13, 3-77
 Nut, Hex, Jam, .38-24, Lh, 2-23, 3-65
 Nut, Hex, Jam, .38-24, 2-23, 2-65, 3-65
 Nut, Hex, Lock, .25-20, Ni, Ss, 3-53
 Nut, Hex, Lock, .31-18, Ni, 2-7
 Nut, Hex, Lock, .38-16, Ni, Ss, 3-69, 3-87
 Nut, Hex, Lock, .38-16, Ni, Thin, 2-63
 Nut, Hex, Lock, .38-16, Ni, 2-23, 3-49
 Nut, Hex, Lock, .38-24, Ni, 2-23, 2-65, 3-65
 Nut, Hex, Lock, .50-13, Ni, Ss, 2-33, 3-53
 Nut, Hex, Lock, M10 X 1.5, Ni, Ss, 2-27, 2-33, 2-45, 2-63, 2-65, 3-49
 Nut, Hex, Lock, M10 X 1.5, Ni, 3-59, 3-63
 Nut, Hex, Lock, M12 X 1.75, Ni, Ss, 2-21
 Nut, Hex, Lock, M12 X 1.75, Ni, 2-9, 3-17, 3-57, 3-93
 Nut, Hex, Lock, M5 X 0.80, Ni, Ss, 2-5, 2-35, 3-21, 3-23, 3-25, 3-87
 Nut, Hex, Lock, M5 X 0.80, Ni, 2-11, 2-13, 3-5, 3-7, 3-9, 3-11, 3-13, 3-15
 Nut, Hex, Lock, M6 X 1.00, Ni, 2-7, 2-13, 2-51, 3-59, 3-63, 3-67, 3-94
 Nut, Hex, Lock, M6 X 1.00, Ss, Ni, 2-25, 2-27, 2-65, 3-63
 Nut, Hex, Lock, M8 X 1.25, Ni (Japan Only), 2-9

Nut, Hex, Lock, M8 X 1.25, Ni, Ss, 2-27, 2-29, 2-31, 2-33, 2-63, 2-67, 3-67, 3-71
 Nut, Hex, Lock, M8 X 1.25, Ni, 2-14, 2-39, 2-41, 3-17, 3-57, 3-59, 3-65, 3-87
 Nut, Hex, Slted, 1.25-12, 2-17
 Nut, Hex, Std, .25-20, 2-13
 Nut, Hex, Std, .50-13, 2-67
 Nut, Hex, Std, #10-32, 2, 2-13, 3-77
 Nut, Hex, Std, M10 X 1.25, 3-59
 Nut, Hex, Std, M10 X 1.50, 3-89
 Nut, Hex, Std, M12 X 1.75, 3-59
 Nut, Hex, Std, M6 X 1.00, 8, 3-67
 Nut, Hex, Std, M8 X 1.25, Ss, 2-39, 2-65
 Nut, Isolator, .25-20 Wall Th .187-.343, 2-35, 3-3, 3-5, 3-7, 3-9, 3-11
 Nut, Spd, Clip, .25-20 [.025-.150], 1-1, 2-67
 Nut, Thumb, M6 X 1.0, 30d, 3-33
 Nut, U, M8 X 1.25, 3-49
 Nut, Wheel, .44-20 X 60 Angle, 2-21

O

Ohg Kit, Ci [T15], 3-17
 Ohg Kit, R/O, Ci [T15], 3-57

P

Pad, Buff, 18.0d, Red [1pad=1pc], 2-3
 Pad, Polish, 18.0d, White [1pad=1pc], 2-3
 Pad, Scb, 18.0d, Blu [1pad=1pc], 2-3
 Pad, Stripping, 18.0d, Blk [1pad=1pc], 2-3
 Pad, Stripping, 18.0d, Brown [1pad=1pc], 2-3
 Pan, Mtg, Seat, 3-51
 Panel Assy, Touch [T15 Fast], 2-11
 Panel Assy, Touch [T15 Es], 2-11, 3-19
 Panel Wldt, Mtg, Tool Lift, 3-49
 Panel, Switch, 3-77
 Pedal Assy, Brake, 2-19
 Pedal Assy, Propel, 36vdc, 2-19
 Pedal Assy, Propel, Ele (Replaced by 1042524), 2-19
 Pedal Assy, Propel, Ele Mach (Replaced by 1042524), 2-19
 Pin, 0.62d/0.25d 04.8l, 2-63
 Pin, Clevis, 0.19d X 0.63l, 2-63
 Pin, Clevis, 0.25d X 1.25l, 3-73, 3-83
 Pin, Clevis, 0.31d X 1.00l, 2-27, 2-33
 Pin, Clevis, 0.31d X 1.75l, 3-63, 3-90
 Pin, Clevis, 0.31d X 2.12l, 3-73, 3-83
 Pin, Clevis, 0.37d X 0.75l, 2-27, 2-33, 3-87
 Pin, Clevis, 0.37d X 1.00l, 3-65
 Pin, Clevis, 0.37d X 1.25l, 3-89
 Pin, Clevis, 0.37d X 1.50l, 3-65
 Pin, Clevis, 0.37d X 1.75l, 2-23
 Pin, Clevis, 0.37d X 2.25l, 2-67
 Pin, Clevis, 0.37d X 3.50l, 3-89
 Pin, Clevis, 0.50d X 1.25l, 3-59
 Pin, Clevis, 0.50d X 2.00l, 3-49
 Pin, Clevis, 0.50d X 2.25l, 2-63, 3-49

Pin, Clevis, 0.50d X 2.50l, 2-63
 Pin, Clevis, 0.50d X 3.00l, 3-65
 Pin, Clevis, 0.50d X 3.50l, 3-89
 Pin, Clevis, 0.50d X 4.50l, 3-87
 Pin, Clevis, 0.50d X 6.00l, 2-23
 Pin, Clevis, 0.75d X 1.69l, 3-59
 Pin, Clevis, 0.75d X 5.50l, 3-37, 3-55, 3-59
 Pin, Cotter, .062 X 0.50, 2-41
 Pin, Cotter, .062 X 0.75, 2-63
 Pin, Cotter, .094 X 0.75, 2-63, 2-67, 3-51
 Pin, Cotter, .094 X 1.00, 3-89
 Pin, Cotter, .094 X 1.50, 3-37
 Pin, Cotter, .125 X 1.00, 3-87, 3-89
 Pin, Cotter, .125 X 1.25, 2-63
 Pin, Cotter, .156 X 2.00, 2-17
 Pin, Cotter, Hair, 0.31d .058 Wir, 3-63, 3-73, 3-83, 3-90
 Pin, Cotter, Hair, 0.38d .072 Wir, 2-23, 3-65, 3-89
 Pin, Cotter, Hair, 0.43d .079 Wir, 3-59
 Pin, Cotter, Hair, 0.62d .120 Wir, 2-23, 3-65
 Pin, Cotter, Hair, 0.69d .092 Wir, 2-27, 2-33
 Pin, Cotter, Hair, 0.75d .148 Wir, 3-59
 Pin, Detent, 0.31d X 02.1l, 3-73, 3-83
 Pin, Dowel, 0.5002d X 1.50l, 2-17
 Pin, Hitch, .375d X 3.12l, Pl, 3-49
 Pin, Retainer, 3-89
 Pin, Roll, .094d X 0.25l, .094/.097, 2-31
 Pin, Roll, .375d X 2.00l, .375/.382, 3-49
 Plate Assy, Orifice, 0.008id, Orange, 4-7
 Plate Wldt, Mtg, Tool, 2-29
 Plate Wldt, Swivel, 2-17
 Plate, 0.50 X 04.0 X 025.0 [Hdpe], 3-51
 Plate, Adj, 3-71
 Plate, Align, Switch, Level, 2-35
 Plate, Brg, Mtg, 3-49
 Plate, Brush [Av], 4-2
 Plate, Brush, Side, 3-87, 3-89
 Plate, Clamp, 3-63
 Plate, Cover, 2-35
 Plate, Ele, 2-14
 Plate, Hold-Down, 3-69, 3-71
 Plate, Label, Soltn Tank, 2-39
 Plate, Mtg, Light, 3-13, 3-15
 Plate, Mtg, Pump, 2-45
 Plate, Mtg, Seal, Tank, Recvy, 2-39
 Plate, Mtg, Switch, 2-11
 Plate, Mtg, Tool Lift, 2-29
 Plate, Orifice, 0.054id, 2-45
 Plate, Removal, Brush, 3-67
 Plate, Retainer, Blade, 36.0Inch/900Mm, 2-67
 Plate, Seal, Dust, 3-69, 3-71
 Plate, Side, Sqge, 2-27
 Plate, Spacer, Fltr, 2-37, 3-23
 Plate, Spacer, 3-59
 Plate, Top, 2-37, 3-23
 Plug Assy, Drive, Brush, [48 Tooth-Gt/2], 2-31
 Plug Assy, Idler, Brush, 2-31
 Plug, Drive, Brush [48 Tooth-Gt/2], 2-31

CROSS REFERENCE

Plug, Drive, Brush, Nyl, 3-69, 3-71
Plug, Expandable, Rnd 0.625h 0.7l, 2-39
Plug, Hole, Rnd, 0.38h .03-.12, Blk Nyl, 2-5, 3-90
Plug, Hole, Rnd, 0.38h .03-.12, Nyl[Wht], 2-7, 2-9
Plug, Hole, Rnd, 0.44H .03-.12, Blk Nyl, 2-51
Plug, Hole, Rnd, 0.44h .03-.12, Blk Nyl, 2-7
Plug, Hole, Rnd, 0.62h .03-.12, Blk Nyl, 2-13
Plug, Hole, Rnd, 0.88h .03-.12, Blk Nyl, 2-5
Plug, Hole, Rt, 1.45 X 0.83, Blk Nyl, 2-14
Plug, Idler, Brush [Sgl Brg], 2-31
Plug, Orifice, 0.041, Ss [Fast li+], 4-7
Pouch, 3-51
Pulley, Cable, 1.5d Nyl, 3-65
Pulley, Idler W/ Bearing, Plstc, 3-69
Pump, Air, Ele, 36vdc, 2-43
Pump, Detgt [560s], 2-43
Pump, Soltn, Ele, 36vdc, 60psi [Packard], 2-55
Pump, Soltn, Ele, 36vdc, Impeller, 3-19
Pump, Soltn, Ele, 36vdc, 2-45
Pump, Water, 36vdc, 3-25, 3-75

R

Relay, 36vdc, 005a, Spdt No [Greenwich], 2-51, 3-3, 3-5, 3-7
Relay, 36vdc, 100a, Spdt No [White], 2-13
Retainer Wildt, Sqge, 36.0, 2-67
Retainer, Lip, Hppr, 3-63
Retainer, Shaft, Rlr, 3-59
Retainer, Skirt, 3-67
Retainer, Sqge, Wand [17b/E], 3-33
Retainer, Sqge, 2-27, 2-33
Ring, Mtg, Sqge, .38l, 2-67
Ring, Retaining, Ext, 0.59d, Basic, 2-31, 3-69
Ring, Retaining, Ext, 0.75d, Ss, 2-35, 3-21
Ring, Retaining, Ext, 1.25d, 3-49
Ring, Retaining, Motor, Ele[Magnetek], 4-4
Ring, Retaining, 4-9
Rivet, Blind [S2500 Drvblock], 3-33
Rivet, Blind, .188d X 0.45 X .62d, Alm, 2-5
Rivet, Blind, .188d X 0.47 X .38d, Alm, 2-37, 3-23
Rivet, Plstc, .250d X 0.90 (Japan Only), 3-39, 3-41
Rivet, Plstc, .250d X 0.90, 3-27, 3-29, 3-35
Rod, Thrd, 2 End, .38-24 07.0l, Lh Hex, 3-65
Rod, Thrd, 2 End, .38-24 11.3l, 2-65
Rod, Thrd, 2 End, .38-24 14.1l 1left, Hex, 2-23
Rod, Thrd, Full, .25-20 01.5l, 2-13
Rod, Valve, Water Cntrl, 3-49
Rod, Valve, 2-41
Rod-End, .38-24lh Fem 0.38-24stud, 2-23, 3-65

Rod-End, 0.38-24rh Fem 0.38-24stud, 2-23, 2-65, 3-65
Roller Assy, 1.90d 23.66l, Stil, 3-59

S

Screw Kit, Motor, 4-9
Screw, Btn, M10 X 1.5 X 30, 10.9 NI, 2-23
Screw, Btn, M12 X 1.75 X 30, 10.9 NI, 2-17
Screw, Chz, M5 X 0.8 X 60, 4.8, 2-5
Screw, Flt, M10 X 1.5 X 20, 10.9, NI, 2-31
Screw, Flt, M10 X 1.5 X 30, 10.9, 2-33
Screw, Flt, M5 X 0.8 X 16, 10.9, 3-27, 3-29
Screw, Flt, M8 X 1.25 X 20, Ss 18-8, 3-87
Screw, Flt, M8 X 1.25 X 25, 2-31, 2-33
Screw, Flt, M8 X 1.25 X 30, Ss, 2-27
Screw, Hex, .25-20 X 0.50, NI, 2-13
Screw, Hex, .25-20 X 1.25, Sems, 2-35, 3-3, 3-5, 3-7, 3-9, 3-11
Screw, Hex, .25-20 X 1.25, Ss, 3-53
Screw, Hex, .31-18 X 1.00, Ss, NI, 2-25
Screw, Hex, .38-16 X 0.62, Ss, 2-25
Screw, Hex, .38-16 X 4.50, G5, 2-63
Screw, Hex, .50-13 X 2.50, Ss, 3-53
Screw, Hex, .50-13 X 5.50, G5, 2-33
Screw, Hex, M10 X 1.5 X 20, Ss, NI, 3-19, 3-71
Screw, Hex, M10 X 1.5 X 20, Ss, 2-65, 3-49
Screw, Hex, M10 X 1.5 X 25, 8.8, 3-59
Screw, Hex, M10 X 1.5 X 30, 8.8, 2-9, 3-59, 3-63
Screw, Hex, M10 X 1.5 X 35, Ss, 2-27, 2-65
Screw, Hex, M10 X 1.5 X 40, Ss, Fl, 2-63
Screw, Hex, M10 X 1.5 X 60, Ss, 2-63
Screw, Hex, M10 X 1.50 X 20, NI, Ss, 2-55
Screw, Hex, M12 X 1.75 X 25, 8.8, 3-93
Screw, Hex, M12 X 1.75 X 40, Ss, 3-17, 3-57
Screw, Hex, M12 X 1.75 X 50, Fl, 3-59
Screw, Hex, M12 X 1.75 X 80, Ss, 3-17, 3-57
Screw, Hex, M4 X 0.70 X 10, Fmg, 2-55
Screw, Hex, M5 X 0.8 X 10, Fmg, 3-75, 3-95
Screw, Hex, M5 X 0.8 X 12, 8.8, 3-95
Screw, Hex, M5 X 0.8 X 12, Ss, 2-35, 3-25
Screw, Hex, M5 X 0.8 X 16, 8.8, 2-13, 3-5, 3-7, 3-9, 3-11, 3-13, 3-15, 3-27, 3-29
Screw, Hex, M5 X 0.8 X 16, Ss, 3-87
Screw, Hex, M5 X 0.8 X 25, Ss, 2-35, 3-21, 3-23
Screw, Hex, M6 X 1.0 X 10, Fmg, 3-75
Screw, Hex, M6 X 1.0 X 12, Fmg, 2-5, 2-19, 2-29, 3-69, 3-77
Screw, Hex, M6 X 1.0 X 12, Ss, NI, 2-49
Screw, Hex, M6 X 1.0 X 12, Ss, 2-31
Screw, Hex, M6 X 1.0 X 16, 8.8, 2-7, 2-13, 3-3, 3-5, 3-7, 3-13, 3-15
Screw, Hex, M6 X 1.0 X 16, Ss, NI, 3-67, 3-69, 3-71
Screw, Hex, M6 X 1.0 X 16, Ss, 2-25, 2-31, 3-73, 3-83
Screw, Hex, M6 X 1.0 X 20, 8.8, NI, 3-89
Screw, Hex, M6 X 1.0 X 20, 8.8, 2-7, 2-13, 3-63, 3-67
Screw, Hex, M6 X 1.0 X 20, Ss, 2-5, 2-27, 2-65, 3-63
Screw, Hex, M6 X 1.0 X 25, 8.8, 2-7, 3-89, 3-94
Screw, Hex, M6 X 1.0 X 25, Ss, 2-29
Screw, Hex, M6 X 1.0 X 40, 8.8, 3-59
Screw, Hex, M6 X 1.00 X 12, NI, Ss, 2-59
Screw, hex, m6X1.0X12, Fmg, 3-5, 3-7, 3-9, 3-11, 3-13, 3-15
Screw, Hex, M8 X 1.25 X 16, 8.8, 2-9
Screw, Hex, M8 X 1.25 X 16, Ss, NI, 2-35, 2-37, 2-39, 2-61, 3-23
Screw, Hex, M8 X 1.25 X 16, Ss, 2-37, 3-59
Screw, Hex, M8 X 1.25 X 20, 8.8 (Japan Only), 2-9
Screw, Hex, M8 X 1.25 X 20, 8.8, 2-5, 2-13, 2-43, 2-55, 3-27, 3-29, 3-49, 3-63, 3-65, 3-69, 3-89
Screw, Hex, M8 X 1.25 X 20, NI, Ss, 2-59
Screw, Hex, M8 X 1.25 X 20, Ss, NI, 2-35, 2-49, 3-17, 3-57
Screw, Hex, M8 X 1.25 X 20, Ss, 2-5, 2-7, 2-29, 2-31, 2-37, 2-39, 2-41, 2-43, 2-57, 2-59, 3-67, 3-73, 3-83
Screw, Hex, M8 X 1.25 X 25, 8.8, 3-87
Screw, Hex, M8 X 1.25 X 25, Fmg, 2-29, 2-31, 2-33
Screw, Hex, M8 X 1.25 X 25, Ss, 3-37, 3-55, 3-59, 3-79, 3-87, 3-90
Screw, Hex, M8 X 1.25 X 30, 8.8, 3-65
Screw, Hex, M8 X 1.25 X 30, Ss, 2-63
Screw, Hex, M8 X 1.25 X 35, 8.8, 3-65
Screw, Hex, M8 X 1.25 X 35, Ss, Fl, 2-31
Screw, Hex, M8 X 1.25 X 35, Ss, NI, 2-17
Screw, Hex, M8 X 1.25 X 40, Ss, 2-67
Screw, Hex, M8 X 1.25 X 45, 8.8, 2-41
Screw, Hex, M8 X 1.25 X 50, Ss, 2-67
Screw, Hex, M8 X 1.25 X 55, Ss, 3-87
Screw, Hex, M8 X 1.25 X 70, 8.8, 3-65
Screw, Hex, M8 X 1.25 X 70, Ss, 2-67
Screw, Hex, M8 X 1.25 X 80, 8.8, 3-65
Screw, Pan, .31-18 X 0.75, G2, 2-7
Screw, Pan, #06-20 X 0.50, Fmg, [Ab], 2-11
Screw, Pan, #10-14 X 0.50, F/ Plstc, 3-77
Screw, Pan, #10-24 X 0.38, G1, 2-41, 3-77
Screw, Pan, #12-16 X 0.50, F/ Plstc, 2-39
Screw, Pan, M4 X 0.7 X 16, Ss, 2-43
Screw, Pan, M4 X 0.7 X 35, Ss, 2-3
Screw, Pan, M5 X 0.8 X 12, Ss, 2-47, 2-49
Screw, Pan, M5 X 0.80 X 16, 4.8, 2-11
Screw, Pan, M6 X 1.0 X 35, Ss, 2-3
Screw, Pan, M6 X 1.00 X 20, 4.8, 3-49
Screw, Pan, M6 X 1.00 X 25, 4.8, 3-69, 3-71
Screw, Pan, M6 X 1.00 X 35, 4.8, 2-61
Screw, Set, .31-18 X 0.38, NI, 2-9

Screw, Set, #08-32 X 0.25, NI, 2-31
 Screw, Set, M6 X 1.0 X 16, Soc, 3-69
 Screw, Set, M6 X 1.0 X 8, NI, 3-89
 Screw, Set, M6 X 1.00 X 40, Ss [Cuppt], 3-33
 Screw, Soc, M10 X 1.50 X 35, 12.9, 2-23
 Screw, Soc, M8 X 1.25 X 30, 12.9, 3-51
 Seal Assy, Vacfan, 2-37, 3-23
 Seal Kit, Vacfan & Panl Fitr, Modif, 3-23
 Seal Kit, Vacfan & Panl Fitr, 2-37
 Seal, Celr Rbr, .50, 01.00w 07.00l, Adh, 1-1, 2-35, 2-39
 Seal, Celr Rbr, .50, 01.00w 11.50l, Adh, 1-1, 2-35, 2-39
 Seal, Celr Rbr, .75, 01.50w 17.00l, Adh, 1-1, 2-39
 Seal, Fan, 1-1, 2-37, 3-23
 Seal, Felt, 0.19th, 4.3d 04.0h, 2-17
 Seal, Hppr, Lh, 3-67
 Seal, Hppr, Rh, 3-67
 Seal, Oil, 4-3
 Seal, Rbr, Clsd, 0.25, 5.8d 03.3h, 1-1, 2-37, 3-23
 Seal, Rbr, Clsd, 0.25, Fitr, Panl, 2-37, 3-23
 Seal, Rbr, Clsd, 0.375, 5.0d 2.5h, 2-37, 3-23
 Seal, Rbr, Clsd, 0.50, 1.0w 23.0l Adh, 2-9
 Seal, Rbr, Clsd, 0.63, Demister, 2-37
 Seal, Rbr, Clsd, 1.41, Demister, 2-37
 Seal, Rbr, Clsd, 1.41, Fitr, Hd, 3-23
 Seal, Ring, 2-31, 4-9
 Seal, Shaft, Motor, Ele [Magnetek], 4-4
 Seal, Tank, Recvy, 1-1, 2-39
 Seal, Tank, Soltn, 2-39
 Seal, Ure, 0.50, 1.00w 06.0l Adh, 2-37
 Seal, 2-35, 3-21
 Seat Kit, Suspension, Ci, 3-92
 Seat, Std [Michigan, Model V-1500], 2-7
 Seat, Suspension [Michigan Model V-5200], 3-92
 Seatbelt Kit, Ci, 3-93
 Seatbelt, 60.0l, 3-93
 Sensor, Level, Liq, 14vdc 01a .62-11, 2-35, 3-19
 Sensor, Position, Pedal, 2-19
 Shaft Wldt, Lift, Tool, 3-49
 Shaft, Axle, 0.8d 06.1l, 2-21
 Shaft, Drive, Plug, 2-31
 Shaft, Plug, Idler, 2-31
 Shaft, Steering, Upper, Mach, .75d 24.1l, 2-9
 Shaft, Thrd, 3-87
 Sheave, 01grv, 01.9pd 0.62b [3l], 3-69
 Sheave, 01grv, 04.5pd 0.62b [3l], 3-69
 Sheave, 02grv, 01.9/03.0pd 01.3b [3l], 3-69
 Shield, Plug, Drive, 3-69, 3-71
 Shunt Assy, Cyl Head, 40mv /35a, 2-29
 Shunt Assy, Disk Head, 40mv /35a, 2-25
 Skirt, Fan, Dual, Neo, .12, Trimmed, 3-23
 Skirt, Neo, .06, 04.69w 33.56l, 05/ Sl, 3-63
 Skirt, Neo, .12, 03.87w 33.87l, 06/ Sl, 3-67
 Skirt, Neo, .12, 04.31w 11.62l, 04/ Sl, 3-67

Skirt, Neo, .12, 06/ Hole, Motor, Fan, 2-37
 Skirt, Neo, .18, 02.87w 33.32l, 06/ Hole, 3-67
 Skirt, Rbr, .12, 03.50w 22.00l, 102/ H&S, 2-29
 Skirt, Rbr, .12, 03.75w 28.00l, 04/ Sl, 1-1, 2-25
 Skirt, Rbr, .12, 03.75w 37.64l, 06/ Sl, 1-1, 2-25
 Skirt, Rbr, .31, 04.62w 03.87l, 02/ Sl, 2-5
 Sleeve, Fng, 0.32b 0.75/0.49d 0.9l, Stl, 2-41
 Sleeve, Fng, 0.32b 1.00/0.49d 0.4l, Ss, 3-65
 Sleeve, Nyl, #17 30.0l, 2-17
 Sleeve, P/M, 0.25b 0.38d 0.2l [430ss], 3-89
 Sleeve, P/M, 0.31b 0.44d 1.1l [430ss], 3-63, 3-87, 3-90
 Sleeve, P/M, 0.31b 0.50d 0.3l [430ss], 2-39
 Sleeve, P/M, 0.31b 0.50d 0.5l [430ss], 2-27, 2-33, 3-65
 Sleeve, P/M, 0.31b 0.50d 0.9l [430ss], 2-67
 Sleeve, P/M, 0.40b 0.62d 0.3l [304ss], 2-63
 Sleeve, P/M, 0.50b 0.62d 1.3l, Pl, 2-23, 3-49
 Sleeve, P/M, 0.50b 0.63d 0.3l, Stl Pl, 3-65
 Spacer, Alm, 4-9
 Spacer, Arm, Brush, 3-69, 3-71
 Spacer, Battery, 0.75 X 3.0 X 21.0, 3-43, 3-45
 Spacer, Battery, 1.50 X 4.8 X 07.5, 3-43
 Spacer, Battery, 2.25 X 4.8 X 26.0, 3-43
 Spring, Brush, Motor, Ele [Av], 4-2
 Spring, Cmpr, 0.72od .06wir 02.3l, 3-87
 Spring, Cmpr, 0.84od .11wir 02.0l, 2-23, 3-49
 Spring, Cmpr, 0.98od .14wir 02.5l, 2-23, 3-49
 Spring, Cmpr, 15mm [Conical], 3-33
 Spring, Dsl, 1.00od 0.50id 1.25l, 3-89
 Spring, Extn, 0.50od 0.06wir 05.0l, 3-87
 Spring, Extn, 0.62od 0.08wir 03.0l, 2-27, 2-33
 Spring, Extn, 0.75od 0.08wir 04.5l, 3-87
 Spring, Extn, 1.00od 0.13wir 09.0l, 2-65
 Spring, Extn, 1.10od 0.15wir 03.2l, 3-89
 Spring, Flat, .06, 4.50w X 07.0l, 2-65
 Spring, Flat, Door, Scrbr Head, 2-31
 Spring, Tors, 0.50id .07wir 07.9coil, 2-67
 Spring, Tors, 0.75id .06wir 02.8coil, 2-7
 Spring, Wir, 0.16d, Brush Retaining, 2-3
 Sprocket, #35, 12tooth, W /.75d Shaft, 2-9
 Sprocket, #35, 92tooth, 3.625b, 2-17
 Sprocket, Timing, 22tooth, 0.50b, [Gt/2], 2-31
 Sqge Kit, Ure [900mm], 1-1, 2-67
 Squeegee Assy, 900mm, 2-67
 Squeegee Assy, Side [Linatex], 1-1, 2-27, 2-33

Stand-Off, Wir, M6, Insulator, Panel, 2-13
 Stop, Leveler, 3-53
 Strainer, Soltn, 40mesh, Cyl, 3.5d 07.5l, 3-19
 Strap, Band, Head [Advance Dc], 4-2
 Strap, 2-35, 3-21
 Strip, Retainer, 0.12 01.00w 19.0l, 1-1
 Strip, Retainer, Skirt, Front, Lh, 1-1, 2-25
 Strip, Retainer, 2-25
 Strip, Tray, Debris, 2-29
 Support Wldt, Seat, 3-51
 Support, Seat, W/ Label, Tj [T15], 2-7
 Support, Seat, W/ Label, 2-7
 Support, Seat, 2-7
 Switch, Contact, 12vdc 10a Nc, 2-11
 Switch, Ignition [Merit Gmbh], 2-11
 Switch, Press, 0010psi Spst, 2-45
 Switch, Push, Spst, No, 2-13
 Switch, Push, 2-11
 Switch, Rocker, Dpdt, On / None / On, 3-77
 Switch, Rocker, Spst, On / Off, 2-13, 3-25
 Switch, Seat, No [Delta 6500], 2-7
 Switch, Snap, 1.0A Spdt, Rlr, 2-19
 Switch, Snap, 15a No, Rlr, 3-87

T

Taillight, 36vdc, 6.6 X 3.1, 2-5
 Tank, Demister, 2-37
 Tank, Recvy, Coolant, 2.5qt, 3-75
 Tank, Recvy, W/Label, Tj [T15] (Japan Only), 2-35
 Tank, Recvy, 2-35
 Tank, Soltn, Rm-Blgr, Trimmed, 2-39
 Tape, .0080, 1.0w, 2.5l [Protective], 2-27
 Terminal, Bullet, Mal, .157d, 12ga, 3-5, 3-7, 3-9, 3-11, 3-13, 3-15
 Terminal, Fem, Mp630, 12-10ga [P2s], 4-3, 4-4, 4-5
 Tie, Cable, 6.0l, 1.25d Max, 3-81, 3-91
 Tie, Cable, Nyl, 07.3l .19w 1.8 Max D, 2-43, 2-55, 3-3, 3-5, 3-7, 3-9, 3-11, 3-13, 3-15
 Tie, Cable, Nyl, 11.4l .19w 3.0 Max D, 3-65
 Tie, Cable, Nyl, 14.5l .30w 4.0 Max D, 2-25, 2-31
 Tie, Cable, Nyl, 15.3l . W 4.5 Max D, 3-69
 Timer, 36vdc, Detgt [.5on/1.17off], 2-51
 Tire Assy, Solid, 12.0x3.5 3.5bc/3bolt, 3-96
 Tire Assy, Solid, 12.3x3.5 3.5bc/3bolt, 2-21
 Tire, Solid, 300Mm X 100Mm Red, 4-9
 Tool, Removal, Shaft, F/222176, 2-31
 Track, Slide, Seat Adj, 12.5l, W/Latch, 2-7
 Track, Slide, Seat Adj, 12.5l, 2-7
 Tray Kit, Debris, 36.0, Ci, 2-29
 Tray, Battery, 2-61
 Tray, Brush, Rwk, 3-29
 Tray, Brush, 3-27
 Tray, Debris, 36.0l, 2-29
 Tray, Drip, 2-5
 Tread, Non-Skid, 02.2w 11.5l, 2-19

CROSS REFERENCE

Tread, Non-Skid, 04.5w 10.0l, 2-5, 3-37, 3-55, 3-79, 3-90
Tread, Non-Skid, 12.0w 14.5l (Japan Only), 2-9
Tread, Non-Skid, 12.8w 15.0l, 2-5
Tread, Non-Skid, 2-19
Tube Assy, Spray, Cyl, 0900mm [7200], 2-59
Tube Assy, Spray, Cyl, 0900mm, 2-49
Tube Wldt, Leg, Ohg, Rear, 3-17, 3-57
Tube, 0.34id 0.44od 00.3l, Ss, 3-65
Tube, 0.38id 0.88od 00.7l, Stl, Pl, 3-69
Tube, 0.41id 0.62od 00.5l, Ss, Cham, 2-65
Tube, 0.41id 0.62od 00.5l, Ss, 2-27, 2-33
Tube, Elbow, Kit, 2-37, 3-23
Tube, Wand, Vacuum, 1.3d 19.4l, 3-35
Tube, Wand, Vacuum, 1.3d, 3-35

V

Vacfan Kit, Dual, Ci [T15], 3-23
Vacfan Kit, Sgl, Ci [T15], 2-37
Valve, Ball, Pf08, Ss, 2-41
Valve, Check, 0002psi [Fast li+], 4-7
Valve, Check, 0002psi Bm04/Bm04, 2-43
Valve, Check, 0005psi [Fast li+], 4-7
Valve, Check, 0015psi Bm06/Bm08, 2-57, 2-59
Valve, Check, Soltn, Pm12, 3-19
Valve, Cntrl, Water, 3-33
Valve, Water, Solenoid, 36vdc 02pf, 2-49
Valve, Water, Solenoid, 36vdc Bm10/Bm10, 2-41, 3-75
Valve, Water, Solenoid, 36vdc Pf02, 2-47
Video, Oprtr, Dvd [W/Checklist T15], 3-97

W

Wand Assy, Power, 3-33
Wand Kit, Vacuum, 3-35
Wand, Dbl Bend, 38.1mmd, 3-33
Washer, 0.47b 1.19d .03, Nyl, 4-6
Washer, Flat, #08, Ss, 2-3
Washer, Flat, #10, Sae, 3-77
Washer, Flat, #10, 3-3, 3-5, 3-7, 3-9, 3-11, 3-13, 3-15
Washer, Flat, 0.22b 0.50d .05, Ss [#10], 2-5, 2-35, 3-21, 3-23, 3-87
Washer, Flat, 0.25, Fendr, 2-5, 2-7, 3-94
Washer, Flat, 0.25, Sae, 2-7, 3-13, 3-15, 3-51, 3-63, 3-67, 3-73, 3-77, 3-83, 3-89, 3-94
Washer, Flat, 0.25, Std, 2-13, 2-65, 3-49, 3-63, 3-65, 3-87, 3-89
Washer, Flat, 0.26b 0.72d .06, Nyl, 2-7, 2-27
Washer, Flat, 0.27b 0.69d .05, Ss, 2-3, 2-25, 2-27, 2-29, 2-31, 2-41, 2-49, 2-59, 2-65, 3-53, 3-59, 3-63, 3-67, 3-69

Washer, Flat, 0.28b 1.00d .06, Stl, 3-69, 3-71
Washer, Flat, 0.31, Fendr, 2-37, 3-23, 3-27, 3-29
Washer, Flat, 0.31, Sae (Japan Only), 2-9
Washer, Flat, 0.31, Sae, 2-13, 3-77
Washer, Flat, 0.31, Std, 2-7, 2-9, 2-13, 2-17, 2-43, 2-55, 3-27, 3-29, 3-49, 3-59, 3-65, 3-71, 3-79, 3-89, 3-90
Washer, Flat, 0.31b 0.88d .12, Rbr, 2-65
Washer, Flat, 0.32b 1.00d .12, Ss, 2-35, 2-39
Washer, Flat, 0.34b 0.75d .12 [Viton], 2-45
Washer, Flat, 0.38, Fendr, 2-63
Washer, Flat, 0.38, Sae, 3-63
Washer, Flat, 0.38, Std, 2-9, 2-23, 3-49, 3-59, 3-65
Washer, Flat, 0.38b 0.88d .08, Ss, 2-5, 2-27, 2-29, 2-31, 2-33, 2-35, 2-37, 2-39, 2-41, 2-43, 2-49, 2-59, 2-61, 2-63, 2-67, 3-17, 3-51, 3-57, 3-59, 3-61
Washer, Flat, 0.38b 0.88d .12, Stl, Pl, 2-7
Washer, Flat, 0.38b 1.25d .12, Neo, 2-67
Washer, Flat, 0.39b 0.75d .06, Nyl, 2-41
Washer, Flat, 0.44b 1.00d .08, Ss, 2-23, 2-25, 2-27, 2-33, 2-41, 2-45, 2-55, 2-57, 2-59, 2-63, 2-65, 3-19, 3-49, 3-69, 3-71
Washer, Flat, 0.47b 1.19d .03, Nyl, 4-4
Washer, Flat, 0.50, Sae, 2-23, 3-17, 3-49, 3-57, 3-89, 3-93
Washer, Flat, 0.50, Std, 2-9, 2-23, 3-65, 3-85
Washer, Flat, 0.52b 1.25d .06, Nyl, 3-65
Washer, Flat, 0.53b 1.88d .12, Stl, Pl, 2-67
Washer, Flat, 0.56b 1.38d .11, Ss, 2-21, 3-53
Washer, Flat, 0.64b 1.19d .06, Nyl, 3-65
Washer, Flat, 0.75, Sae, 3-59
Washer, Flat, 0.75b 1.00d .03, Nyl, 3-87
Washer, Flat, 1.27b 2.38d .08, Crs, Pl, 2-17
Washer, Flat, 1.91b 4.38d .13, Pye, 3-39, 3-41
Washer, Flat, 10, Sae, 2-13
Washer, Flat, 10, 2-13, 3-5, 3-7
Washer, Flat, Belleville, .25, 3-69, 3-71
Washer, Flat, Belleville, .31, 2-25, 3-63, 3-69, 3-73, 3-83
Washer, Flat, Belleville, .38, 2-9, 3-87
Washer, Flat, M12.7x25.4 Rep.By20536-2, 3-65
Washer, Flat, M12, Ss, 2-33
Washer, Lock, Int, #10, 2-41, 3-77
Washer, Lock, Int, 0.25, 2-13
Washer, Lock, Int, 0.31, 2-13, 3-77
Washer, Lock, Int, 0.38, Ss, 2-65
Washer, Lock, Int, 0.50, 2-51
Washer, Lock, Int, 10, 2-13
Washer, Thrust, 0.61b 1.25d .06, Fgl, 2-27, 2-33, 2-63
Washer, Thrust, 2.75b 3.62d 0.03, 2-17

Washer, Wavy, Motor, Ele [Magnetek], 4-4
Wheel Assy, Drive (See Breakdown), 2-17
Wheel Assy, Drive, 4-9
Wheel, 03.0d 0.87w 0.44b, Rbr, Pp Core, 3-87
Wheel, 03.0d 0.88w 0.50b, 2-67
Wheel, 04.0d 0.98w 0.78b, 3-37, 3-55
Wheel, 41.3d 19.1w, Rbr, 3-33
Wheel, Pyp, 04.0d 0.87w 0.44b, 3-63, 3-90
Wheel, Steering, 14.0d, Taper Bore, 2-9



We Need Your Help...

As part of Tennant's Zero Defects Program, we want to know about errors you have found or suggestions you may have regarding our machine manuals. If you find an error or have a suggestion, please complete this postage-paid form and mail it to us. Thank you for helping us make zero defects a way of life at Tennant.

Manual No. _____ Rev. No. _____ Publish Date _____ Page _____
Machine _____ Report Error Suggestion

Name _____ Date _____

Customer Number _____

Company _____

Address _____


City/State/Zip Code _____




TENNANT COMPANY
 Technical Publications #15
 701 North Lilac Drive
 P.O. Box 1452
 Minneapolis, MN 55440-9947

POSTAGE WILL BE PAID BY ADDRESSEE

BUSINESS REPLY MAIL
 FIRST CLASS MAIL PERMIT NO. 94 MINNEAPOLIS, MN



NO POSTAGE
 NECESSARY
 IF MAILED
 IN THE
 UNITED STATES



Fold along dotted lines

Tape here





We Need Your Help...

As part of Tennant's Zero Defects Program, we want to know about errors you have found or suggestions you may have regarding our machine manuals. If you find an error or have a suggestion, please complete this postage-paid form and mail it to us. Thank you for helping us make zero defects a way of life at Tennant.

Manual No. _____ Rev. No. _____ Publish Date _____ Page _____
Machine _____ Report Error Suggestion


Name _____ Date _____
Customer Number _____
Company _____
Address _____
City/State/Zip Code _____





TENNANT COMPANY
 Technical Publications #15
 701 North Lilac Drive
 P.O. Box 1452
 Minneapolis, MN 55440-9947

POSTAGE WILL BE PAID BY ADDRESSEE

BUSINESS REPLY MAIL
 FIRST CLASS MAIL PERMIT NO. 94 MINNEAPOLIS, MN



NO POSTAGE
 NECESSARY
 IF MAILED
 IN THE
 UNITED STATES



Fold along dotted lines

Tape here

