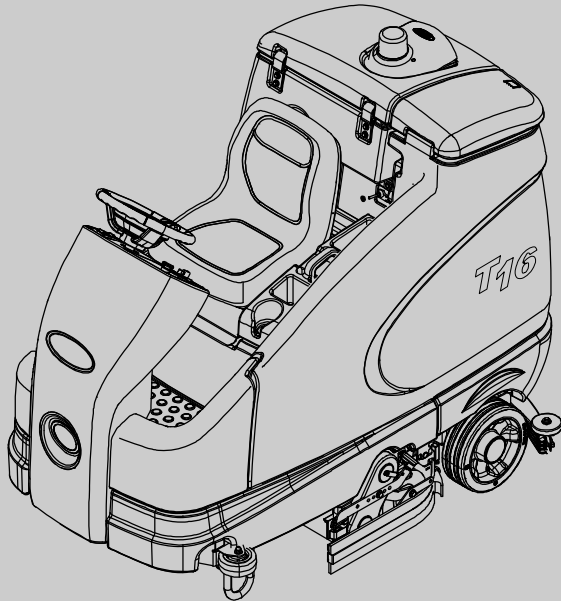
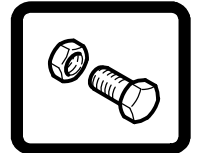




T16

(Battery)

Rider Scrubber Parts Manual



Foam Scrubbing Technology
The Safe Scrubbing Alternative[®]
ES[®] Extended Scrub System
TennantTrue[®] Parts
Hygenic[®] Fully Cleanable Tanks
IRIS[™] a Tennant Technology
Insta-Fit[™] Adapter



An ORBIO[™] Technology

North America / International

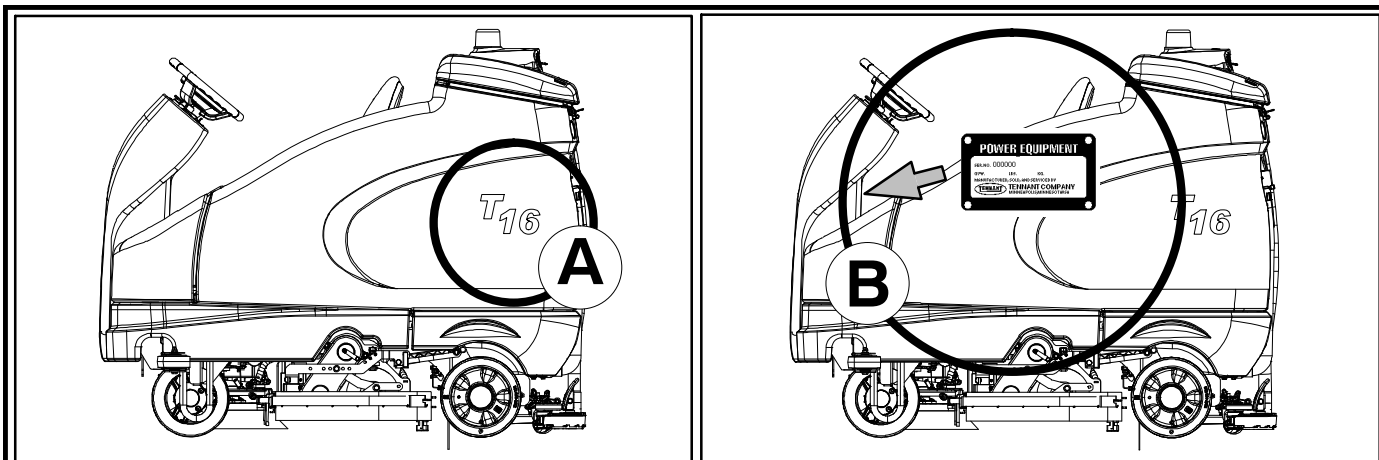


For latest Parts manual or other
Operator language manual, visit:

www.tennantco.com/manuals

9008148
Rev. 11 (01-2018)





Ref	Part No.	Serial Number	Description	Qty.
1	82681	(000000—)	Bracket Wldt, Lpg Mount	1
2	63810	(000000—)	Latch Assy, Lpg Tank Mtg, W/Nut	4
3	51839	(000000—)	Nut Adjustable, Lpg Tank Mtg	2
4	49263	(000000—)	Tie, Cable	3
5	82556	(000000—001039)	Bracket, Vaporizer	1
6	54930	(000000—)	Vaporizer, LPG	1

HOW TO ORDER PARTS – See diagram above

Only use TENNANT Company supplied or equivalent parts. Parts and supplies may be ordered online, by phone, by fax or by mail.

Follow the steps below to ensure prompt delivery.

1. **(A)** Identify the machine model.
2. **(B)** Identify the machine serial number from the data plate.
3. **(C)** Ensure the proper serial number is used from the parts list.
4. Identify the part number and quantity.
Do not order by page or reference numbers.
5. Provide your name, company name, customer ID number, billing and shipping address, phone number and purchase order number.
6. Provide detail shipping instructions.

(D) ▽ – Identifies an assembly
▲ – Identifies parts included in assembly

EN

Please fill out at time of installation for future reference.

Model No. – _____

Serial No. – _____

Machine Options – _____

Sales Rep. – _____

Sales Rep. phone no. – _____

Customer ID Number – _____

Installation Date – _____

Tennant Company
 PO Box 1452
 Minneapolis, MN 55440
 Phone: (800) 553-8033
 www.tennantco.com

Touch-N-Go, 1-STEP, Grip-N-Go, Dura-Track, Positive Drain Control, SmartRelease, Duramer, FaST-PAK, Insta-Fit are trademarks of Tennant Company.

Flow-Rite is a registered trademark of Flow-rite Controls.
 Hydrolinkâ is a registered trademark of Trojanâ Battery company.

Specifications and parts are subject to change without notice.
 Copyright © 2011 – 2018 TENNANT Company, Printed in U.S.A.

CN	<p>如何订购部件 - 参见下表</p> <p>仅使用 TENNANT 公司提供的或同等部件。部件和供应可以在线订购，通过电话、传真或邮件订购。请遵循下面的步骤确保及时交付。</p> <ol style="list-style-type: none"> 1. (A) 确定机器型号。 2. (B) 从数据标签确定机器序列号。 3. (C) 确保使用部件列表中的正确序列号。 4. 确定部件号和数量。 不要按页面或参考编号订购。 5. 提供您的姓名、公司名称、客户 ID 号、付帐和送货地址、电话号码和采购单编号。 6. 提供详细的送货说明。 <hr/> <p>(D) ▽ - 确定组件 ▲ - 确定组件中包含的组件</p>	<p>请在安装时填写供未来参考。</p> <p>型号 - _____</p> <p>序列号 - _____</p> <p>机器选项 - _____</p> <p>销售代表 - _____</p> <p>销售代表电话号码 - _____</p> <p>客户 ID 编号 - _____</p> <p>安装日期 - _____</p>
-----------	--	--

ES	<p>CÓMO SOLICITAR PIEZAS - Consulte el diagrama anterior.</p> <p>Utilice sólo las piezas suministradas por TENNANT Company o piezas equivalentes. Puede solicitar las piezas a través de internet, por teléfono, por fax o por correo.</p> <p>Siga los siguientes pasos para que la entrega sea rápida.</p> <ol style="list-style-type: none"> 1. (A) Indique el modelo de máquina. 2. (B) Indique el número de serie de la etiqueta de datos. 3. (C) Asegúrese de que indica el número de serie correcto de la lista de piezas. 4. Indique la cantidad y el número de la pieza. No realice el pedido indicando el número de página o el de referencia. 5. Incluya su nombre, el nombre de la empresa, el ID de cliente, las direcciones de envío y facturación, el número de teléfono y el número del pedido de compra. 6. Facilite instrucciones de envío. <hr/> <p>(D) ▽ - identifica un conjunto ▲ - identifica piezas de un conjunto</p>	<p>Rellene estos datos cuando realice la instalación para utilizarlos como referencia en el futuro.</p> <p>Nº modelo - _____</p> <p>Nº serie - _____</p> <p>Opciones de la máquina - _____</p> <p>Vendedor - _____</p> <p>Nº teléfono vendedor - _____</p> <p>Nº cliente - _____</p> <p>Fecha de instalación - _____</p>
-----------	--	---

FR	<p>COMMENT COMMANDER DES PIÈCES DÉTACHÉES - Voir le schéma ci-dessus.</p> <p>Utilisez uniquement des pièces fournies par la société TENNANT ou équivalentes. Les pièces et fournitures peuvent être commandées en ligne, par téléphone, fax, ou par courrier.</p> <p>Suivez les étapes ci-dessous pour assurer une livraison rapide.</p> <ol style="list-style-type: none"> 1. (A) Identifiez le modèle de la machine. 2. (B) Identifiez le numéro de série de la machine, à partir de l'étiquette signalétique. 3. (C) Assurez-vous que le numéro de série correct est utilisé à partir de la liste de pièces détachées. 4. Identifiez le numéro de pièce et la quantité. Ne commandez pas par page ou numéros de référence. 5. Fournissez votre nom, le nom de votre société, votre numéro d'identification de client, l'adresse de facturation et d'expédition, le numéro de téléphone et le numéro du bon de commande. 6. Fournissez des instructions d'expédition détaillées. <hr/> <p>(D) ▽ - identifie un assemblage ▲ - identifie les pièces composant l'assemblage</p>	<p>A remplir au moment de l'installation à titre de référence.</p> <p>Nº du modèle - _____</p> <p>Nº de série - _____</p> <p>Options de la machine - _____</p> <p>Agent commercial - _____</p> <p>Nº tél. de l'agent commercial - _____</p> <p>Numéro d'identification client - _____</p> <p>Date d'installation - _____</p>
-----------	--	---

JP	<p>パーツの発注方法 ? 上記の図を参照してください</p> <p>TENNANT社製のパーツまたは同等品のみをお使いください。パーツやサプライ品のご注文は、オンライン、電話、FAX、または手紙でお願いいたします。確実にお届けできるように、以下の情報お知らせください。</p> <ol style="list-style-type: none"> 1. (A) 製品のモデル名をお知らせください。 2. (B) 製品のデータラベルに印刷されているシリアル番号をお知らせください。 3. (C) パーツリストを参照して、シリアル番号が正しいかご確認ください。 4. パーツ番号と数量をお知らせください。マニュアル/カタログのページ番号や参照番号でのご注文はご遠慮ください。 5. お客様のお名前、会社名、顧客ID番号、請求/発送先住所、電話番号、注文書番号をお知らせください。 6. 発送に関するご希望があれば、明記してください。 <hr/> <p>(D) ▽ - アセンブリを示します ▲ - アセンブリに含まれるパーツを示します</p>	<p>後日確認できるように、設置時に記入してください。</p> <p>モデルNo. - _____</p> <p>シリアルNo. - _____</p> <p>製品のオプション - _____</p> <p>販売代理店 - _____</p> <p>販売代理店の電話番号 - _____</p> <p>顧客ID番号 - _____</p> <p>設置日 - _____</p>
-----------	---	---

GENERAL RECOMMENDED MAINTENANCE

NA

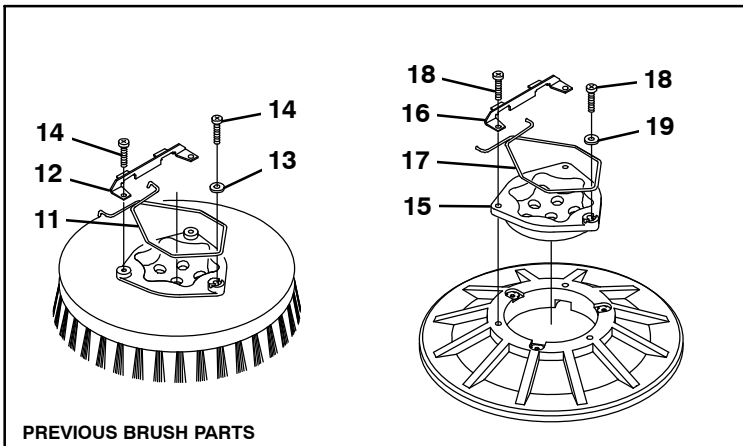
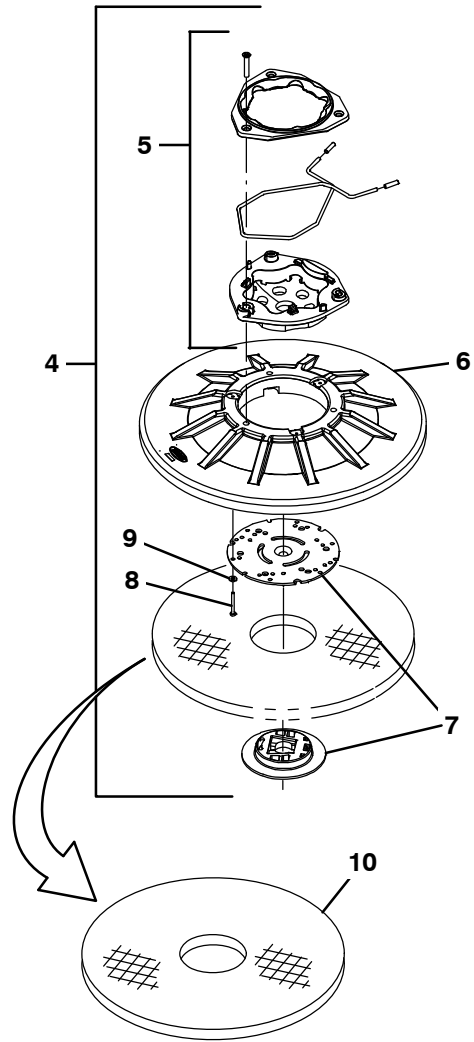
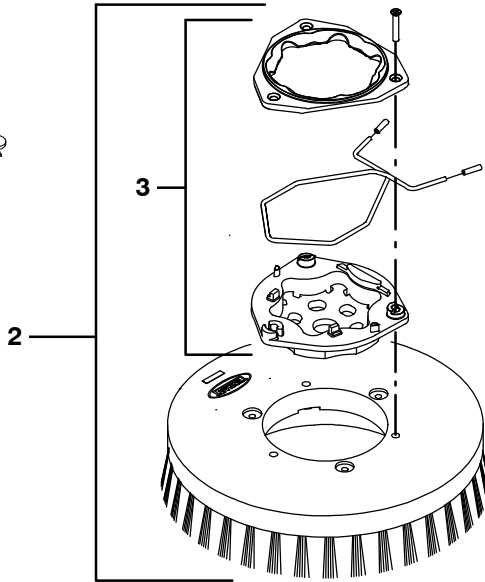
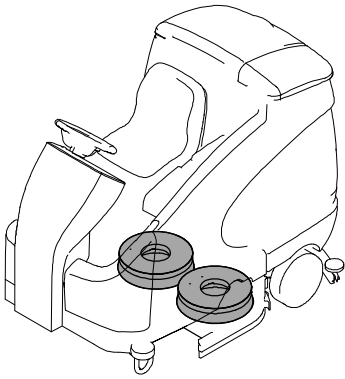
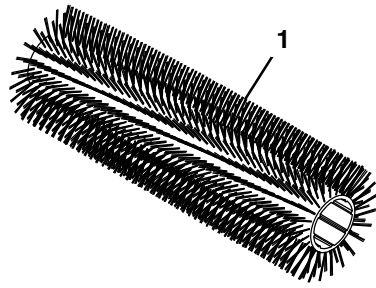
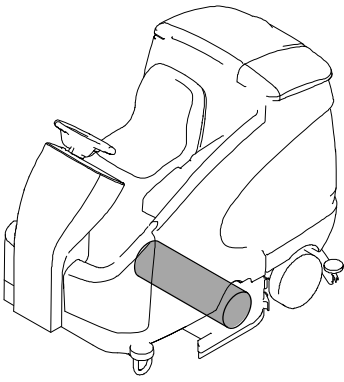
General Recommended Maintenance Items

Ref.	Part No.	Serial Number	Description	Qty.
▽	9008089	(000000-) Blade Kit, Sqge, Linatex, Ci [T16]	1
▲	1054670	(000000-) Blade, Sqge, Side Linatex	2
▲	1051283	(000000-) Blade, Sqge, Rear Linatex	1
▲	1056453	(000000-) Blade, Sqge, Front, 43.19l [Linard]	1
▽	9008090	(000000-) Blade Kit, Sqge, Ure, Ci [T16]	1
▲	1061198	(000000-) Blade, Sqge, Rear, Ure	1
▲	1061200	(000000-) Blade, Sqge, Front, 43.19l, Ure	1
▲	1061185	(000000-) Blade, Sqge, Side, 25.10l Ure	2
▽	9008094	(000000-) Blade Kit, Sqge, Rbr, Gum, Ci [T16]	1
▲	1061199	(000000-) Blade, Sqge, Rear, Gum	1
▲	1061201	(000000-) Blade, Sqge, Front, 43.19l, Gum	1
▲	1061184	(000000-) Blade, Sqge, Side, 25.10l Gum	2
	363162	(000000-) Wheel, 04.0d 0.89w 0.64b	1
	1205850	(000000-) Caster Assy, Swivel	2
	1057926	(000000-) Caster Assy, Swivel, Neoprene	2
	222280	(000000-) Battery, Wet, 06vdc 0235ah	6
	222846	(000000-) Battery, Wet, 06vdc 0360ah	6
	1057021	(000000-) Skirt, Rbr, .12, 03.75w 37.00l, 04/ SI	1
	223520	(000000-) Skirt, Rbr, .12, 03.75w 28.00l, 04/ SI	1
	1037822	(000000-) Filter, Panl, Dust, 2.0 X 06.1 X 07.6	1
	16411	(000000-) Paint, Airdry, Off-White, 12oz	1
	16412	(000000-) Paint, Airdry, Teal, 12oz, Solid	1
	377540	(000000-) Paint, Airdry, Blk, 12oz	1
	377538	(000000-) Paint, Airdry, Gray, 12oz [Enamel]	1
	377537	(000000-) Paint, Airdry, Iron Gray, 12oz [Pwdr Coat]	1
	1056813	(000000-) Skirt, Rbr, .12, 09.46w 18.93l, 04/ Hole	1
	1058110	(000000-) Skirt, Rbr, .06, 04.25w 024.09l, 05/ SI	1
	1054787	(000000-) Skirt, Rbr, .06, 03.36w 24.12l, 05/ Hole	1
	1058111	(000000-) Skirt, Neo, .18, 03.94w 24.57l, 05/ SI	1
	1017015	(000000-) FaST 365 2 Ltr, Detergent	1
	1017022	(000000-) FaST 665 2 Ltr, Detergent	1
	9002021	(000000-) FaST 965 2 Ltr, Detergent	1
	1067452	(000000-) Bag, Vacuum, Paper [1pick=1pkg]	1
	361144	(000000-) Key, Ignition, Sgl	1
▽	9007853	(000000-) Belt Kit, W/ Tool, Replmt	1
▲	1054975	(000000-) Belt, Drive, 7grv [7pj]	2
▲	1058208	(000000-) Tool, Installation, Belt	1

SECTION 2

Contents	Page
Fig. 1 – Replacement Brushes, Scrub Head	2-2
Fig. 2 – Replacement Brushes, Side Brush and Pre-Sweep	2-4
Fig. 3 – Main Frame Group	2-6
Fig. 4 – Seat Group	2-8
Fig. 5 – Steering Group	2-10
Fig. 6 – Instrument Panel and Directional Pedal Group	2-12
Fig. 7 – Electrical Box Group	2-14
Fig. 8 – Electrical Box Wiring Group	2-16
Fig. 9 – Battery Group, 235AH	2-18
Fig. 10 – Wheels Group	2-20
Fig. 11 – Scrub Head Lift Group	2-22
Fig. 12 – Scrub Head Drive Motor Group, Disk	2-24
Fig. 13 – Scrub Head Frame Group, Cylindrical	2-26
Fig. 14 – Scrub Head Drive Group, Cylindrical	2-28
Fig. 15 – Scrub Head Side Squeegee Group, Right Hand	2-30
Fig. 16 – Scrub Head Side Squeegee Group, Left Hand	2-32
Fig. 17 – Recovery Tank Group	2-34
Fig. 18 – Vacuum Fan Kit, Single	2-36
Fig. 19 – Solution Tank Group	2-38
Fig. 20 – Rear Squeegee Lift Group	2-40
Fig. 21 – Rear Squeegee Group	2-42
Fig. 22 – Electrical Schematic (1 of 5) (S/N 000000–026721)	2-44
Fig. 23 – Electrical Schematic (1 of 6) (S/N 026722–)	2-49
Fig. 24 – Wire Harnesses Group (S/N 000000–026721)	2-55
Fig. 25 – Wire Harnesses Group (S/N 026722–)	2-60
Fig. 26 – Label Group	2-65

Fig. 1 - Replacement Brushes, Scrub Head



PREVIOUS BRUSH PARTS

Fig. 1 – Replacement Brushes, Scrub Head

Ref.	Part No.	Serial Number	Description	Qty.
1	1053893	(000000–)	Brush, Scb, 35l, 20sr, Polypropylene	2
1	1053894	(000000–)	Brush, Scb, 35l, 20sr, Heavy Duty Polypropylene	2
1	1053895	(000000–)	Brush, Scb, 35l, 20sr, Polyester	2
1	1062578	(000000–)	Brush, Scb, 35l, 20sr, Super Abrasive	2
▽	2	1220191	(000000–) Brush Assy, Disk, Scrubbing, 18.0D, Nylon	2
▲	3	9014666	(000000–) Brush Kit, Hub Assy, Drive, Ci [Uhmw]	1
▽	2	1220188	(000000–) Brush Assy, Disk, Scrubbing, 18.0D, Polypropylene	2
▲	3	9014666	(000000–) Brush Kit, Hub Assy, Drive, Ci [Uhmw]	1
▽	2	1220190	(000000–) Brush Assy, Disk, Scrubbing, 18.0D, Super Abrasive	2
▲	3	9014666	(000000–) Brush Kit, Hub Assy, Drive, Ci [Uhmw]	1
▽	4	1220200	(000000–) Driver Assy, Pad, 18.0D	2
▲	5	9014666	(000000–) Brush Kit, Hub Assy, Drive, Ci [Uhmw]	1
▲	6	397978	(000000–) Disk, Driver, Pad, W/Face, 18.0D	1
▲	7	370095	(000000–) Device, Centering, Clip On, TI [Gf Pp]	1
▲	8	09198	(000000–) Screw, Pan, Phl, M4 X 0.70 X 35, Ss	1
▲	9	41579	(000000–) Washer, Flat, 08, Ss	1
	10	11777	(000000–) Pad, Stripping, 18.0d, Brown [1pick=1pad]	2
	10	370093	(000000–) Pad, Stripping, 18.0d, Blk [1pick=1pad]	2
	10	11778	(000000–) Pad, Scb, 18.0d, Blue [1pick=1pad]	2
	10	11780	(000000–) Pad, Buff, 18.0d, Red [1pick=1pad]	2
	10	11781	(000000–) Pad, Polish, 18.0d, White [1pick=1pad]	2
	10	1051029	(000000–) Pad, Surf Prep, 18.0d [Mar, 1pick = 1pad]	2

Previous Brush Parts

Ref.	Part No.	Serial Number	Description	Qty.
11	14838	(000000–)	Spring, Wir, 0.16d, Brush Retaining	1
12	24299	(000000–)	Bracket, Retainer, Spring	1
13	01684	(000000–)	Washer, Flat, 0.27b 0.69d .05, Ss	1
14	32746	(000000–)	Screw, Pan, Phl, M6 X 1.00 X 35, Ss	3
15	15539	(000000–)	Hub, Drive, Brush, Disk, 3hole 5.8bc[6t]	1
16	24299	(000000–)	Bracket, Retainer, Spring	1
17	14838	(000000–)	Spring, Wir, 0.16d, Brush Retaining	1
18	32746	(000000–)	Screw, Pan, Phl, M6 X 1.00 X 35, Ss	3
19	01684	(000000–)	Washer, Flat, 0.27b 0.69d .05, Ss	1
	11773	(000000–)	Brush Assy, Disk, Scb, 18.0D, Nylon (Replaced by 1220191)	1
	11771	(000000–)	Brush Assy, Disk, Scb, 18.0D, Polypropylene (Replaced by 1220188)	1
	11772	(000000–)	Brush Assy, Disk, Scb, 18.0D, Super Abrasive (Replaced by 1220190)	1
	397918	(000000–)	Disk Assy, Pad, 18.0D (Replaced by 1220200)	1

STANDARD PARTS

Fig. 2 – Replacement Brushes, Side Brush and Pre-Sweep

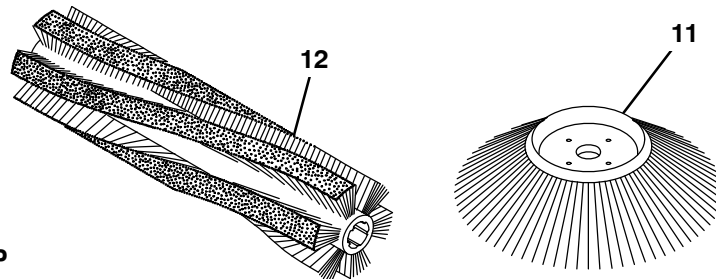

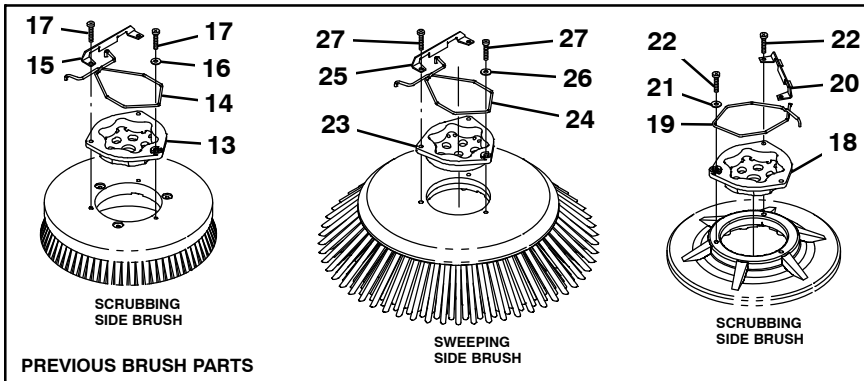
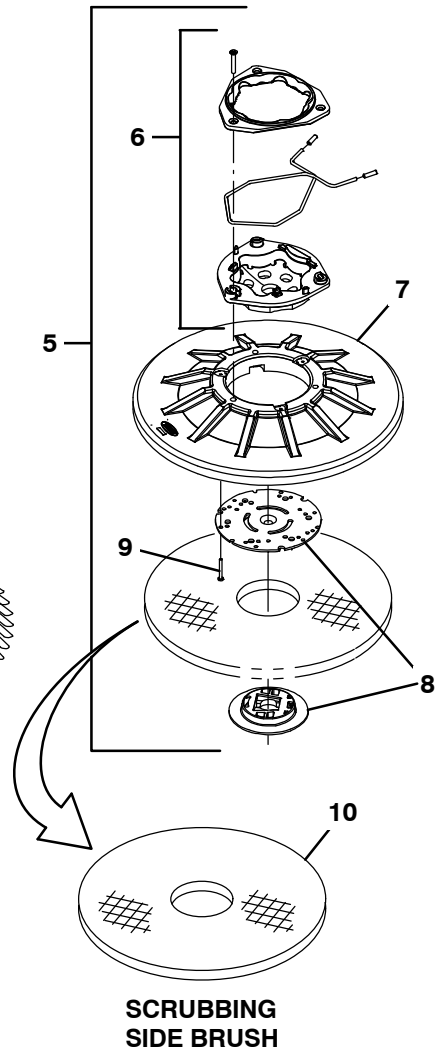
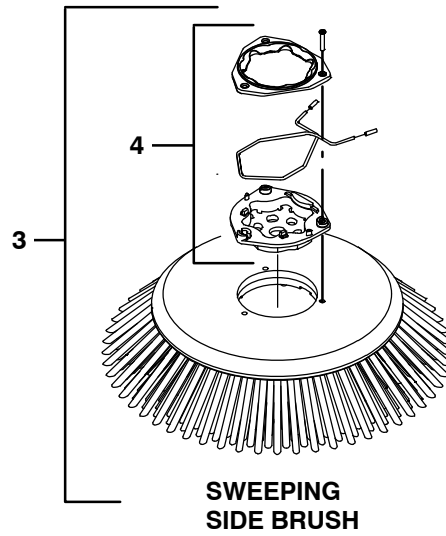
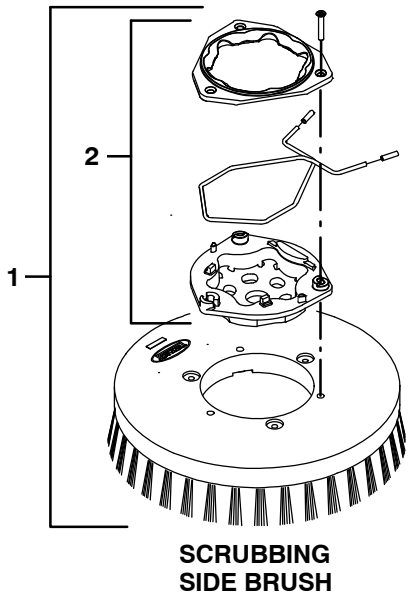
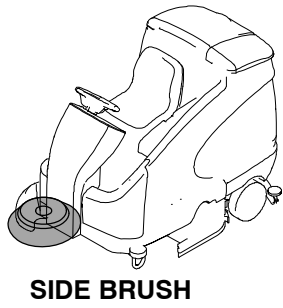


Fig. 2 – Replacement Brushes, Side Brush and Pre-Sweep

Ref.	Part No.	Serial Number	Description	Qty.
▽	1	1220230	(000000–) Brush Assy, Disk, Scrubbing, 13.0D, Nylon	1
▲	2	9014662	(000000–) Brush Kit, Hub Assy, Drive, Ci [Hdpe In]	1
▽	1	1220231	(000000–) Brush Assy, Disk, Scrubbing, 13.0D, Polypropylene	1
▲	2	9014662	(000000–) Brush Kit, Hub Assy, Drive, Ci [Hdpe In]	1
▽	1	1220232	(000000–) Brush Assy, Disk, Scrubbing, 13.0D, Super Abrasive	1
▲	2	9014662	(000000–) Brush Kit, Hub Assy, Drive, Ci [Hdpe In]	1
▽	1	1220240	(000000–) Brush Assy, Disk, Scrubbing, 13.0D, Polypropylene	1
▲	2	9014662	(000000–) Brush Kit, Hub Assy, Drive, Ci [Hdpe In]	1
▽	3	1220186	(000000–) Brush Assy, Disk, Swp, 19.0D, Polypropylene	1
▲	4	9014666	(000000–) Brush Kit, Hub Assy, Drive, Ci [Uhmw]	1
▽	5	1220243	(000000–) Driver Assy, Pad, 13.0D	1
▲	6	9014664	(000000–) Brush Kit, Hub Assy, Drive, Ci [Hdpe]	1
▲	7	1016063	(000000–) Disk, Driver, Pad, W/ Face, 13.0D	1
▲	8	370095	(000000–) Device, Centering, Clip On, TI [Gf Pp]	1
▲	9	360943	(000000–) Screw, Pan, Phl, 10–14 X 0.75, F/ Plstc	3
	10	89046	(000000–) Pad, Stripping, 13.0d, Brown[1pick=1pad]	2
	10	89047	(000000–) Pad, Scb, 13.0d, Blue	2
	10	89048	(000000–) Pad, Buff, 13.0d, Red [1pick=1pad]	2
	10	89049	(000000–) Pad, Polish, 13.0d, White [1pick=1pad]	2
	10	1051024	(000000–) Pad, Surf Prep, 13.0d [Mar, 1pick=1pad]	2
	11	87419	(000000–) Brush, Disk, Swp, 19.0d, Polypropylene (Pre-Sweep)	2
	12	80058	(000000–) Brush, Swp, 24L, 06Dr, Pyp, Spl (Pre-Sweep)	1

Previous Brush Parts

Ref.	Part No.	Serial Number	Description	Qty.
	13	1017368	(000000–) Hub, Drive, Brush, Disk, 3hole 5.8bc	1
	14	14838	(000000–) Spring, Wir, 0.16d, Brush Retaining	1
	15	24299	(000000–) Bracket, Retainer, Spring	1
	16	01684	(000000–) Washer, Flat, 0.27b 0.69d .05, Ss	1
	17	32746	(000000–) Screw, Pan, Phl, M6 X 1.00 X 35, Ss	3
	18	1017368	(000000–) Hub, Drive, Brush, Disk, 3hole 5.8bc	1
	19	1017957	(000000–) Spring, Retaining, Brush	1
	20	24299	(000000–) Bracket, Retainer, Spring	1
	21	01684	(000000–) Washer, Flat, 0.27b 0.69d .05, Ss	1
	22	32746	(000000–) Screw, Pan, Phl, M6 X 1.00 X 35, Ss	3
	23	15539	(000000–) Hub, Drive, Brush, Disk, 3hole 5.8bc[6t]	1
	24	14838	(000000–) Spring, Wir, 0.16d, Brush Retaining	1
	25	24299	(000000–) Bracket, Retainer, Spring	1
	26	01684	(000000–) Washer, Flat, 0.27b 0.69d .05, Ss	1
	27	32746	(000000–) Screw, Pan, Phl, M6 X 1.00 X 35, Ss	1
		1042492	(000000–) Brush Assy, Disk, Scrubbing, 13.0D, Nylon (Replaced by 1220230)	1
		1042494	(000000–) Brush Assy, Disk, Scrubbing, 13.0D, Polypropylene Heavy Duty (Replaced by 1220231)	1
		1042496	(000000–) Brush Assy, Disk, Scrubbing, 13.0D, Super Abrasive (Replaced by 1220232)	1
		30240	(000000–) Brush Assy, Disk, Scrubbing, 13.0D, Polypropylene (Replaced by 1220231)	1
		1055102	(000000–) Brush Assy, Disk, Sweeping, 19.0D, Polypropylene (Replaced by 1220186)	1
		379013	(000000–) Driver Assy, Pad 13.0D (Replaced by 1220243)	1

Fig. 3 – Main Frame Group

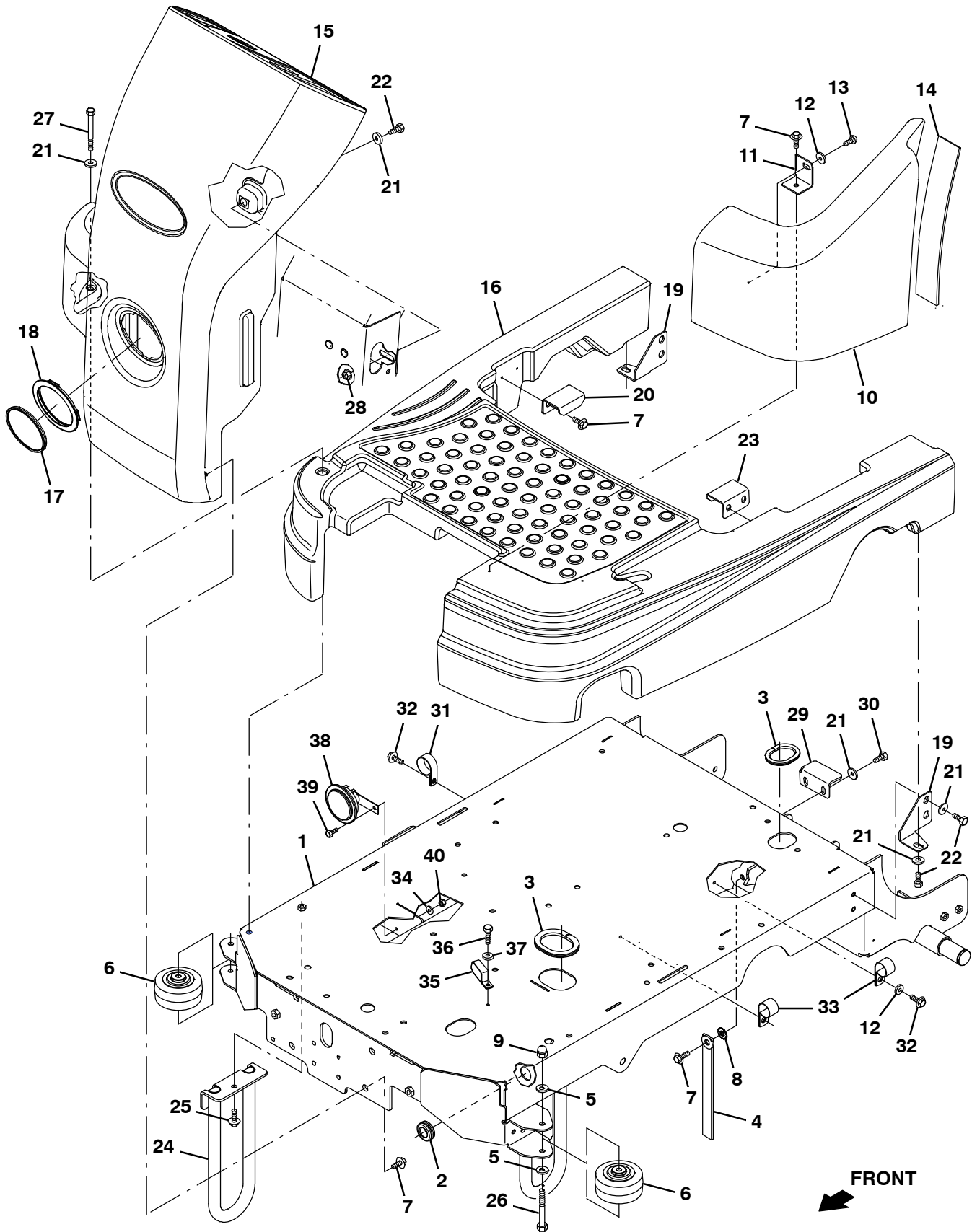


Fig. 3 – Main Frame Group

Ref.	Part No.	Serial Number	Description	Qty.
1	1054457	(000000–) Frame Wldt [T16]	1
2	1058168	(000000–) Grommet, Rbr, .88id, F/1.3h, .19 Matl	1
3	1020168	(000000–) Molding, Afmkt, Trim, Pvc, .08 .11, 01ft	1
4	71579	(000000–) Strap, Static, W/Grommet, .19 1.1w 25.0l	1
5	01685	(000000–) Washer, Flat, 0.38B 0.88D .08, SS	4
6	1054100	(000000–) Wheel, 04.0d 2.56w 0.41b	2
7	1020341	(000000–) Screw, Hex, M8 X 1.25 X 20, Ss, Sems	8
8	140015	(000000–) Washer, Lock, split, 0.31, Ss	1
9	1057772	(000000–) Nut, Low Crown , M10 X 1.5, Blk	2
10	9008659	(000000–) Shroud, Corner, Lh, Afmkt [T16]	1
11	1055579	(000000–) Bracket, Mtg, Shrd, Corner	1
12	01685	(000000–) Washer, Flat, 0.38b 0.88d .08, Ss	1
13	393135	(000000–) Screw, Btn, M8 X 1.25 X 20, Blk	1
14	1064684	(000000–) Seal, Foam, 0.13 2.00w 12.0l, Adh	1
15	9008658	(000000–) Shroud, Front, Afmkt [T16]	1
16	9008664	(000000–) Shroud, Frame, Afmkt [T16]	1
17	1064019	(000000–) Disc, Headlight	1
18	1059666	(000000–) Grommet, Mtg, Light	1
19	1052759	(000000–) Bracket, Mtg, Shrd, Frame	2
20	1055504	(000000–) Bracket, Mtg, Shrd, Rh	1
21	1017218	(000000–) Washer, Flat, 0.32b 1.00d .12, Ss	7
22	09740	(000000–) Screw, Hex, M8 X 1.25 X 20, Ss	8
23	1056027	(000000–) Bracket, Mtg, Shrd, Lh	1
24	1053586	(000000–) Stabilizer Wldt, Str	1
25	1037346	(000000–) Screw, Hex, M8 X 1.25 X 25, 9.8, Sems	3
26	1075276	(000000–) Screw, Hex, M10 X 1.50 X 90, Ss	2
27	06959	(000000–) Screw, Hex, M8 X 1.25 X 100, 8.8	1
28	07791	(000000–) Nut, Hex, Flng, M8 X 1.25	2
29	1055776	(000000–) Bracket, Mtg, Tank	1
30	09010	(000000–) Screw, Hex, M8 X 1.25 X 25, Ss	2
31	86328	(000000–) Clamp, Cable, Stl, 1.50d X 0.75w, 1hole	1
32	763045	(000000–) Screw, Hex, M8 X 1.25 X 20, Fmg	3
33	58366	(000000–) Clamp, Cable, Stl, 1.25d X 1.00w, 1hole	2
34	01684	(000000–) Washer, Flat, 0.27b 0.69d .05, Ss	1
35	67366	(000000–) Clamp, Cable, Stl, 1.0x2.0x0.62w, 1hole	1
36	12459	(000000–) Screw, Hex, M6 X 1.00 X 20, Fmg	1
37	32483	(000000–) Washer, Flat, 0.25, Sae	1
38	1057780	(000000–) Horn, 36vdc, 110dba	1
39	08716	(000000–) Screw, Hex, M6 X 1.00 X 20, Ss	1
40	08712	(000000–) Nut, Hex, Lock, M6 X 1.00, NI, Ss	1

Fig. 4 – Seat Group

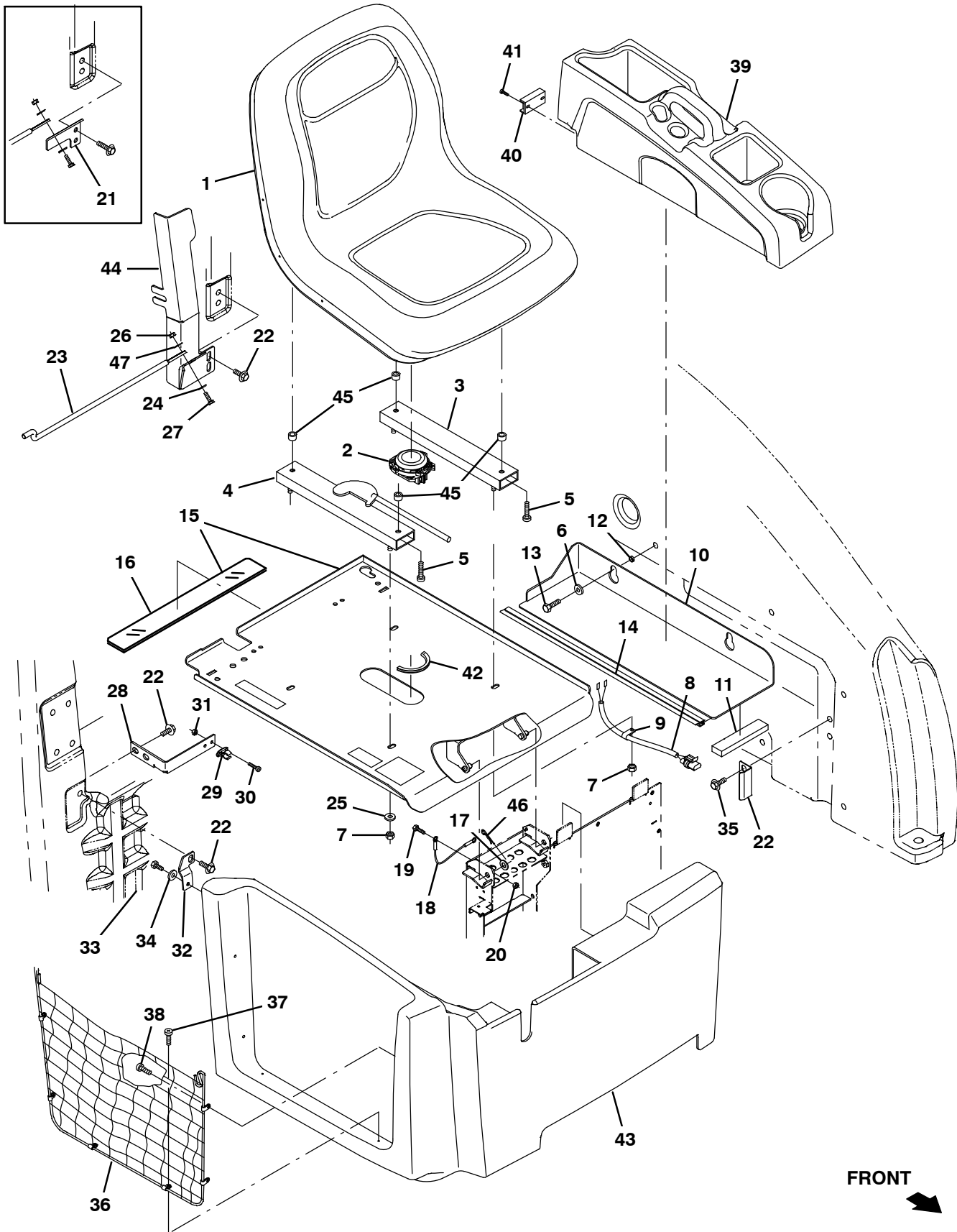


Fig. 4 - Seat Group

	Ref.	Part No.	Serial Number	Description	Qty.
▽	1	1053205	(000000-) Seat, Std	1
▲	2	1061165	(000000-) Switch, Seat, No [Delta 6500-02]	1
	3	1017053	(000000-) Rail, Adj, Slide, Seat, 11.5l	1
	4	1067353	(000000-) Rail, Adj, Slide, Seat, 11.5l, W/ Latch	1
	5	49177	(000000-) Screw, Pan, Phl, .31-18 X 1.00, G2	4
	6	01685	(000000-) Washer, Flat, 0.38b 0.88d .08, Ss	2
	7	01760	(000000-) Nut, Hex, Lock, .31-18, NI, Thin	4
	8	223330	(000000-) Harness, Switch, Seat [7200]	1
	9	46236	(000000-) Clamp, Cable, Stl, 0.25d X 0.56w, 1hole	1
	10	1056366	(000000-) Bracket, Mtg, Tray	1
	11	1064469	(000000-) Seal, Rbr, Clsd, 0.75, 0.75w 05.5l Adh	1
	12	1066407	(000000-) Sleeve, P/M, 0.32b 0.44d 0 .1l [430ss]	2
	13	15675	(000000-) Screw, Hex, M8 X 1.25 X 16, Ss	2
	14	1066839	(000000-) Seal, Afmkt, Wiper, 02Ft	1
▽	15	9007955	(000000-) Plate Wldt, Seat, W/Labels, Aftmkt	1
▲	16	1017705	(000000-) Pad, Rbr, 0.12 X 1.9 X 15.3, Adh	1
▽	15	9008741	(000000-) Plate Wldt, Seat, W/Labels, Aftmkt, TJ (Japan Only)	1
▲	16	1017705	(000000-) Pad, Rbr, 0.12 X 1.9 X 15.3, Adh	1
	17	32485	(000000-) Washer, Flat, 0.38, Sae	1
	18	55038	(000000-) Cable, Glv .06d 005.8l .26eye /.26eye	1
	19	763025	(000000-) Screw, Hex, M5 X 0.80 X 10, FI	1
	20	06549	(000000-) Nut, Hex, Lock, M5 X 0.80, NI	1
	21	1060447	(000000-022354) Bracket, Mtg, Prop Rod	1
	22	1020341	(000000-) Screw, Hex, M8 X 1.25 X 20, Ss, Sems	7
	23	1065071	(000000-) Rod Wldt, Prop	1
	24	43454	(000000-) Washer, Flat, 0.34b 0.69d .06, Nyl	2
	25	32491	(000000-) Washer, Flat, 0.31, Std	3
	26	08708	(000000-) Nut, Hex, Lock, M6 X 1.00, NI	1
	27	06943	(000000-) Screw, Hex, M6 X 1.00 X 20, 8.8	1
	28	1052259	(000000-) Angle, Mtg, Clip, Prop Rod	1
	29	1061002	(000000-) Clip, Grip, Rod, 0.49-0.63, Blk Plstc	1
	30	06927	(000000-) Screw, Pan, Phl, M4 X 0.70 X 16, 4.8	2
	31	02850	(000000-) Nut, Hex, Lock, M4 X 0.70, NI	2
	32	1060646	(000000-) Angle, Mtg, Shrd, Seat	1
	33	15678	(000000-) Screw, Hex, M6 X 1.00 X 16, Ss	1
	34	01684	(000000-) Washer, Flat, 0.27b 0.69d .05, Ss	1
	35	1059179	(000000-) Angle, Keeper, Shrd, Seat	1
	36	1063579	(000000-) Mesh Assy, Cloth [T16 Cargo Net]	1
	37	49162	(000000-) Screw, Pan, Phl, 08-16 X 0.50, F/ Plstc	2
	38	1059625	(000000-) Screw, Btn, M5 X 1.0 X 12, Blk	4
	39	9008661	(000000-) Tray, Console, Afmkt [T16]	1
	40	63378	(000000-) Magnet, Drive Brush	1
	41	06926	(000000-) Screw, Pan, Phl, M4 X 0.70 X 10, 4.8	2
	42	1020168	(000000-) Molding, Afmkt, Trim, Pvc, .08 .11, 01ft	1
	43	9008662	(000000-) Shroud, Seat, Afmkt [T16]	1
	44	1068685	(022355-) Cover Wldt, Wire	1
	45	386785	(000000-) Spacer, Latch, Fltr	4
	46	86866	(000000-) Pin, Cotter, Hair, 0.38d .072 Wir	1
	47	32483	(000000-) Washer, Flat, 0.25, Sae	1

Fig. 5 - Steering Group

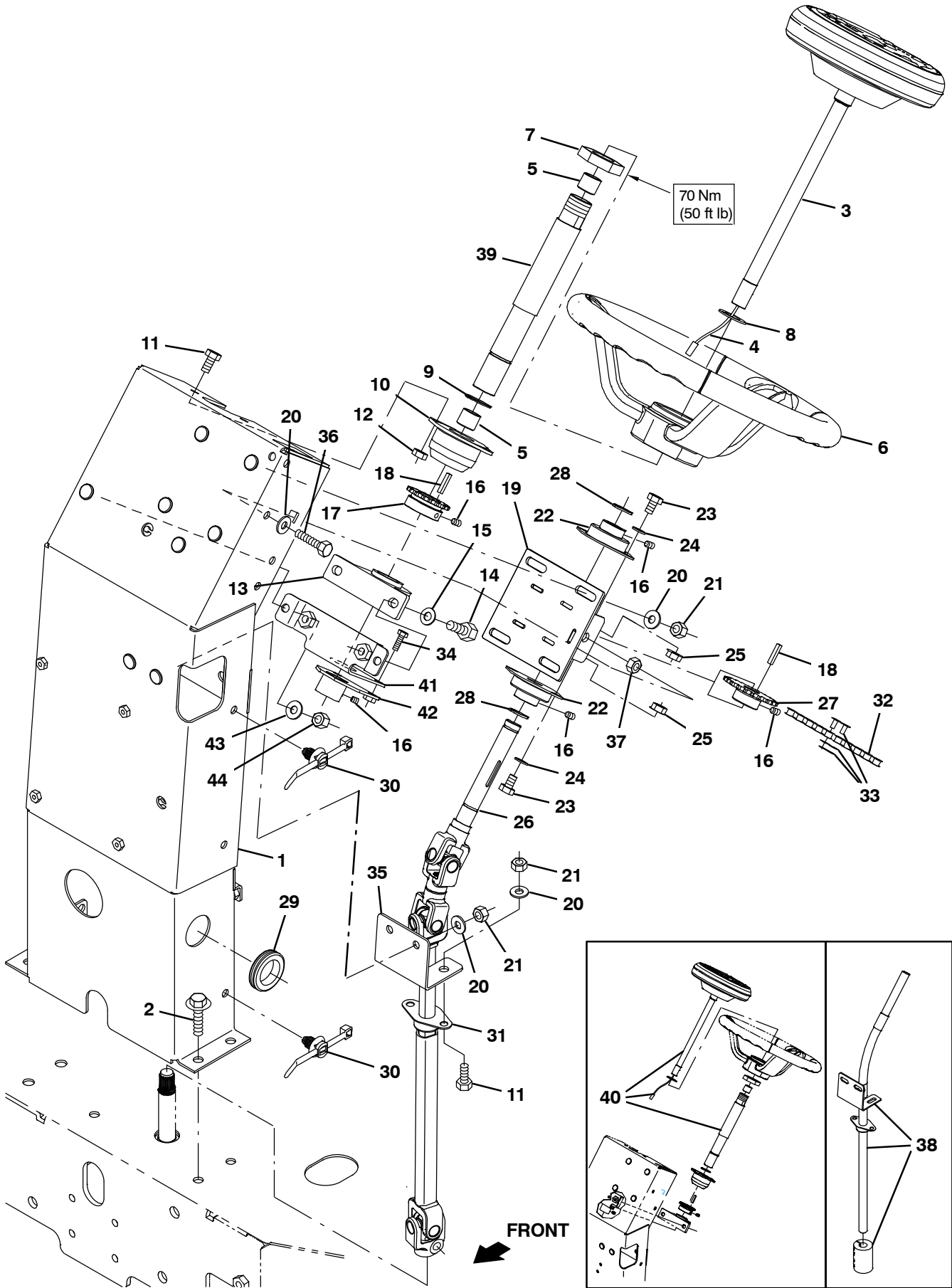


Fig. 5 - Steering Group

Ref.	Part No.	Serial Number	Description	Qty.	
1	1057032	(000000-023678)	Channel Wldt, Sppt, Steering	1	
1	1072243	(023679-024893)	Channel Wldt, Sppt, Steering	1	
1	1073545	(024894-026721)	Channel Wldt, Sppt, Steering	1	
1	1074678	(026722-)	Channel Wldt, Sppt, Steering	1	
2	1037358	(000000-)	Screw, Hex, M10 X 1.50 X 35, 9.8, Sems	4	
▽	3	9009093	(024894-)	Panel Kit, Console, Instmt, Replmt	1
▲	4	9007966	(024894-)	Harness Kit, Wire, Instmt Panl, Replmt	1
5	1057785	(000000-)	Bearing, Journal, 0.75b 0.88d 0.75l	2	
6	1056412	(000000-)	Wheel, Steering, 14.4d	1	
7	1059073	(000000-)	Nut, Hex, Jam, 1.12-12	1	
8	04846	(000000-)	Washer, Thrust, 0.79b 1.42d 0.06[Garlok]	1	
9	70651	(000000-)	Ring, Retaining, Ext, 1.12d	1	
10	1057043	(000000-)	Bearing, Flng, 2hole, 1.25b	1	
11	16931	(000000-)	Screw, Hex, M8 X 1.25 X 20, 8.8	4	
12	08713	(000000-)	Nut, Hex, Lock, M8 X 1.25, NI, Ss	2	
13	1054654	(000000-)	Bearing, Pillowblock, 1.12b	1	
14	06961	(000000-)	Screw, Hex, M10 X 1.5	2	
15	32485	(000000-)	Washer, Flat, 0.38, Sae	2	
16	09162	(000000-)	Screw, Set, Soc, M6 X 1.00 X 8, NI	6	
17	1053825	(000000-)	Sprocket, Steering, 1.12b	1	
18	00912	(000000-)	Key, Sq, 0.19 X 0.19, 1.00l	1	
19	1057572	(000000-)	Plate Wldt, Sppt, Brg	1	
20	32491	(000000-)	Washer, Flat, 0.31, Std	9	
21	08709	(000000-)	Nut, Hex, Lock, M8 X 1.25, NI	8	
22	1057554	(000000-)	Bearing, Flng, 2hole, 0.75b	2	
23	16735	(000000-)	Screw, Hex, M8 X 1.25 X 16, 8.8	4	
24	39349	(000000-)	Washer, Flat, 0.31, Sae	4	
25	07791	(000000-)	Nut, Hex, Flng, M8 X 1.25	4	
26	1201715	(022672-)	Steering Shaft Assembly	1	
27	1057171	(000000-)	Sprocket, Steering, 0.75b	1	
28	26428	(022672-)	Ring, Retaining, Ext, 0.75d, Hd	2	
29	04051	(000000-)	Grommet, Rbr, 1.31id, F/1.6h, .12 Matl	1	
30	1210807	(000000-)	Wire, Tie [W/.25" Fir Tree Clip]	2	
31	223065	(000000-)	Bearing, Flng, 2hole, 0.75b [Nyl]	1	
32	1053977	(000000-)	Chain, Rlr, 35 X 35 Pitches	1	
33	14799	(000000-)	Link, Chain, Rlr, 35	1	
34	1034731	(024894-)	Screw, Hex, M6 X 1.00 X 16, Sems, Ss	2	
35	1201731	(022672-)	Bracket, Sppt, Brg	1	
36	04375	(000000-)	Screw, Hex, M8 X 1.25 X 40, 8.8, Fl	1	
37	39311	(000000-)	Nut, Hex, Std, M8 X 1.25	1	
38	9009597	(000000-022671)	Shaft Kit, Steering, Replmt [T16]	1	
39	1073546	(024894-)	Tube, Column, Steering	1	
40	9011900	(000000-024893)	Pod Assy, Steering Wheel, Ci [T16]	1	
41	1208622	(024894-)	Bracket Wldt, Brg	1	
42	1208625	(024894-)	Plate Wldt, Brg	1	
43	32490	(024894-)	Washer, Flat, 0.25, Std	2	
44	08709	(024894-)	Nut, Hex, Lock, M8 X 1.25, NI	2	

Fig. 6 – Instrument Panel and Directional Pedal Group

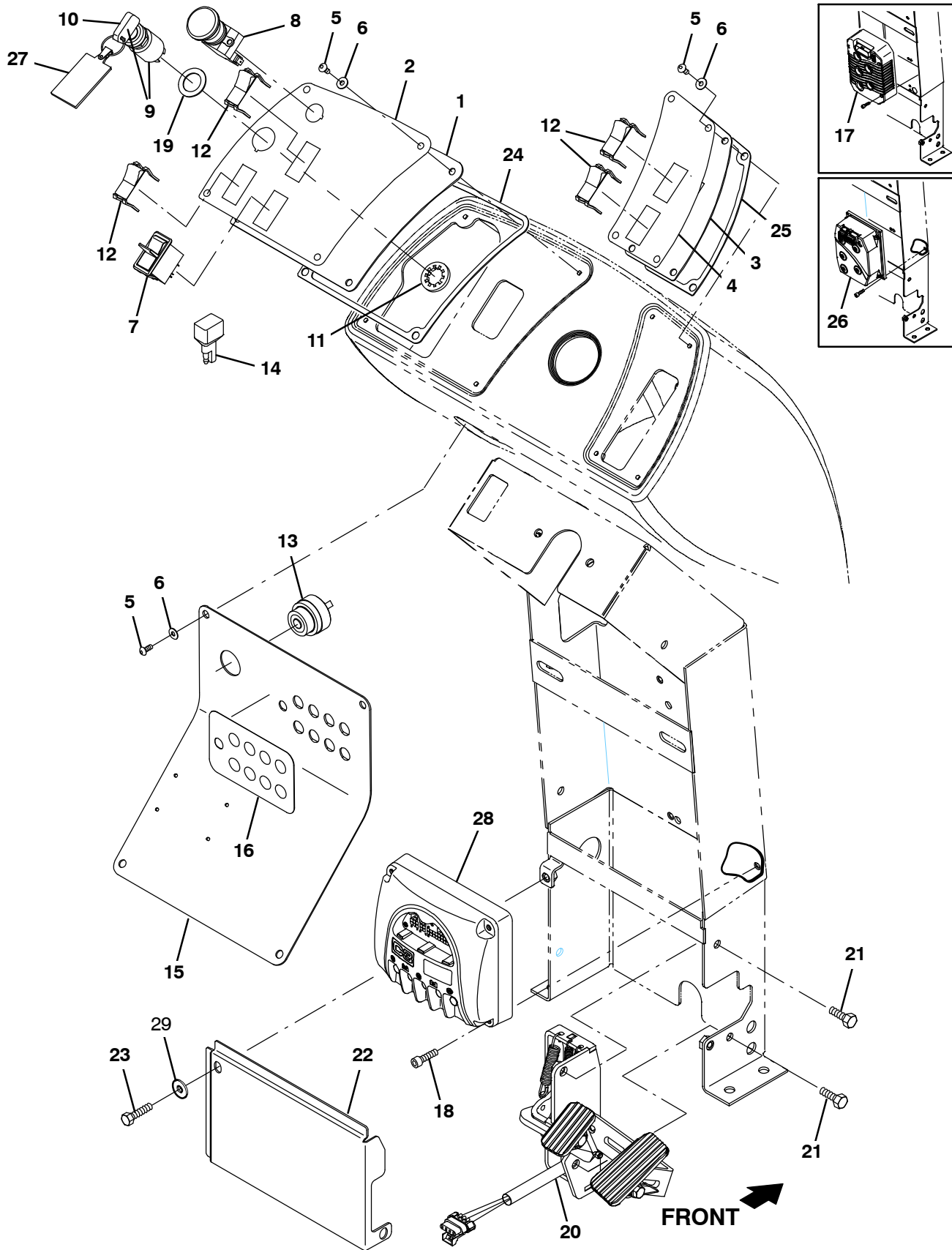


Fig. 6 - Instrument Panel and Directional Pedal Group

Ref.	Part No.	Serial Number	Description	Qty.
1	1055064	(000000-) Panel, Console, Lh	1
2	1061960	(000000-) Label, Opertnl, Console, Lh	1
3	1059133	(000000-) Panel, Console, Rh	1
4	1061959	(000000-) Label, Opertnl, Console, Rh	1
5	1059625	(000000-) Screw, Btn, M5 X 1.0 X 12, Blk	12
6	1059252	(000000-) Washer, Flat, 0.19b 0.50d .03, Stl, Blk	12
7	1058679	(000000-) Switch, Rocker, Dpdt, On / None / On	1
8	1011735	(000000-) Switch, Safety, Shutoff	1
▽	9	361076	(000000-) Switch, Ignition [Merit Gmbh]	1
▲	10	361144	(000000-) Key, Ignition, Sgl	1
11	1063931	(000000-) Washer, Lock, Int, 0.88, Pl	1
12	398501	(000000-) Plug, Hole, Rt, Rocker Switch, .87 X 1.7	4
13	1064583	(000000-) Alarm, Audio, 10- 48vdc, W/ Shutter	1
14	222290	(000000-) Diode, Ele, Plug	1
15	9007947	(000000-) Panel, Ele, W/Labels, Afmkt	1
15	9008744	(000000-) Panel, Ele, W/Labels, Afmkt, TJ (Japan Only)	1
15	9008696	(000000-) Panel, Ele, Ec- H20, Fast, Afmkt	1
15	9008740	(000000-) Panel, Ele, Ec- H20, Fast, Afmkt, TJ (Japan Only)	1
16	1058641	(000000-) Label, Circuitbreaker, Panl, Ele	1
17	9012508	(000000- 025332)) Controller Kit, Ci [T16]	1
18	33951	(000000- 026721)) Screw, Soc, M6 X 1.00 X 20, 12.9	4
18	1225904	(026722-) Screw, Soc, M5 x 0.8 x 40	4
19	82226	(000000-) Washer, Flat, 0.91b 1.38d .06, Stl, Pl	1
20	1051837	(000000-) Pedal Assy, Accelerator, Brake (See Breakdowns)	1
21	09740	(000000-) Screw, Hex, M8 X 1.25 X 20, Ss	2
22	1059207	(000000-) Panel, Access, Pedal Assy	1
23	09010	(000000-) Screw, Hex, M8 X 1.25 X 25, Ss	2
24	1068147	(000000-) Gasket, Lh	1
25	1068151	(000000-) Gasket, Rh	1
26	1073647	(025333- 026721)) Controller, Propel, 36vdc 200a [Ac]	1
27	1075003	(000000-) Keychain, Rectangle, Parts & Service	1
28	1074519	(026722-) Controller, Drive [T16]	1
29	01685	(000000-) Washer, Flat, 0.38B 0.88D .08, Ss	2

Fig. 7 – Electrical Box Group

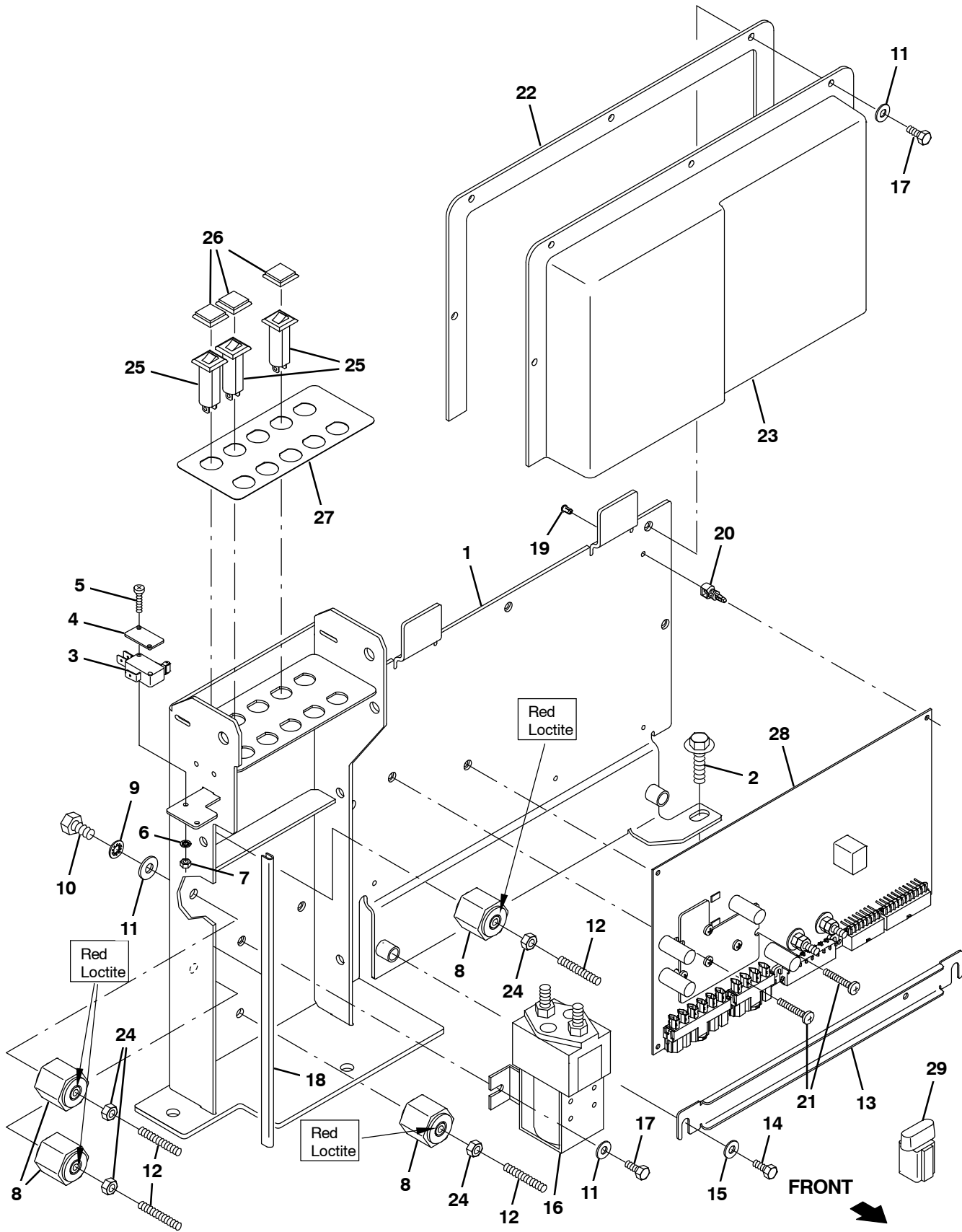


Fig. 7 – Electrical Box Group

Ref.	Part No.	Serial Number	Description	Qty.
1	1057174	(000000–) Bracket Wldt, Mtg	1
2	1037355	(000000–) Screw, Hex, M8 X 1.25 X 35, 9.8, Sems	3
3	600437	(000000–) Switch, Snap, 15a, Rlr	1
4	601359	(000000–) Plate, Backing, Switch	1
5	06922	(000000–) Screw, Pan, Phl, M3 X 0.50 X 20, 4.8	2
6	39658	(000000–) Washer, Lock, Int, 04	2
7	01754	(000000–) Nut, Hex, Std, M3 X 0	2
8	76062	(000000–) Stand–Off, Wir, M6, Insulator, Panel	4
9	32982	(000000–) Washer, Lock, Int, 0.25	12
10	58670	(000000–) Screw, Hex, .25–20 X 0.50, NI	4
11	386063	(000000–) Washer, Flat, 0.25B 1.12D .12, Ss	11
12	41702	(000000–) Rod, Thrd, Full, .25–20 01.5l	4
13	1055226	(000000–022201) Plate, Clamp, Wire	1
14	12316	(000000–022201) Screw, Hex, M5 X 0.80 X 25, Ss	2
15	19066	(000000–022201) Washer, Flat, 0.25b 0.56d .05, Pl, 10	2
16	1068510	(000000–) Contactor, 36vdc, 200a, Spst	1
17	12312	(000000–) Screw, Hex, M5 X 0.80 X 12, 8.8	7
18	1020168	(000000–) Molding, Afmkt, Trim, Pvc, .08 .11, 01ft	1
19	1059321	(000000–) Rivet, Plstc, Circuitboard	5
20	1058878	(000000–) Clip, Circuitboard	5
21	140293	(000000–) Screw, Pan, M5 X 0.80 X 30, Ss	2
22	1058396	(000000–) Gasket, Cover, Circuitboard	1
23	9007903	(000000–) Cover, Circuitboard W/Labels, Afmkt	1
23	9007903	(000000–) Cover, Circuitboard W/Labels, Afmkt, TJ (Japan Only)	1
24	19312	(000000–) Nut, Hex, Std, .25–20	4
25	1064184	(000000–) Circuitbreaker, 02.5a, Resetable	3
26	1064191	(000000–) Boot, Circuitbreaker	3
27	1058647	(000000–) Label, Circuitbreaker	1
28	9008756	(000000–) Circuitboard Kit, Mach, Afmkt	1
29	1056982	(000000–) Diode, Ele, Plug	1

Fig. 8 - Electrical Box Wiring Group

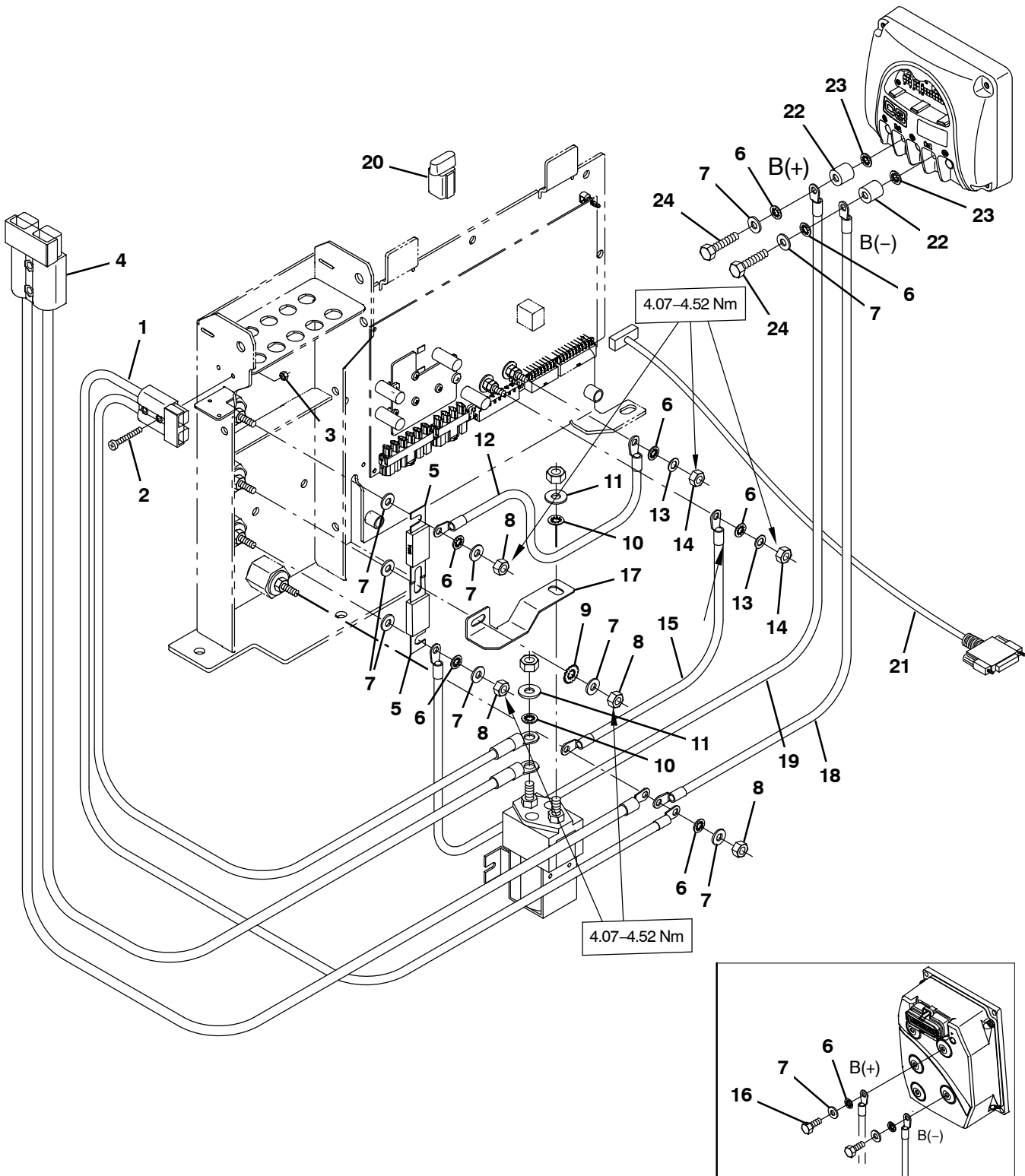


Fig. 8 – Electrical Box Wiring Group

Ref.	Part No.	Serial Number	Description	Qty.
1	1059169	(000000–) Cable Assy, 10ga .25ring /.31ring, 050a	1
2	25005	(000000–) Screw, Pan, Phl, 06–32 X 1.00, G1	2
3	75939	(000000–) Nut, Hex, Lock, #06–32, NI	2
4	1058604	(000000–) Cable Assy, 02ga .31ring /.31ring, 175a	1
5	86379	(000000–) Fuse, 100a, 0.88 2.4l, 125volt	2
6	32982	(000000–) Washer, Lock, Int, 0.25	10
7	32483	(000000–) Washer, Flat, 0.25, Sae	9
8	19312	(000000–) Nut, Hex, Std, .25–20	4
9	41140	(000000–) Washer, Lock, Int–Ext, 0.25	1
10	43952	(000000–) Washer, Lock, Int, 0.31, Ss	2
11	39349	(000000–) Washer, Flat, 0.31, Sae	2
12	1058627	(000000–) Cable, 06ga 24.0l Brown .25ring /.25ring	1
13	1061918	(000000–) Washer, Flat, 0.25b 0.47d .06, Brs	2
14	1061910	(000000–) Nut, Hex, Std, M6 X 1.00, Brs	2
15	1058628	(000000–) Cable, 06ga 16.0l Blk .25ring /.25ring	1
16	06942	(000000–026721) Screw, Hex, M6 X 1.00	2
17	1060156	(000000–) Busbar, .06 1.0W 1.4H 4.4L Relay	1
18	1058629	(000000–) Cable, 06ga 52.0l Blk .25ring /.25ring	1
19	1058625	(000000–) Cable, 06ga 53.0l Brown .25ring /.25ring	1
20	1056982	(000000–022201) Diode, Ele, Plug	1
21	1062199	(000000–) Harness, Diagnostic [T16]	1
22	1206722	(026722–) Sleeve, P/M 0.25 0.38D 0.8L	2
23	32984	(026722–) Washer, Lock, Int, 0.31	2
24	06946	(026722–) Screw, Hex, M6 X 1.00 X 35, 8.8	2

Fig. 9 – Battery Group, 235AH

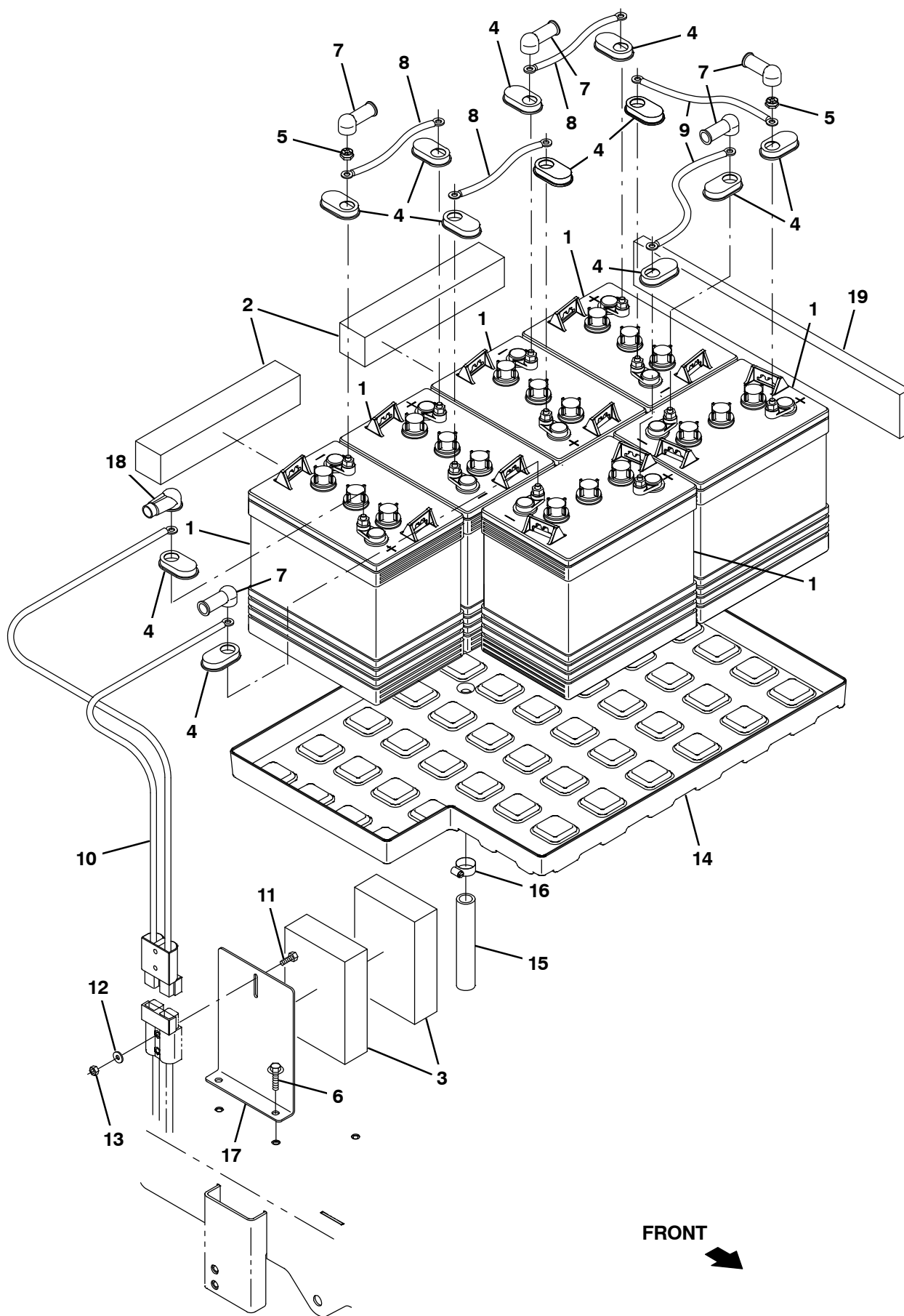


Fig. 9 – Battery Group, 235AH

Ref.	Part No.	Serial Number	Description	Qty.
1	222280	(000000–) Battery, Wet, 06vdc 0235ah	6
2	83415	(000000–) Spacer, Battery, Foam, 2.00 X 2.0 X 11.0	2
3	80134	(000000–) Spacer, Battery, Foam, 1.75 X 4.8 X 7.0	2
4	1041030	(000000–) Cap, Battery	12
5	87435	(000000–) Nut, Hex, Flexlock, .31–18	12
6	1037346	(000000–) Screw, Hex, M8 X 1.25 X 25, 9.8, Sems	2
7	611221	(000000–) Boot, Terminal, Battery, 25.4mm, Blk	11
8	1058612	(000000–) Cable, 02ga 08.0l Red .31ring /.31ring	3
9	1058620	(000000–) Cable, 02ga 12.0l Red .31ring /.31ring	2
10	1058604	(000000–) Cable Assy, 02ga .31ring /.31ring, 175a	1
11	06946	(000000–) Screw, Hex, M6 X 1.00 X 35, 8.8	2
12	32483	(000000–) Washer, Flat, 0.25, Sae	2
13	08708	(000000–) Nut, Hex, Lock, M6 X 1.00, NI	2
14	1056706	(000000–) Tray, Battery [Quantum]	1
15	1015048	(000000–) Hose, Afmkt, Pvc, Brd, 0.75id, 01ft, Clr	1
16	63810	(000000–) Clamp, Hose, Wormdrive, 0.56–1.06d, .56w	1
17	1056933	(000000–) Angle, Battery	1
18	1016314	(000000–) Boot, 90deg .50id 1.00id 2.50l, Red	1
19	222473	(000000–) Spacer, Battery, 0.75 X 3.0 X 21.0	1

Fig. 10 – Wheels Group

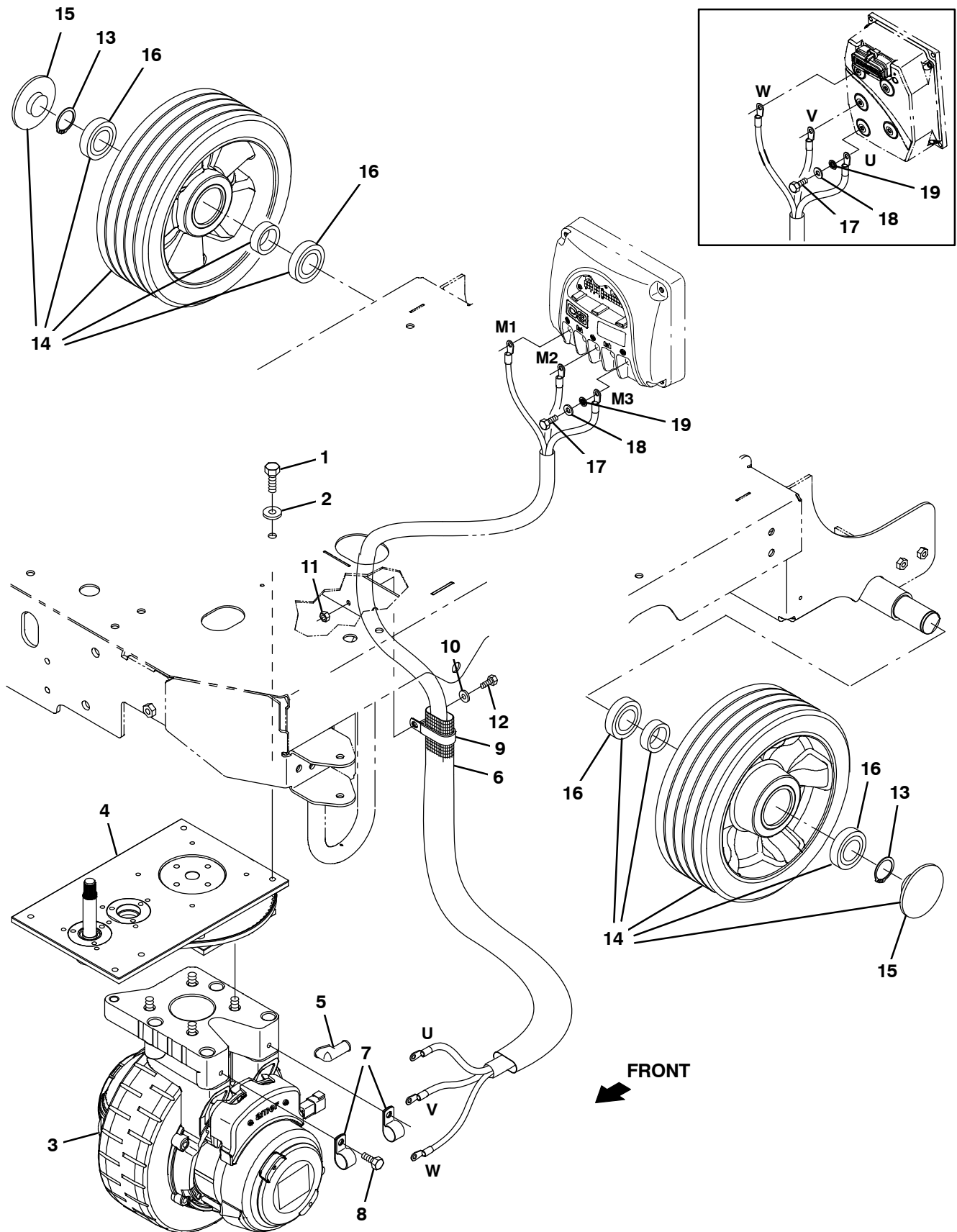


Fig. 10 - Wheels Group

Ref.	Part No.	Serial Number	Description	Qty.	
1	09028	(000000-) Screw, Hex, M10 X 1.50 X 25, Ss	3	
2	01686	(000000-) Washer, Flat, 0.44b 1.00d .08, Ss	3	
3	1055257	(000000-023752) Wheel Assy, Drive (See Breakdowns) (Replaced by 9010158)	1	
3	1071695	(023753-) Wheel Assy, Drive (See Breakdowns)	1	
4	1053418	(000000-022671) Steer-Control Assy, Wheel Drive (See Breakdowns) (Replaced by 9010159)	1	
4	1202071	(022672-023752) Steer-Control Assy, Wheel Drive (See Breakdowns) (Replaced by 9010159)	1	
4	1071696	(023753-) Steer-Control Assy, Wheel Drive (See Breakdowns)	1	
5	02076	(000000-) Boot, 90deg .50id .57id X .84id 1.0l,Blk	5	
6	82833	(000000-) Sleeve, Nyl, 1.22id 35.0l	1	
7	69234	(000000-) Clamp, Cable, Stl, 1.00d X 0.75w, 1hole	2	
8	16735	(000000-) Screw, Hex, M8 X 1.25 X 16, 8.8	2	
9	09570	(000000-) Clamp, Cable, Stl, 0.9x1.8x0.62w, 1hole	1	
10	01684	(000000-) Washer, Flat, 0.27b 0.69d .05, Ss	1	
11	08712	(000000-) Nut, Hex, Lock, M6 X 1.00, NI, Ss	1	
12	08716	(000000-) Screw, Hex, M6 X 1.00 X 20, Ss	1	
13	1059019	(000000-) Ring, Retaining, Ext, 1.375od	2	
▽	14	1060626	(000000-) Tire Assy, Solid, 300mm X 100mm, Ure	2
▲	15	9011872	(000000-) Cap, Hub, Wheel	1
▲	16	24899	(000000-) Bearing, Ball, 1.48B 2.38B 0.67W	2
17	06942	(000000-) Screw, Hex, M6 X 1.00 X 16, 8.8	3	
18	32483	(000000-) Washer, Flat, 0.25, Sae	3	
19	32982	(000000-) Washer, Lock, Int, 0.25	3	

Fig. 11 – Scrub Head Lift Group

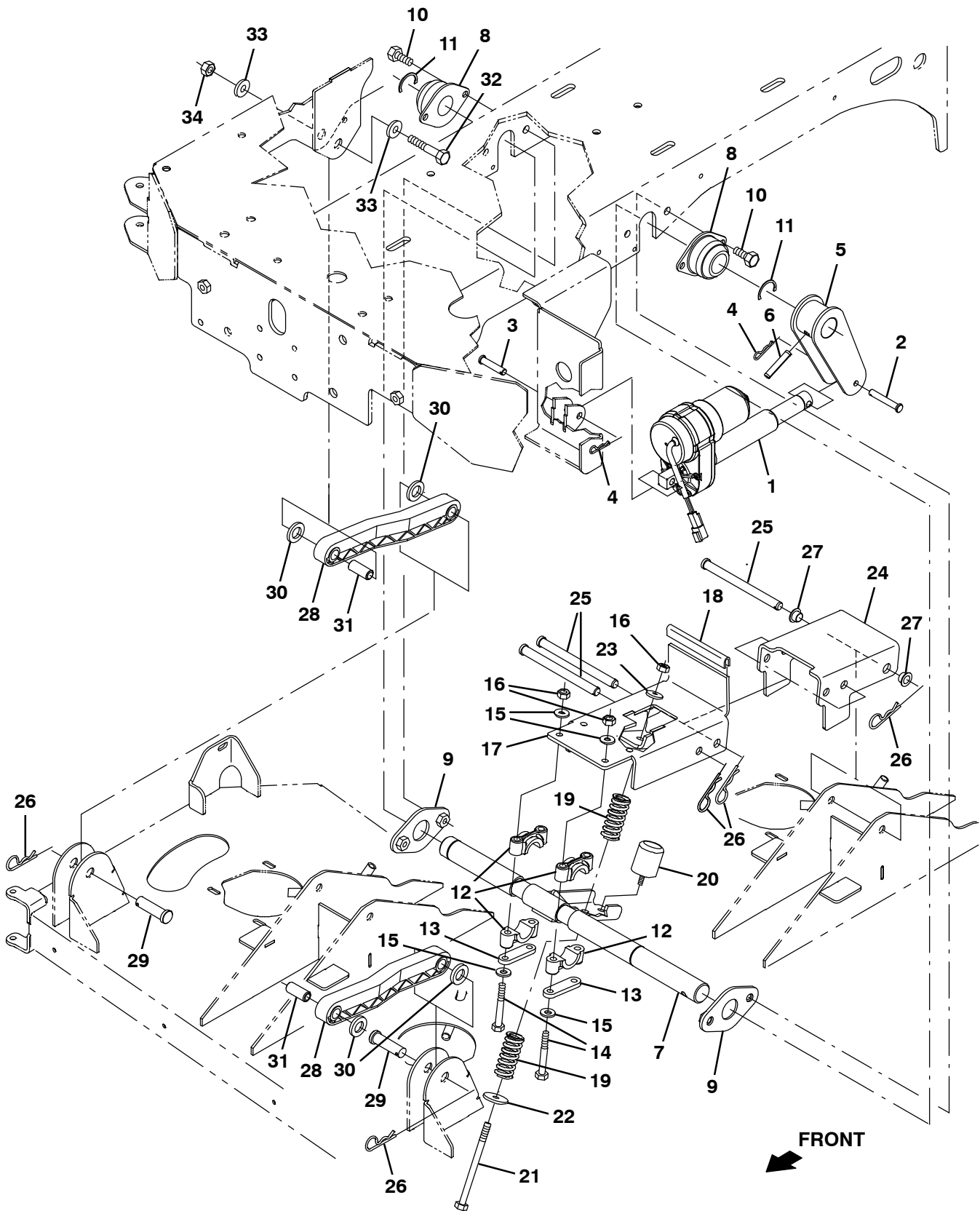


Fig. 11 – Scrub Head Lift Group

Ref.	Part No.	Serial Number	Description	Qty.
1	1056702	(000000–) Actuator, 36vdc, 05.0strk, 0500lb	1
2	222260	(000000–) Pin, Clevis, 0.37d X 2.25l	1
3	17461	(000000–) Pin, Clevis, 0.37d X 1.75l	1
4	44906	(000000–) Pin, Cotter, Hair, 0.38d .093 Wir	2
5	1057850	(000000–) Arm Wldt, Lift	1
6	51317	(000000–) Pin, Roll, .375d X 2.00l, .375/.382	1
7	1053671	(000000–) Shaft Wldt, Lift, Tool	1
8	1057043	(000000–) Bearing, Flng, 2hole, 1.25b	2
9	1057746	(000000–) Flange, Lift, Torque, Arm	2
10	09028	(000000–) Screw, Hex, M10 X 1.50 X 25, Ss	4
11	59861	(000000–) Ring, Retaining, Ext, 1.25d	2
12	381502	(000000–) Bearing, Split, 1.00b	4
13	382224	(000000–) Plate, Sppt	2
14	09767	(000000–) Screw, Hex, M8 X 1.25 X 70, Ss	4
15	32491	(000000–) Washer, Flat, 0.31, Std	8
16	08713	(000000–) Nut, Hex, Lock, M8 X 1.25, NI, Ss	5
17	1053952	(000000–) Bracket Wldt, Lift, Head, Front	1
18	1020168	(000000–) Molding, Afmkt, Trim, Pvc, .08 .11, 01ft	5
19	1052999	(000000–) Spring, Cmpr, 1.10od .17wir 02.5l, PI,Mw	2
20	1061741	(000000–) Bumper, Ure	1
21	387431	(000000–) Screw, Hex, M8 X 1.25 X 130, Ss	1
22	1011719	(000000–) Washer, Flat, 0.33B 1.38D .08, Ss	1
23	1017218	(000000–) Washer, Flat, 0.32b 1.00d .12, Ss	1
24	1053946	(000000–) Channel, Lift, Head, Rear	1
25	51225-1	(000000–) Pin, Clevis, 0.50d X 6.00l	3
26	02942	(000000–) Pin, Hair, Cotter, 0.62d .120 Wir	5
27	360917	(000000–) Bushing, Flng, 0.50b 0.59d 0.38l	2
28	222027	(000000–) Arm, Lift, Head	2
29	222210	(000000–) Pin, Clevis, 0.62d X 2.12l	2
30	1067818	(000000–) Spacer, Rnd	4
31	1067817	(000000–) Sleeve, 0.40b 0.62d 1.5l, Cham	2
32	04417	(000000–) Screw, Hex, M10 X 1.50 X 60, Ss	2
33	01686	(000000–) Washer, Flat, 0.44b 1.00d .08, Ss	4
34	08714	(000000–) Nut, Hex, Lock, M10 X 1.5, NI, Ss	2

Fig. 12 – Scrub Head Drive Motor Group, Disk

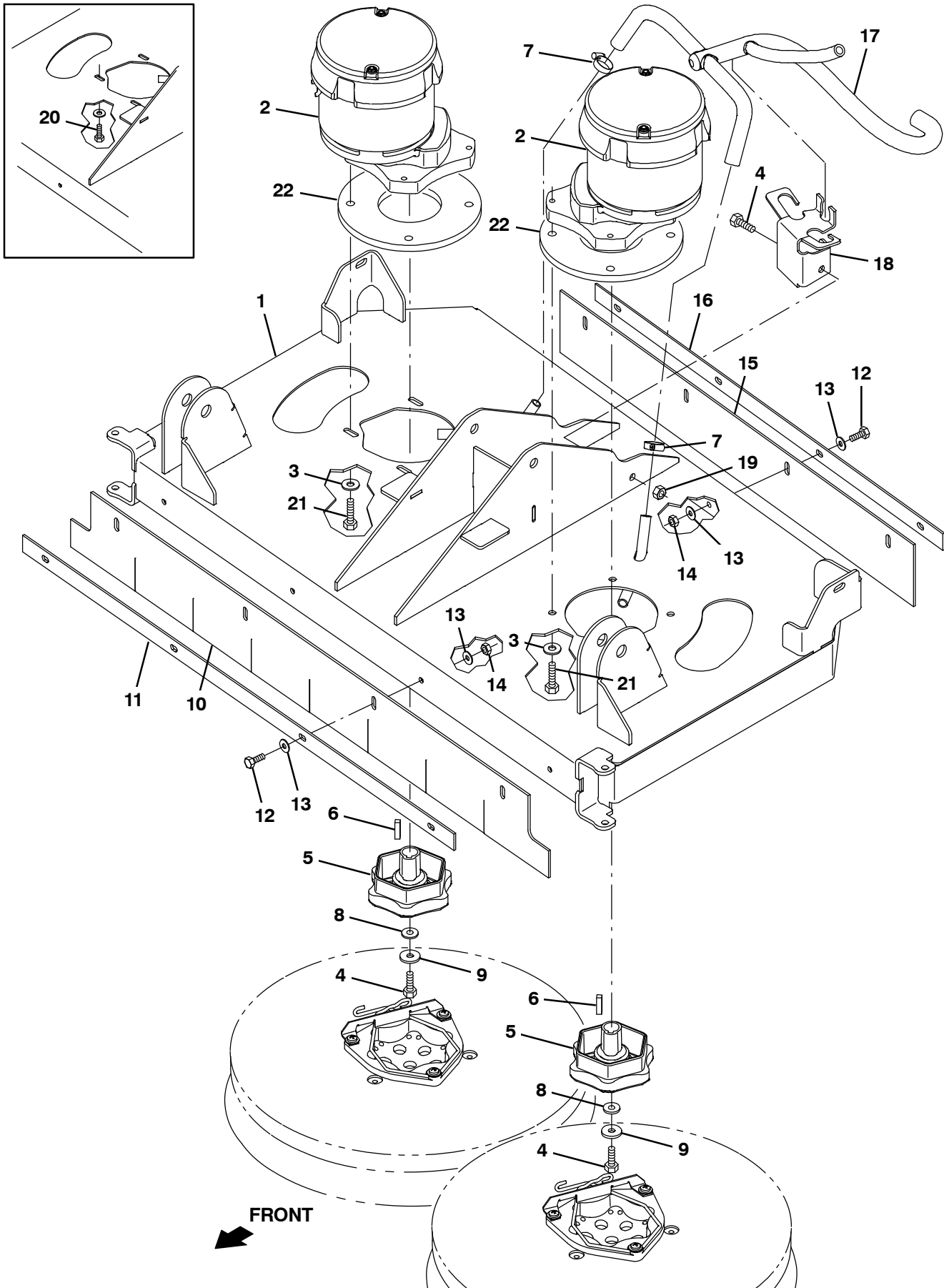


Fig. 12 – Scrub Head Drive Motor Group, Disk

Ref.	Part No.	Serial Number	Description	Qty.
	1	1052764	(000000–) Head Wldt, Disk	1
▽	2	1053341	(000000–) Motor, Ele, 36vdc 0360rpm 1.00hp Gear	2
▲		1066573	(000000–) Brush Kit, Motor	1
▲		9013931	(000000–) Bearing, Motor, Ele	1
▲		9013933	(000000–) Bearing, Motor, Ele	1
	3	01685	(000000–) Washer, Flat, 0.38b 0.88d .08, Ss	8
	4	09010	(000000–) Screw, Hex, M8 X 1.25 X 25, Ss	3
	5	377364	(000000–) Hub, Drive, Brush, Disk, 0.75b [6t]	2
	6	00928	(000000–) Key, Sq, 0.25 X 0.25, 1.00l	2
	7	54333	(000000–) Clamp, Hose, Wormdrive, 0.31–0.88d, .31w	2
	8	1075287	(000000–) Washer, Belleville, .31 Ss	2
	9	1017218	(000000–) Washer, Flat, 0.32b 1.00d .12, Ss	2
	10	1057021	(000000–) Skirt, Rbr, .12, 03.75w 37.00l, 04/ SI	1
	11	1057022	(000000–) Strip, Retainer, Skirt, Front	1
	12	08716	(000000–) Screw, Hex, M6 X 1.00 X 20, Ss	8
	13	01684	(000000–) Washer, Flat, 0.27b 0.69d .05, Ss	16
	14	08712	(000000–) Nut, Hex, Lock, M6 X 1.00, NI, Ss	8
	15	223520	(000000–) Skirt, Rbr, .12, 03.75w 28.00l, 04/ SI	1
	16	223537	(000000–) Strip, Retainer, Skirt, Front, Lh	1
	17	1057591	(000000–) Manifold, Soltn	1
	18	1068004	(000000–) Bracket, Guide, Hose	1
	19	07786	(000000–) Nut, Hex, Std, M8 X 1.25, Ss	1
	20	09010	(000000–023242) Screw, Hex, M8 X 1.25 X 25, Ss	8
	21	09023	(023243–) Screw, Hex, M8 X 1.25 X 35, FI, Ss	8
	22	1070968	(023243–) Ring, Spacer	2

Fig. 13 – Scrub Head Frame Group, Cylindrical

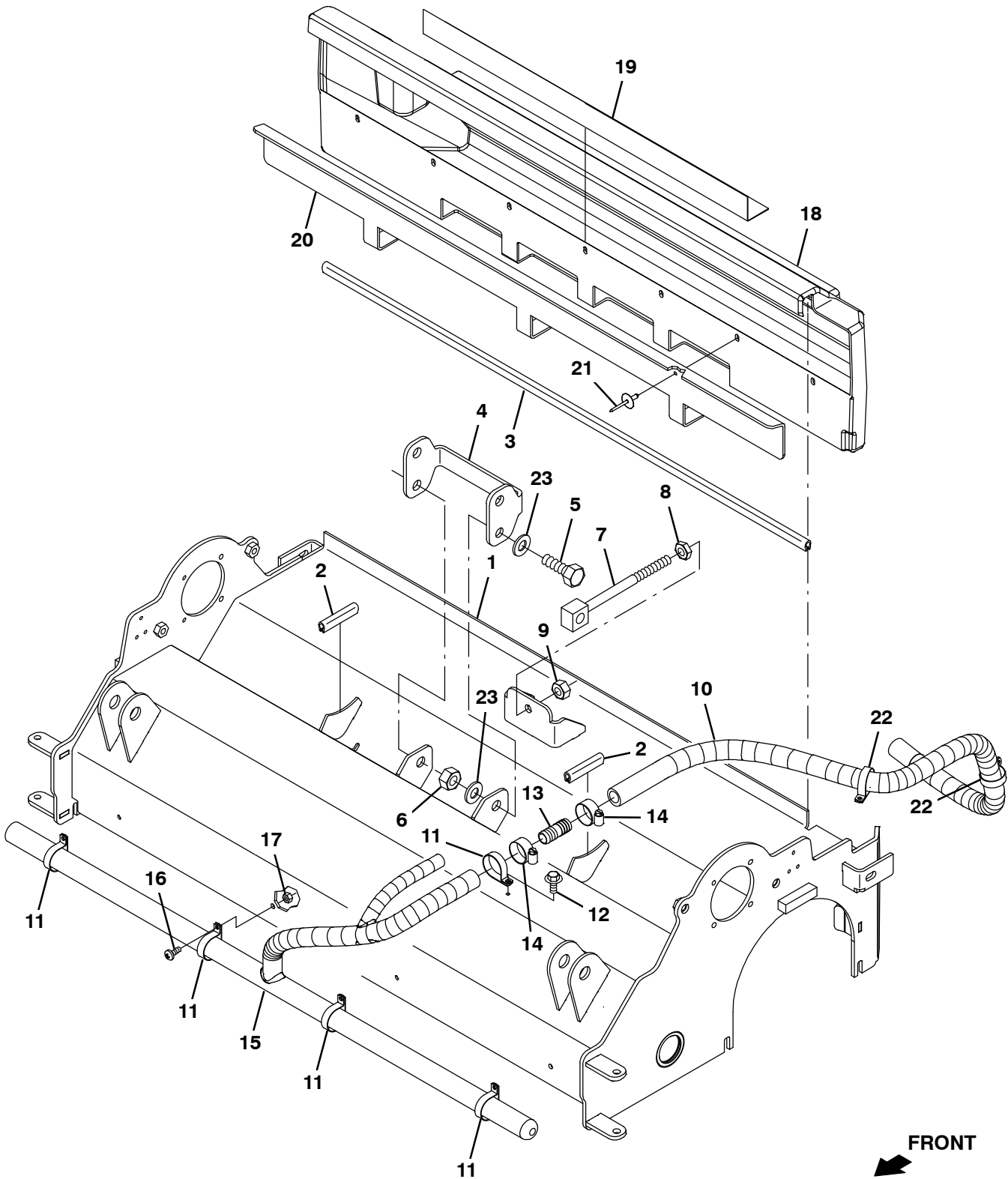


Fig. 13 – Scrub Head Frame Group, Cylindrical

Ref.	Part No.	Serial Number	Description	Qty.
1	1053743	(000000–) Head Wldt, Scb, Cyl	1
2	1020168	(000000–) Molding, Afmkt, Trim, Pvc, .08 .11, 01ft	2
3	1020174	(000000–) Molding, Afmkt, Trim, Pvc, .08 .11, 03ft	1
4	1067768	(000000–) Channel, Lift, Head, Cyl	2
5	09029	(000000–) Screw, Hex, M12 X 1.75 X 40, Ss	1
6	09741	(000000–) Nut, Hex, Lock, M12 X 1.75, NI, Ss	1
7	1053993	(000000–) Bolt, Eye, M10 X 1.50 X 140mm, 13.00 Eye	1
8	08714	(000000–) Nut, Hex, Lock, M10 X 1.5, NI, Ss	1
9	32716	(000000–) Nut, Hex, Jam, M10 X 1.5, Ss	1
10	1071260	(000000–) Hose, Afmkt, Pvc, Wir, 0.63id, 03ft, CI	1
11	50544	(000000–) Clamp, Cable, Ss, 1.12d X 0.38w, 1hole	4
12	1075288	(000000–) Screw, Hex, M6 X 1.00 X 121, Fmg Ss	3
13	365164	(000000–) Fitting, Plstc, Str, Bm10/Bm10	1
14	63810	(000000–) Clamp, Hose, Wormdrive, 0.56–1.06d, .56w	2
15	1059700	(000000–) Manifold, Bar, Spray, 33.7inch	1
16	09200	(000000–) Screw, Pan, Phl, M5 X	4
17	09739	(000000–) Nut, Hex, Lock, M5 X 0.80, NI, Ss	4
▽	9009984	(000000–) Tray Kit, Debris [T16]	1
▲	18 9008665	(000000–) Hopper, Debris, Afmkt [T16]	1
▲	19 1062730	(000000–) Angle, Stl, Perforated .03 1.4 1.4 26.0l	1
▲	20 1055962	(000000–) Lip, Tray, Debris	1
▲	21 68567	(000000–) Rivet, Blind, .188d X 0.53 X .62d, Alm	7
	22 58366	(000000–) Clamp, Cable, Stl, 1.25d X 1.00w, 1hole	2
	23 33925	(000000–) Washet, Flat, M12, Ss	4

Fig. 14 – Scrub Head Drive Group, Cylindrical

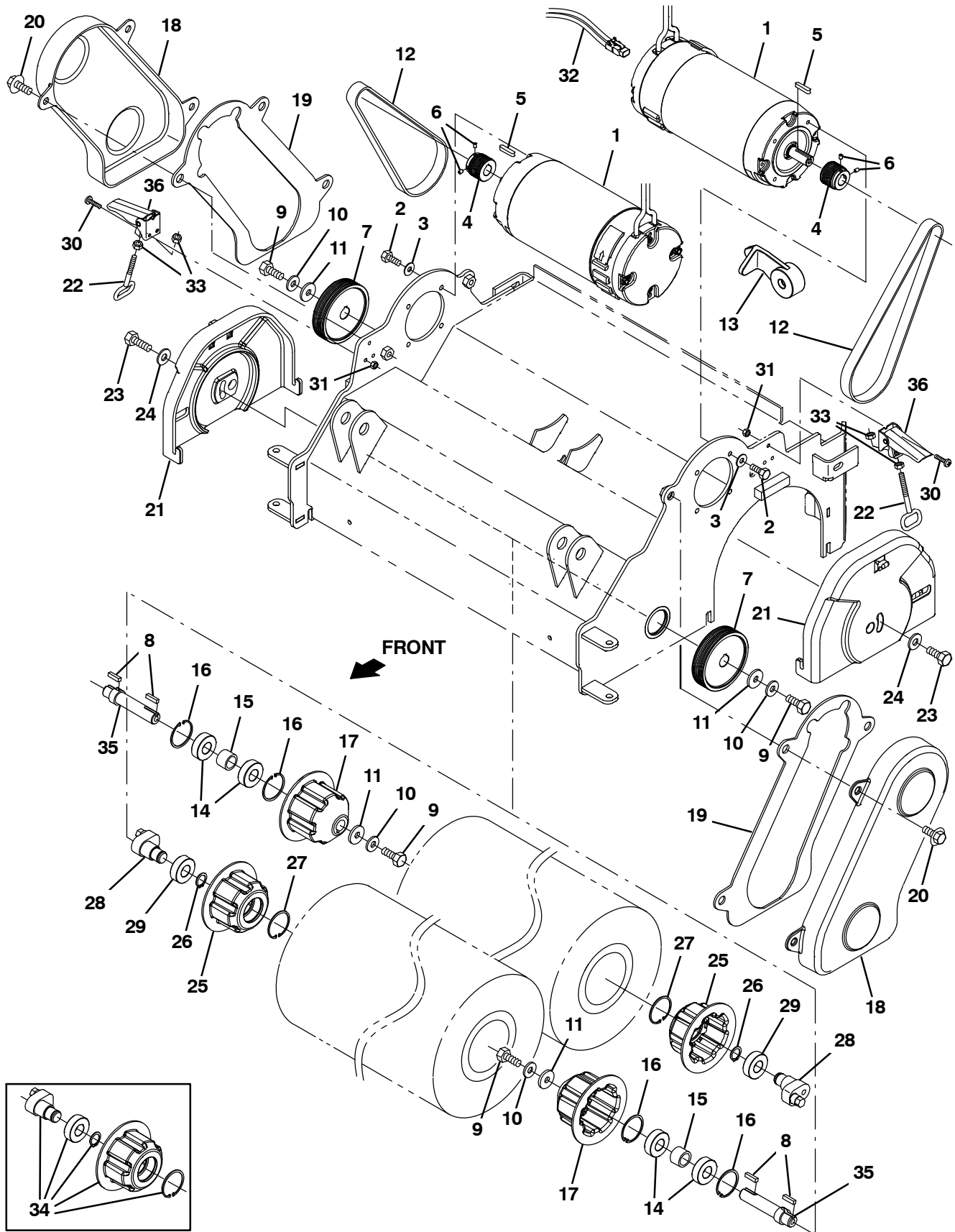


Fig. 14 – Scrub Head Drive Group, Cylindrical

	Ref.	Part No.	Serial Number	Description	Qty.
▽	1	1053342	(000000–)	Motor, Ele, 36vdc 1750rpm 1.00hp 22.0a	2
▲		9011916	(000000–)	Brush Kit, Motor	1
▲		9013931	(000000–)	Bearing, Motor, Ele	1
▲		9013934	(000000–)	Bearing, Motor, Ele	1
	2	15678	(000000–)	Screw, Hex, M6 X 1.00 X 16, Ss	8
	3	01684	(000000–)	Washer, Flat, 0.27b 0.69d .05, Ss	8
	4	1054581	(000000–)	Sheave, 07grv, 1.22pd 0.55b [Pj]	2
	5	1014328	(000000–)	Key, Sq, 05mm X 05mm, 25mml	2
	6	1075289	(000000–)	Screw, Set, Soc, 08–32 X 0.25, NI Ss	4
	7	1054591	(000000–)	Sheave, 07grv, 03.3pd 0.63b [Pj]	2
	8	00911	(000000–)	Key, Sq, 0.19 X 0.19, 0.75l	4
	9	09740	(000000–)	Screw, Hex, M8 X 1.25 X 20, Ss	4
	10	1075287	(000000–)	Washer, Belleville, .31 Ss	4
	11	1017218	(000000–)	Washer, Flat, 0.32b 1.00d .12, Ss	4
▽		9007853	(000000–)	Belt Kit, W/Tool, Replmt (Set of 2)	1
▲	12	1054975	(000000–)	Belt, Drive	2
▲	13	1058208	(000000–)	Tool, Installation, Belt	1
	14	28010	(000000–)	Bearing, Ball, 0.62b 1.38d 0.43w	4
	15	1055051	(000000–)	Spacer, Brg	2
	16	01513	(000000–)	Ring, Retaining, Int,	4
	17	1056155	(000000–)	Plug, Drive, Brush	2
	18	1054844	(000000–)	Cover, Belt	2
	19	1054843	(000000–)	Gasket, Cover, Belt	2
	20	1020341	(000000–)	Screw, Hex, M8 X 1.25 X 20, Ss, Sems	6
	21	1054849	(000000–)	Cover, Idler	2
	22	386274	(000000–)	Hook Wldt, Latch	2
	23	09010	(000000–)	Screw, Hex, M8 X 1.25 X 25, Ss	2
	24	01685	(000000–)	Washer, Flat, 0.38b 0.88d .08, Ss	2
▽		9012321	(024691–)	Hub Kit, Idler, Brush, Replmt [T16]	2
▲	25	1072900	(024691–)	Plug, Idler, Brush [15.9Wb]	2
▲	26	01516	(024691–)	Ring, Retaining, Ext, 0.59d, Basic	2
▲	27	01513	(024691–)	Ring, Retaining, Int,	2
▲	28	1072779	(024691–)	Cam, Adj, Brush [15.9Wb]	2
▲	29	1072934	(024691–)	Bearing, Ball, 2 Row 15Mmb 35 Mmd 15.9 Mmw	2
	30	24265	(000000–)	Screw, Pan, Phl, M4 X 0.70 X 16, Ss	6
	31	33932	(000000–)	Nut, Hex, Lock, M4 X 0.70, NI, Ss	6
	32	1059170	(000000–)	Harness, Wire, Adapter	1
	34	9012321	(000000–024690)	Brush Hub Kit, Cyl, Rplmt [T16]	1
	33	07784	(000000–)	Nut, Hex, Std, m5 X 0.80, A2, Ss	4
	35	1054633	(000000–)	Shaft, Drive	2
	36	1066397	(000000–)	Latch	2

Fig. 15 - Scrub Head Side Squeegee Group, Right Hand

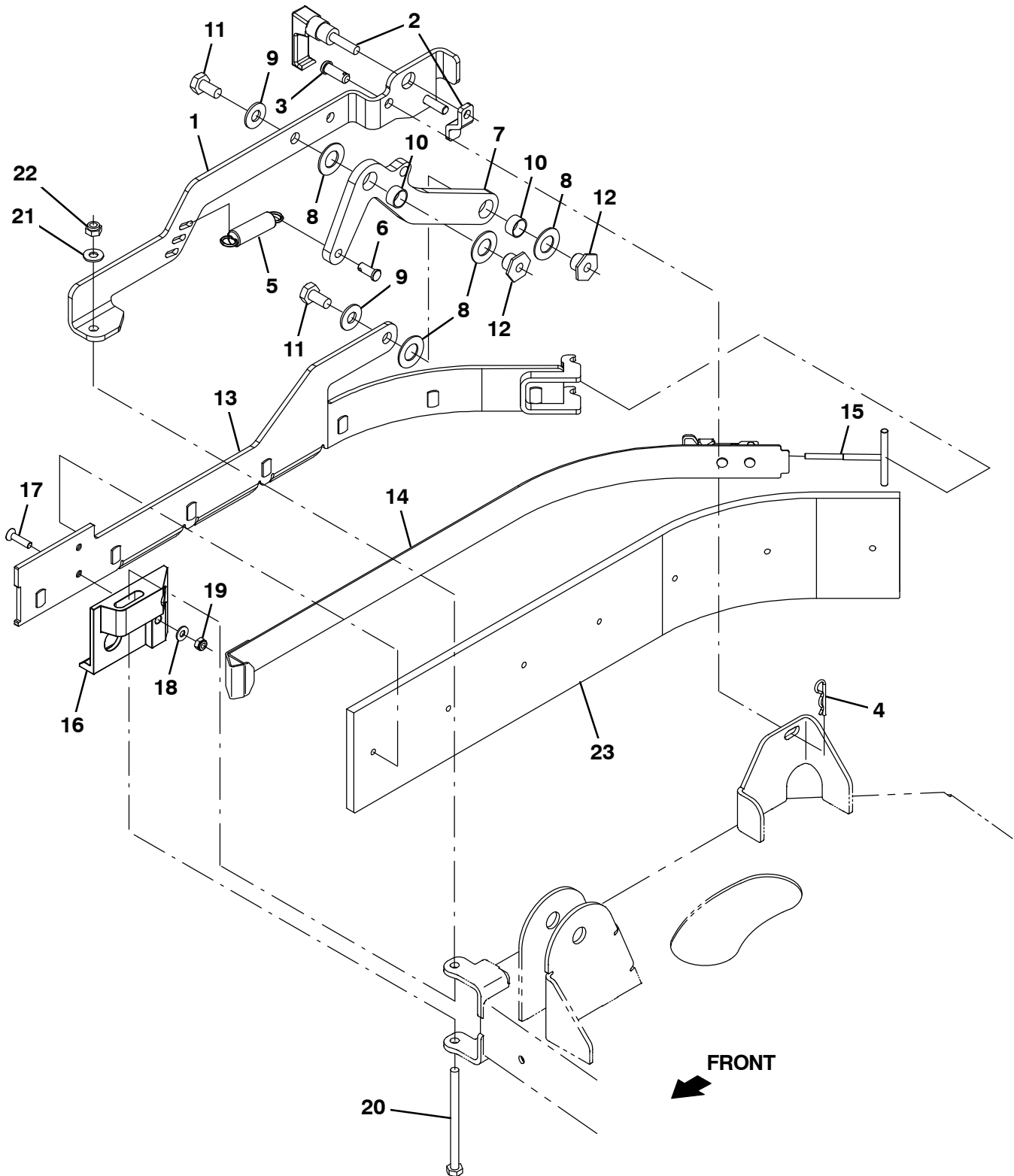


Fig. 15 - Scrub Head Side Squeegee Group, Right Hand

Ref.	Part No.	Serial Number	Description	Qty.
▽	9016247	(000000-) Arm Kit, Sqge, Side, Rh, Afmkt	1
▲	1 1056776	(000000-) Bracket, Sqge, Side, Hinge	1
▲	2 1065134	(000000-) Latch, Cmpr, Yel Grip	1
▲	3 09088	(000000-) Pin, Clevis, 0.37d X 1.00l	1
▲	4 44906	(000000-) Pin, Cotter, Hair, 0.38d .093 Wir	1
▲	5 15047	(000000-) Spring, Extn, 0.62od 0.08wir 03.0l	1
▲	6 10120	(000000-) Clevis, 0.31d X 0.75l	1
▲	7 1056994	(000000-) Bellcrank, Lift, Sqge	1
▲	8 64425	(000000-) Washer, Thrust, 0.61b 1.25d .06, Fgl	4
▲	9 01686	(000000-) Washer, Flat, 0.44b 1.00d .08, Ss	2
▲	10 71607	(000000-) Bushing, Sleeve, 0.63b 0.72d 0.38l	2
▲	11 09291	(000000-) Screw, Hex, M10 X 1.50 X 20, Ss	2
▲	12 1022846	(000000-) Nut, T, M10 X 1.50 X 15.80od X 13.0l	2
▲	13 1055001	(000000-) Bracket Wldt, Sqge, Body, Rh	1
▲	14 1062066	(000000-) Strap Assy, Sqge, Side	1
▲	15 1054312	(000000-) Hook Wldt, Latch	1
▲	16 1054282	(000000-) Guide, Sqge, Rh	1
▲	17 1075278	(000000-) Screw, Flt, Soc, M6 X 1.00 X 25, Ss	2
▲	18 386063	(000000-) Washer, Flat, 0.25B 1.12D .12, Ss	2
▲	19 08712	(000000-) Nut, Hex, Lock, M6 X 1.00, NI, Ss	2
	20 364441	(000000-) Screw, Hex, M8 X 1.25 X 110, Ss	1
	21 32490	(000000-) Washer, Flat, 0.25, Std	1
	22 08713	(000000-) Nut, Hex, Lock, M8 X 1.25, NI, Ss	1
	23 1054670	(000000-) Blade, Sqge, Side Linatex	1
	23 1061185	(000000-) Blade, Sqge, Side, 25.10l Ure	1
	23 1061184	(000000-) Blade, Sqge, Side, 25.10l Gum	1

Fig. 16 – Scrub Head Side Squeegee Group, Left Hand

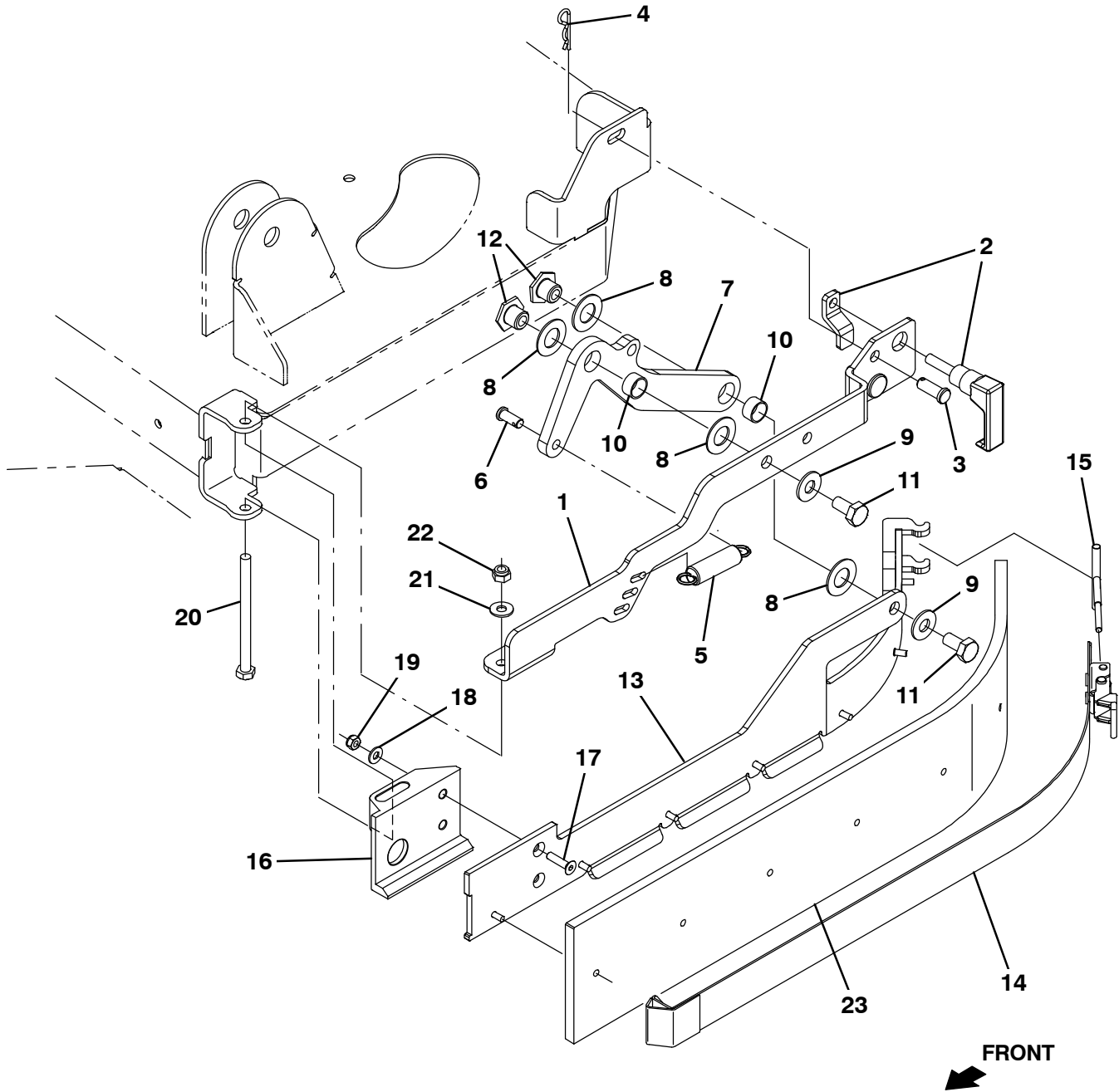


Fig. 16 - Scrub Head Side Squeegee Group, Left Hand

Ref.	Part No.	Serial Number	Description	Qty.
▽	9016246	(000000-) Arm Kit, Sqge, Side, Lh, Afmkt	1
▲	1 1056987	(000000-) Bracket, Sqge, Side, Hinge, Lh	1
▲	2 1065134	(000000-) Latch, Cmpr, Yel Grip	1
▲	3 09088	(000000-) Pin, Clevis, 0.37d X 1.00l	1
▲	4 44906	(000000-) Pin, Cotter, Hair, 0.38d .093 Wir	1
▲	5 15047	(000000-) Spring, Extn, 0.62od 0.08wir 03.0l	1
▲	6 10120	(000000-) Clevis, 0.31d X 0.75l	1
▲	7 1056994	(000000-) Bellcrank, Lift, Sqge	1
▲	8 64425	(000000-) Washer, Thrust, 0.61b 1.25d .06, Fgl	4
▲	9 01686	(000000-) Washer, Flat, 0.44b 1.00d .08, Ss	2
▲	10 71607	(000000-) Bushing, Sleeve, 0.63b 0.72d 0.38l	2
▲	11 09291	(000000-) Screw, Hex, M10 X 1.50 X 20, Ss	2
▲	12 1022846	(000000-) Nut, T, M10 X 1.50 X 15.80od X 13.0l	2
▲	13 1055027	(000000-) Bracket Wldt, Sqge, Body, Lh	1
▲	14 1062066	(000000-) Strap Assy, Sqge, Side	1
▲	15 1054312	(000000-) Hook Wldt, Latch	1
▲	16 1055028	(000000-) Guide, Sqge, Lh	1
▲	17 1075278	(000000-) Screw, Flt, Soc, M6 X 1.00 X 25, Ss	2
▲	18 386063	(000000-) Washer, Flat, 0.25B 1.12D .12, Ss	2
▲	19 08712	(000000-) Nut, Hex, Lock, M6 X 1.00, NI, Ss	2
	20 364441	(000000-) Screw, Hex, M8 X 1.25 X 110, Ss	1
	21 32490	(000000-) Washer, Flat, 0.25, Std	1
	22 08713	(000000-) Nut, Hex, Lock, M8 X 1.25, NI, Ss	1
	23 1054670	(000000-) Blade, Sqge, Side Linatex	1
	23 1061185	(000000-) Blade, Sqge, Side, 25.10l Ure	1
	23 1061184	(000000-) Blade, Sqge, Side, 25.10l Gum	1

Fig. 17 – Recovery Tank Group

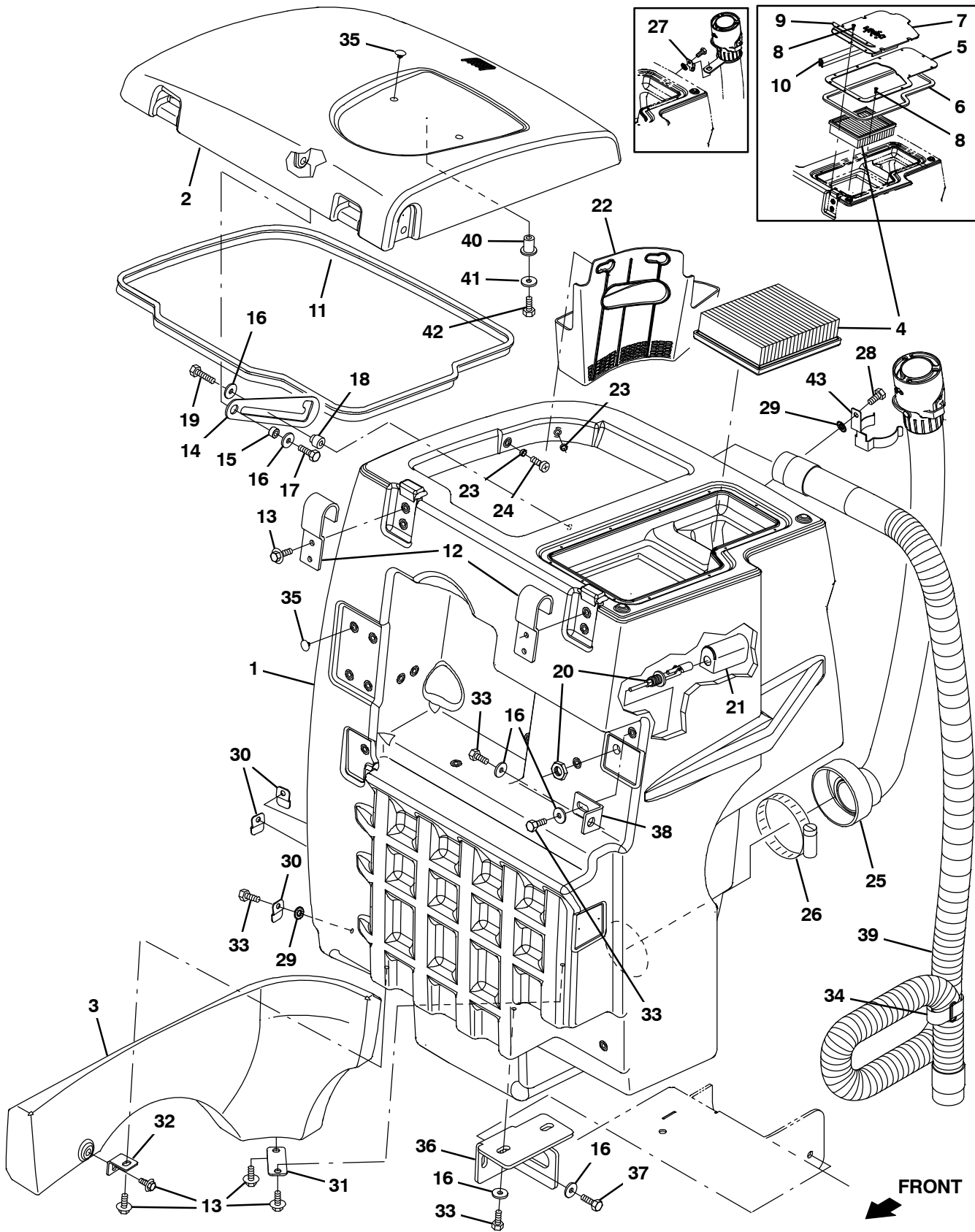


Fig. 17 - Recovery Tank Group

Ref.	Part No.	Serial Number	Description	Qty.
1	1057404	(000000-) Tank, Recvy, Rm-Cptl, Trimmed [T16]	1
2	9008031	(000000-) Cover, Tank, Rcvry, Afmkt [T16]	1
3	9008429	(000000-) Bumper, Rear, Rh, Afmkt [T16]	1
4	1037822	(000000-) Filter, Panl, Dust, 2.0 X 06.1 X 07.6	1
5	9008678	(000000-024744) Plate, Cover, W/Label, Afmkt	1
5	9008738	(000000-024744) Plate, Cover, W/Label, Afmkt, TJ (Japan Only)	1
6	1057955	(000000-024744) Gasket, Cover, Fltr	1
7	1056611	(000000-024744) Cover, Access, Fltr	1
8	1066436	(000000-024744) Screw, Pan, Phl, 10-14 X 1.00, F/ Plstc	12
9	1064629	(000000-024744) Retainer, Seal, Fltr	1
10	1066430	(000000-024744) Seal, Afmkt, Bulb, Dual, 0.30G, 02Ft	1
11	1066433	(000000-) Seal, Afmkt, Bulb, Dual, 0.30G, 08Ft	1
12	1055319	(000000-) Bracket, Mtg, Cover, Recvy Tank	2
13	1020341	(000000-) Screw, Hex, M8 X 1.25 X 20, Ss, Sems	8
14	1057214	(000000-) Plate, Arm, Prop	1
15	360460	(000000-) Sleeve, P/M, 0.34b 0.63d 0.4l, Ss / Oil	1
16	1017218	(000000-) Washer, Flat, 0.32b 1.00d .12, Ss	8
17	12333	(000000-) Screw, Hex, M8 X 1.25 X 25, Ss, NI	1
18	1071399	(000000-) Sleeve, P/M, Flng, 0.33b 0.75/0.50d 0.8l	1
19	59658	(000000-) Screw, Hex, M8 X 1.25 X 35, NI, Ss	1
20	385685	(000000-) Sensor, Level, Liq, 14vdc 01a .62-11	1
21	1019285	(000000-) Bracket, Protector, Float Switch	1
22	1056068	(000000-) Tray, Debris, 11.0l	1
23	1066720	(000000-) Sleeve, P/M, 0.32b 0.44d 0.2l [430ss]	2
24	1071389	(000000-) Screw, Pan, Phl, M8 X 1.25 X 20, Ss	2
25	9013949	(000000-027620) Hose Kit, Mtg, Brkt, T16	1
25	1074398	(027621-) Hose Assy, Drain, 2.00ld x 33.9L. Blk	1
26	1067656	(000000-) Clamp, Hose, Wormdrive, 3.25-4.00d, .50w	1
27	1056267	(000000-027620) Bracket, Mtg, Hose	1
28	15675	(000000-) Screw, Hex, M8 X 1.25 X 16, Ss	1
29	41141	(000000-) Washer, Lock, Int-Ext, 0.31	4
30	1055820	(000000-) Bracket, Mtg, Bmpr	3
31	1055852	(000000-) Plate, Mtg, Bmpr	1
32	1055938	(000000-) Angle, Mtg, Bmpr	1
33	09740	(000000-) Screw, Hex, M8 X 1.25 X 20, Ss	7
34	1067964	(000000-) Fastener, 25.0 [Hook & Loop]	1
35	1066063	(000000-) Plug, Hole, Rnd, 0.25h 0.43l, Brb, Nyl	6
36	1052724	(000000-) Bracket, Sppt, Tank, Rh	1
37	09010	(000000-) Screw, Hex, M8 X 1.25 X 25, Ss	2
38	1054823	(000000-) Angle, Mtg, Tank	1
39	1068092	(000000-) Hose, Vacuum, 1.75id X 073.6l, 2cuff	1
40	397644	(000000-) Nut, isolator, .25-20 Wall Th .187-.343	1
41	01684	(000000-) Washer, Flat, 0.27B 0.69D .05, Ss	1
42	01698	(000000-) Screw, Hex, .25-20 X 1.00, Ss	1
43	1074073	(027621-) Bracket, Mtg, Hose	1

Fig. 18 – Vacuum Fan Kit, Single

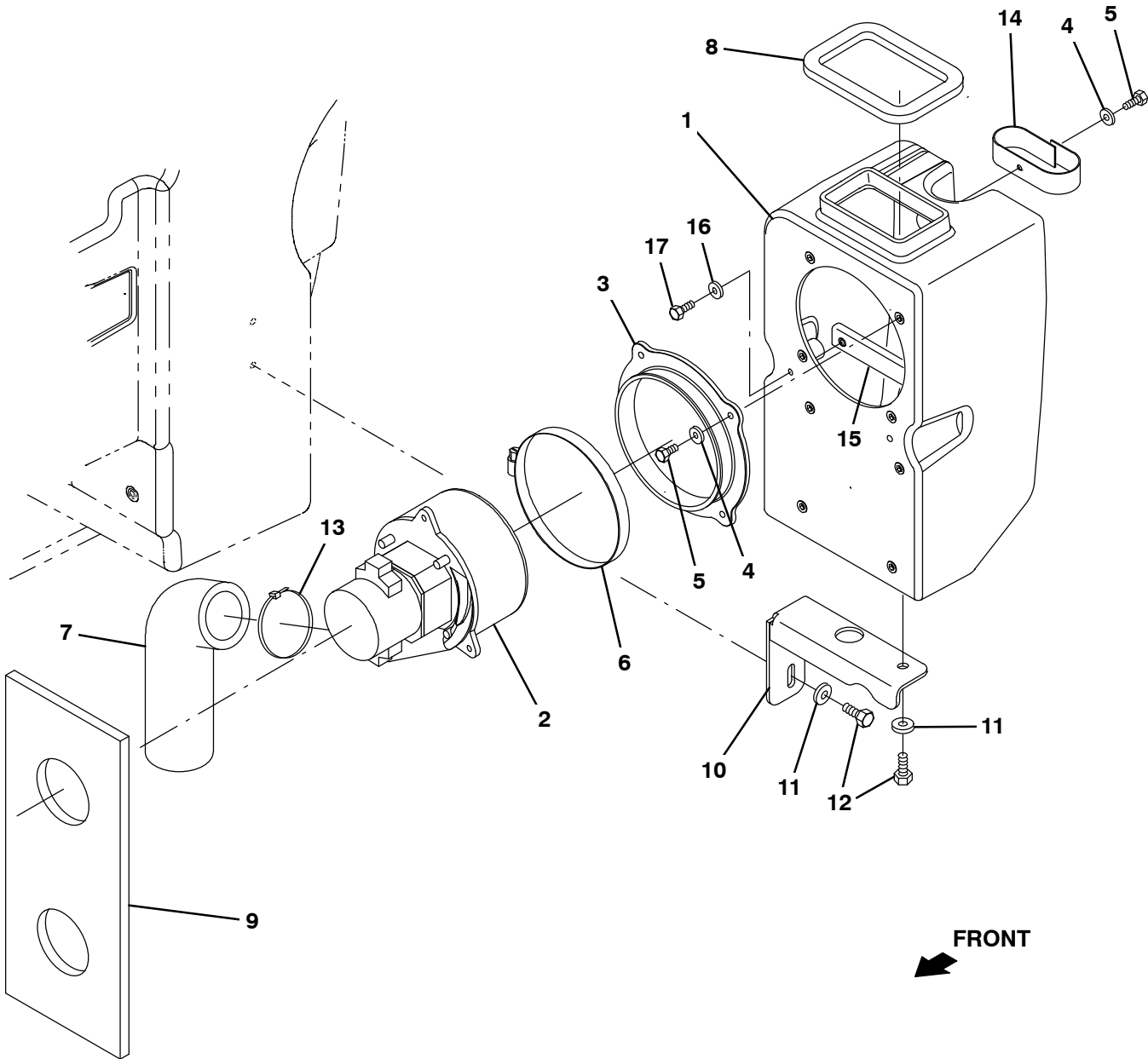


Fig. 18 – Vacuum Fan Kit, Single

	Ref.	Part No.	Serial Number	Description	Qty.
▽		9008035	(000000–)	Vacfan Kit, Sgl, Ci [T16]	1
▲	1	9008655	(000000–)	Housing, Vacfan, Afmkt [T16]	1
▲▽	2	1056623	(000000–027678)	Fan, Vacuum, 5.7d, 036vdc, 3 Stage	1
▲▲		1041772	(000000–027678)	Brush Kit, Motor	1
▲▲		1041766	(000000–027678)	Cover, Cooling Fan	1
	2	1076095	(027679–)	Fan, Vacuum, 5.7D, 036Vdc, 3 Stage [Deu]	1
▲	3	1059661	(000000–)	Seal, Mtg, Vacfan	1
▲	4	29570	(000000–)	Washer, Flat, 0.28b 1.00d .06, Stl	5
▲	5	15678	(000000–)	Screw, Hex, M6 X 1.00 X 16, Ss	5
▲	6	49891	(000000–)	Clamp, Hose, Wormdrive, 5.56–6.50d, .56w	1
▲	7	1054231	(000000–)	Muffler, Vacfan	1
▲	8	1052520	(000000–)	Gasket, Vacfan	1
▲	9	1053268	(000000–)	Insulation, Acstc, 0.5, 06.6 X 15.8 C–0	1
▲	10	1054711	(000000–)	Bracket, Mtg, Hsng, Fan	1
▲	11	1017218	(000000–)	Washer, Flat, 0.32b 1.00d .12, Ss	3
▲	12	09740	(000000–)	Screw, Hex, M8 X 1.25 X 20, Ss	3
▲	13	49263	(000000–)	Tie, Cable, Nyl, 11.4l .19w 3.0 Max D	1
▲	14	1059534	(000000–)	Fastener, 09.00l [Hook & Loop]	1
▲	15	1066906	(000000–)	Bracket, Stiffener, Hsg	1
▲	16	76426	(000000–)	Washer, Sealing, 0.28b 0.75d Ss, Neo	2
▲	17	08716	(000000–)	Screw, Hex, M6 X 1.00 X 20, Ss	2

Fig. 19 – Solution Tank Group

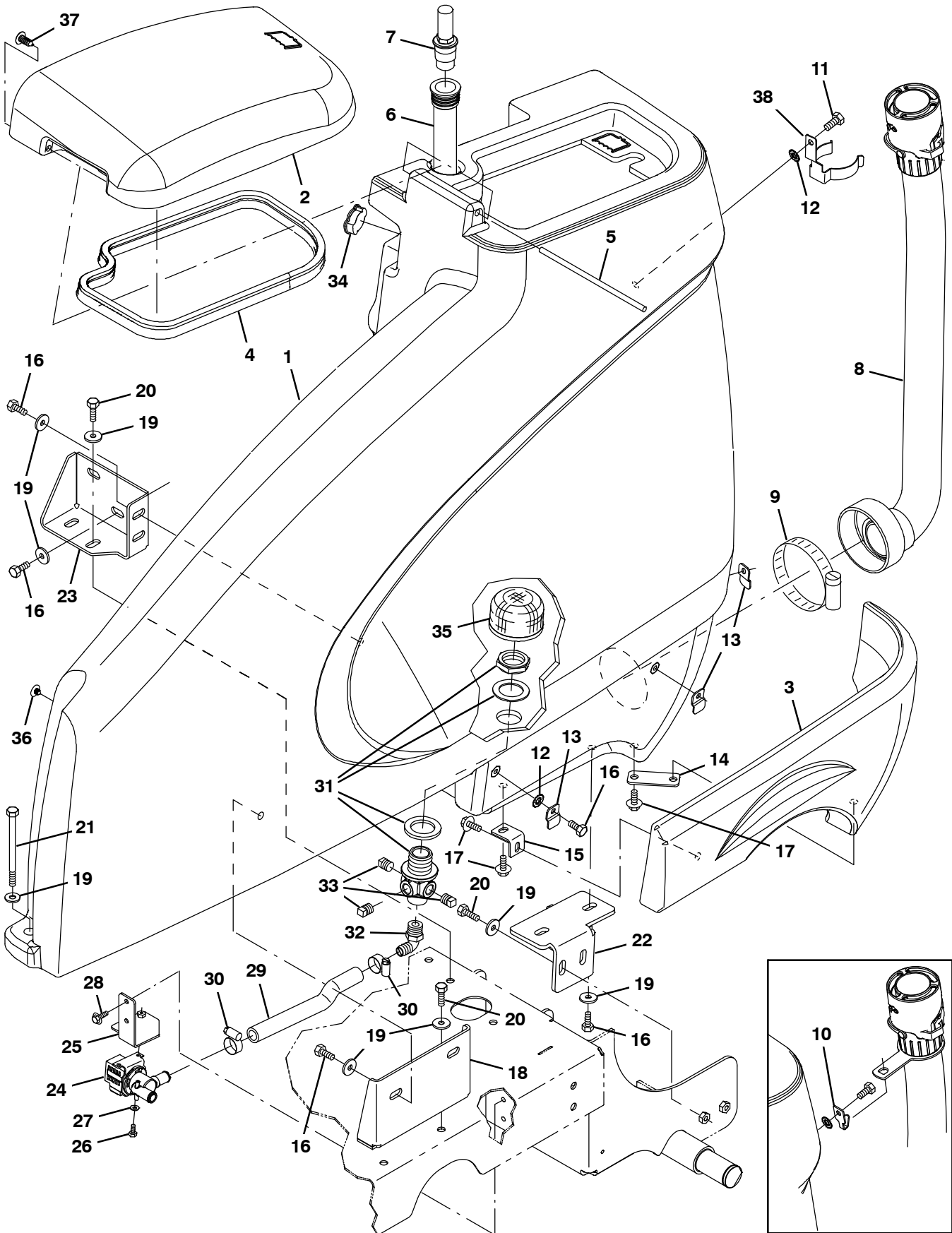


Fig. 19 - Solution Tank Group

Ref.	Part No.	Serial Number	Description	Qty.
1	1057403	(000000-) Tank, Soltn, Rm-Cptl, Trimmed [T16]	1
2	9008017	(000000-) Cover, Tank, Sltn, Afmkt [ec-H20 T16]	1
2	9008742	(000000-) Cover, Tank, Slnt, Armkt, Tj [ec-H20 T16] (Japan Only)	1
2	9008654	(000000-) Cover, Tank, Sltn, Afmkt [FaST T16]	1
2	9008743	(000000-) Cover, Tank, Slnt, Armkt, Tj [FaST] (Japan Only)	1
3	9008052	(000000-) Bumper, Rear, Lh, Afmkt [T16]	1
4	1066433	(000000-) Seal, Afmkt, Bulb, Dual, 0.30G, 08Ft	1
5	1060673	(000000-) Bar, Rnd, Plstc, 0.31d 08.5l	1
6	1072884	(000000-) Tube Assy, Float, 42.0 L	1
7	1062651	(000000-) Sensor, Press, 3 Psi, 8-30vdc	1
8	9013949	(000000-027620) Hose Kit, Mtg, Brkt, T16	1
8	1074398	(027621-) Hose Assy, Drain, 2.00ld x 33.9L. Blk	1
9	1067656	(000000-) Clamp, Hose, Wormdrive, 3.25-4.00d, .50w	1
10	1056267	(000000-027620) Bracket, Mtg, Hose	1
11	15675	(000000-) Screw, Hex, M8 X 1.25 X 16, Ss	1
12	41141	(000000-) Washer, Lock, Int-Ext, 0.31	4
13	1055820	(000000-) Bracket, Mtg, Bmpr	3
14	1055852	(000000-) Plate, Mtg, Bmpr	1
15	1055938	(000000-) Angle, Mtg, Bmpr	1
16	09740	(000000-) Screw, Hex, M8 X 1.25 X 20, Ss	9
17	1020341	(000000-) Screw, Hex, M8 X 1.25 X 20, Ss, Sems	4
18	1053142	(000000-) Bracket, Mtg, Tank, Soltn	1
19	1017218	(000000-) Washer, Flat, 0.32b 1.00d .12, Ss	13
20	09010	(000000-) Screw, Hex, M8 X 1.25 X 25, Ss	6
21	364441	(000000-) Screw, Hex, M8 X 1.25 X 110, Ss	1
22	1052663	(000000-) Bracket, Sppt, Tank, Lh	1
23	1053109	(000000-) Bracket, Mtg, Tank, Front	1
24	1075240	(000000-) Valve, Water Solenoid, 36Vdc Bm12/Bm12	1
25	1064246	(000000-) Bracket, Mtg, Valve, Water	1
26	09738	(000000-) Screw, Hex, M5 X 0.80 X 12, Ss	2
27	01683	(000000-) Washer, Flat, 10, Ss	2
28	1075286	(000000-) Screw, Hex, M6 X 1.00 X 16, Fmg Ss	2
29	1015033	(000000-) Hose, Afmkt, Pvc, Brd, 0.62id, 01ft, Clr	1
30	63810	(000000-) Clamp, Hose, Wormdrive, 0.56-1.06d, .56w	2
31	1059317	(000000-) Fitting Assy, Soltn, Bh	1
32	47701	(000000-) Fitting, Plstc, E90, Bm10/Pm08	1
33	630146	(000000-) Fitting, Plug, Pm06, Nyl	3
34	390994	(000000-) Plug, Hole, Soltn Tank, Blk Pyu	1
35	1027290	(000000-) Filter, Soltn, 020mesh, Pm12 3.1d 02.6l	1
36	1066063	(000000-) Plug, Hole, Rnd, 0.25h 0.43l, Brb, Nyl	2
37	1068277	(000000-) Plug, Hole, Rnd, 0.38 H 1.0l, Brb, Nyl	1
38	1074073	(027621-) Bracket, Mtg, Hose	1

Fig. 20 - Rear Squeegee Lift Group

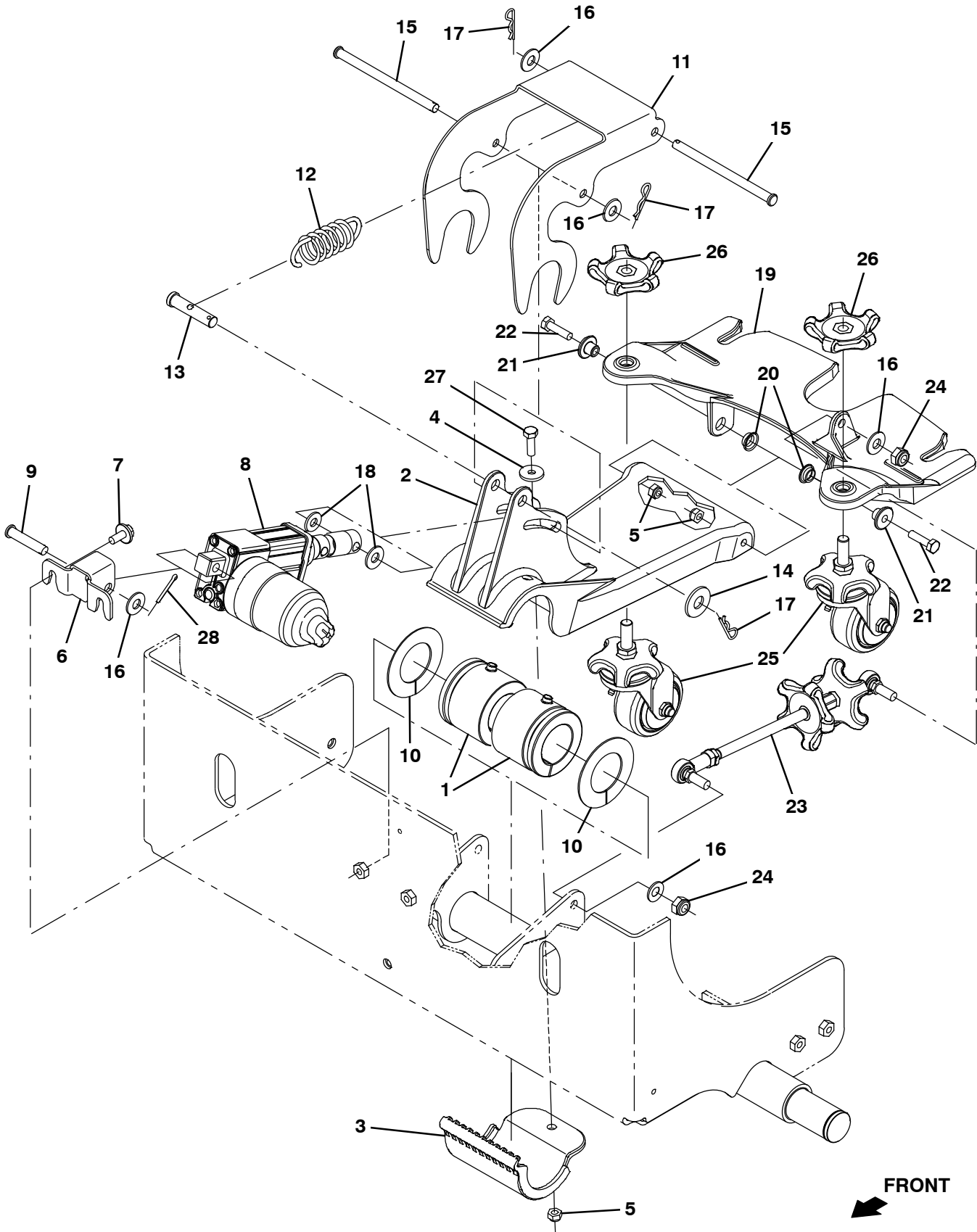


Fig. 20 – Rear Squeegee Lift Group

Ref.	Part No.	Serial Number	Description	Qty.
1	1053815	(000000–) Bushing, Flex, Ure	2
2	1053870	(000000–) Arm, Lift, Sqge	1
3	1053814	(000000–) Clamp, Pivot, Link	1
4	1017218	(000000–) Washer, Flat, 0.32b 1.00d .12, Ss	1
5	08713	(000000–) Nut, Hex, Lock, M8 X 1.25, NI, Ss	3
6	1053784	(000000–) Bracket, Mtg, Actuator	1
7	1020341	(000000–) Screw, Hex, M8 X 1.25 X 20, Ss, Sems	2
8	1053327	(000000–) Actuator, 36vdc, 02.0strk, 0147lb	1
9	94877	(000000–) Pin, Clevis, 10mmd X	1
10	1059969	(000000–) Washer, Thrust, 1.81b 2.93d .06w, Plstc	2
11	1059316	(000000–) Link, Tensioner, Spring	1
12	1059363	(000000–) Spring, Extn, 1.26od 0.18wir 03.4l	1
13	1059498	(000000–) Pin, Clevis, 0.50d X 2.25l	1
14	32493	(000000–) Washer, Flat, 0.50, Std	1
15	1059338	(000000–) Pin, Clevis, 0.37d X 5.25l	2
16	01686	(000000–) Washer, Flat, 0.44b 1.00d .08, Ss	5
17	44906	(000000–) Pin, Cotter, Hair, 0.38d .093 Wir	3
18	1018151	(000000–) Washer, Flat, 0.44b 0.88d .06, Nyl	2
19	1204957	(000000–) Coupling, Sqge	1
20	1054662	(000000–) Bushing, Flng, 0.50b 0.59d 0.25l	2
21	1059990	(000000–) Sleeve, Flng, 0.32b 1.00/0.50d 0.6l, Ss	2
22	09011	(000000–) Screw, Hex, M8 X 1.25 X 30, Ss	2
23	9010937	(000000–) Turnbuckle Replmt, Afmkt	1
24	08714	(000000–) Nut, Hex, Lock, M10 X 1.5, NI, Ss	2
25	1205850	(000000–) Caster Assy, Swivel	2
25	1057926	(000000–) Caster Assy, Swivel, Neoprene	2
26	1055516	(000000–) Knob Assy, Star, 3.21d 5ear M12	2
27	09010	(000000–) Screw, Hex, M8 X 1.25 X 25, Ss	1
28	08182	(000000–) Pin, Cotter, .125 X 1.00	1

Fig. 21 - Rear Squeegee Group

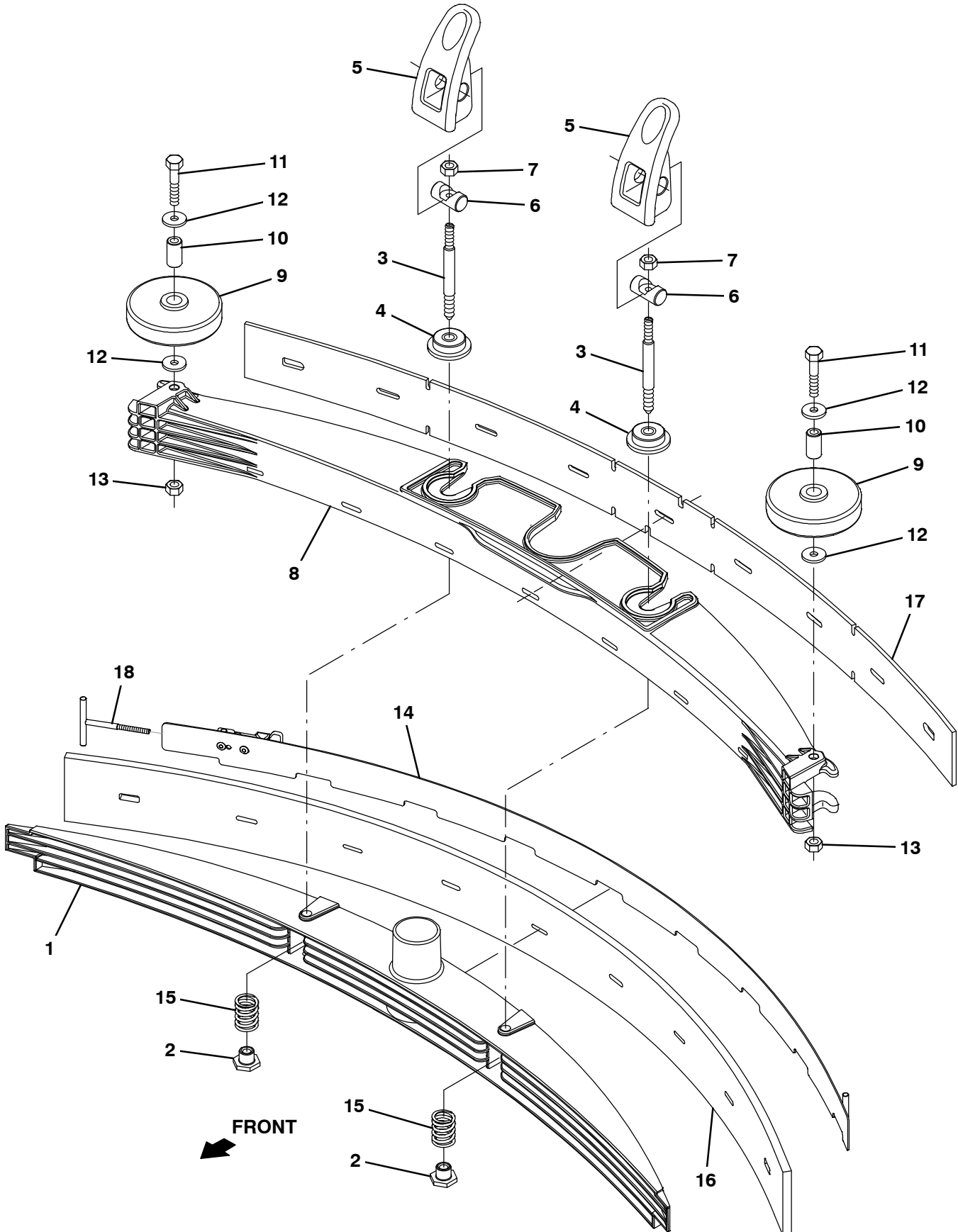


Fig. 21 – Rear Squeegee Group

Ref.	Part No.	Serial Number	Description	Qty.
▽	9008822	(000000–)	Squeegee Assy, Rear, Linatex,Aftmkt[T16] (Standard)	1
▲	1 1052529	(000000–)	Frame, Sqge, Inner	1
▲	2 391345	(000000–)	Nut, T, M10 X 1.50 X 0.62od X 0.5l	2
▲	3 1057407	(000000–)	Rod, Thrd, 2end, M8x1.25/ M10x1.5 04.7l	2
▲	4 1055506	(000000–)	Ring, Mtg, Sqge, .38l	2
▲	5 1052532	(000000–)	Grip, Lock	2
▲	6 1055396	(000000–)	Pin, 0.63d, 02.0l [W/Cbore, M8 Screw]	2
▲	7 07786	(000000–)	Nut, Hex, Std, M8 X 1	2
▲	8 1054000	(000000–)	Frame, Sqge, Outer	1
▲	9 363162	(000000–)	Wheel, 04.0d 0.89w 0.64b	2
▲	10 363301	(000000–)	Sleeve, P/M, 0.34b 0.63d 1.2l, Bnz	2
▲	11 49694	(000000–)	Screw, Hex, M8 X 1.25 X 50, Ss	2
▲	12 1017218	(000000–)	Washer, Flat, 0.32b 1.00d .12, Ss	4
▲	13 08713	(000000–)	Nut, Hex, Lock, M8 X 1.25, NI, Ss	2
▲	14 1051284	(000000–)	Clamp Wldt, Retainer, Sqge	1
▲	15 1064770	(000000–)	Spring, Cmpr, 0.98od .13wir 01.3l, Ss	2
▲	16 1051283	(000000–)	Blade, Sqge, Rear Linatex (Standard)	1
▲	17 1056453	(000000–)	Blade, Sqge, Front, 43.19l [Linard] (Standard)	1
▲	18 1054312	(000000–)	Hook Wldt, Latch	1
▽	9008816	(000000–)	Squeegee Assy, Rear, Ure, Aftmkt [T16] (Option)	1
▲	1 1052529	(000000–)	Frame, Sqge, Inner	1
▲	2 391345	(000000–)	Nut, T, M10 X 1.50 X 0.62od X 0.5l	2
▲	3 1057407	(000000–)	Rod, Thrd, 2end, M8x1.25/ M10x1.5 04.7l	2
▲	4 1055506	(000000–)	Ring, Mtg, Sqge, .38l	2
▲	5 1052532	(000000–)	Grip, Lock	2
▲	6 1055396	(000000–)	Pin, 0.63d, 02.0l [W/Cbore, M8 Screw]	2
▲	7 07786	(000000–)	Nut, Hex, Std, M8 X 1	2
▲	8 1054000	(000000–)	Frame, Sqge, Outer	1
▲	9 363162	(000000–)	Wheel, 04.0d 0.89w 0.64b	2
▲	10 363301	(000000–)	Sleeve, P/M, 0.34b 0.63d 1.2l, Bnz	2
▲	11 49694	(000000–)	Screw, Hex, M8 X 1.25 X 50, Ss	2
▲	12 1017218	(000000–)	Washer, Flat, 0.32b 1.00d .12, Ss	4
▲	13 08713	(000000–)	Nut, Hex, Lock, M8 X 1.25, NI, Ss	2
▲	14 1051284	(000000–)	Clamp Wldt, Retainer, Sqge	1
▲	15 1064770	(000000–)	Spring, Cmpr, 0.98od .13wir 01.3l, Ss	2
▲	16 1061198	(000000–)	Blade, Sqge, Rear, Ure (Option)	1
▲	17 1061200	(000000–)	Blade, Sqge, Front, 43.19l, Ure (Option)	1
▲	18 1054312	(000000–)	Hook Wldt, Latch	1
▽	9008823	(000000–)	Squeegee Assy, Rear, Gum, Aftmkt [T16] (Option)	1
▲	1 1052529	(000000–)	Frame, Sqge, Inner	1
▲	2 391345	(000000–)	Nut, T, M10 X 1.50 X 0.62od X 0.5l	2
▲	3 1057407	(000000–)	Rod, Thrd, 2end, M8x1.25/ M10x1.5 04.7l	2
▲	4 1055506	(000000–)	Ring, Mtg, Sqge, .38l	2
▲	5 1052532	(000000–)	Grip, Lock	2
▲	6 1055396	(000000–)	Pin, 0.63d, 02.0l [W/Cbore, M8 Screw]	2
▲	7 07786	(000000–)	Nut, Hex, Std, M8 X 1	2
▲	8 1054000	(000000–)	Frame, Sqge, Outer	1
▲	9 363162	(000000–)	Wheel, 04.0d 0.89w 0.64b	2
▲	10 363301	(000000–)	Sleeve, P/M, 0.34b 0.63d 1.2l, Bnz	2
▲	11 49694	(000000–)	Screw, Hex, M8 X 1.25 X 50, Ss	2
▲	12 1017218	(000000–)	Washer, Flat, 0.32b 1.00d .12, Ss	4
▲	13 08713	(000000–)	Nut, Hex, Lock, M8 X 1.25, NI, Ss	2
▲	14 1051284	(000000–)	Clamp Wldt, Retainer, Sqge	1
▲	15 1064770	(000000–)	Spring, Cmpr, 0.98od .13wir 01.3l, Ss	2
▲	16 1061199	(000000–)	Blade, Sqge, Rear, Gum (Option)	1
▲	17 1061201	(000000–)	Blade, Sqge, Front, 43.19l, Gum (Option)	1
▲	18 1054312	(000000–)	Hook Wldt, Latch	1

Fig. 22 – Electrical Schematic (1 of 5) (S/N 00000-026721)

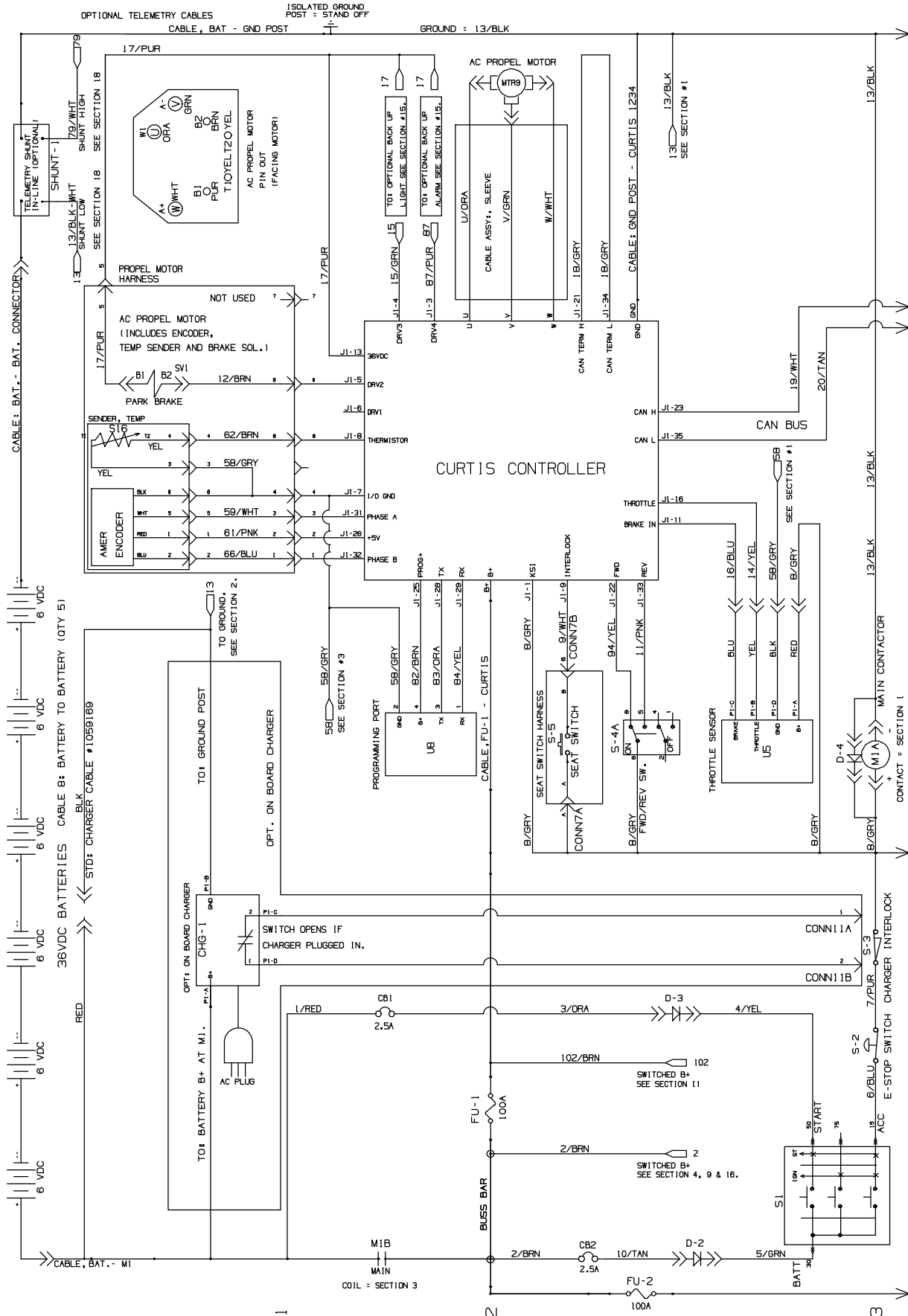
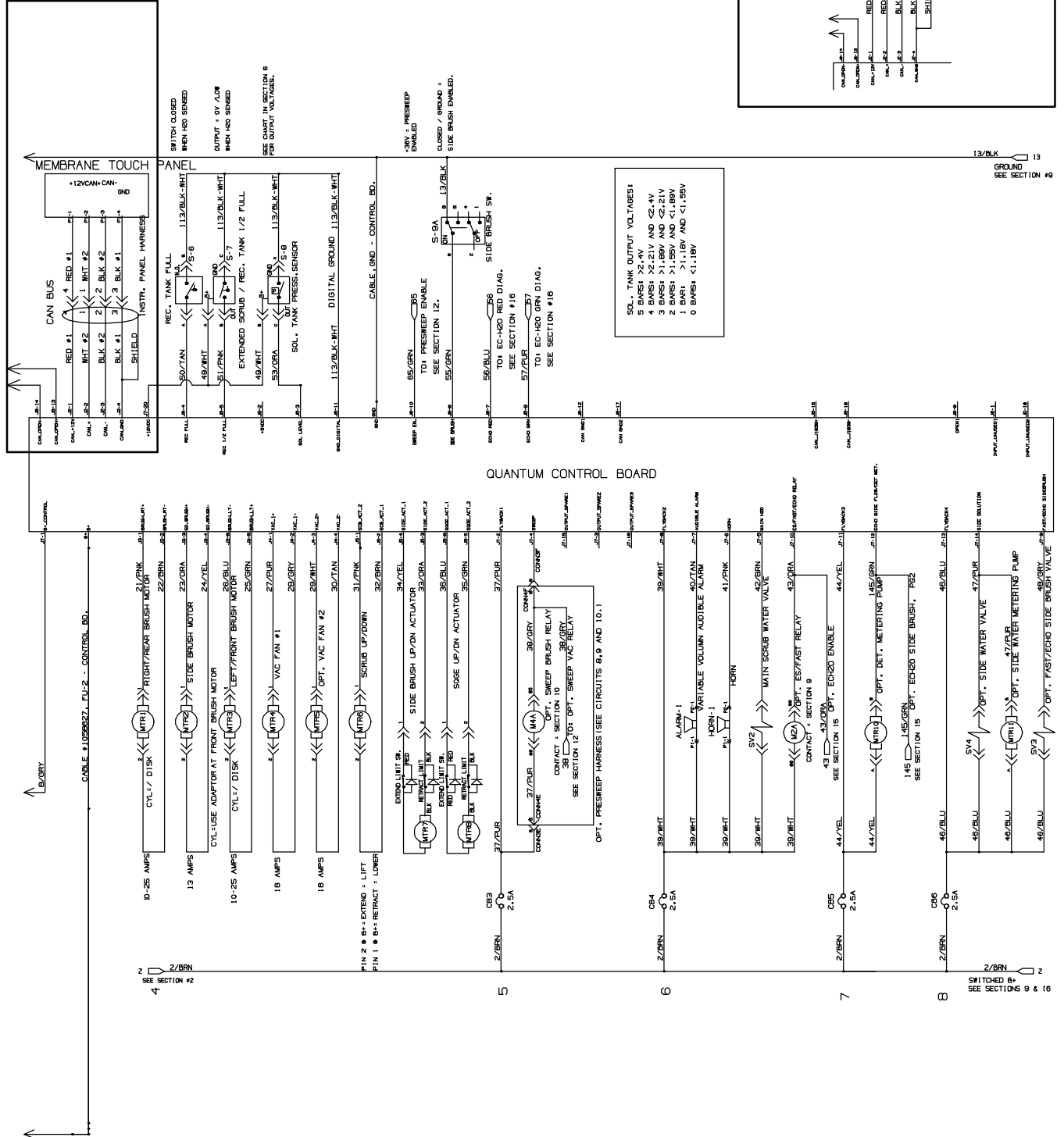


Fig. 22 – Electrical Schematic (2 of 5) (S/N 00000–026721)

(S/N 024894–026721)



(S/N 00000–024893)

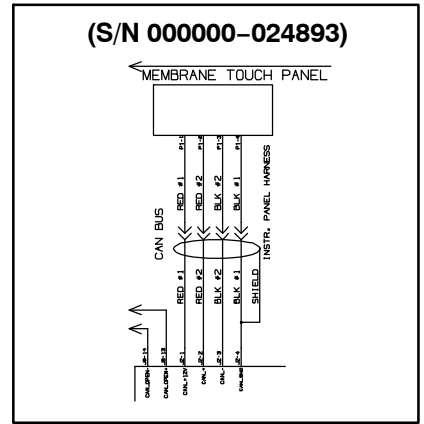


Fig. 22 – Electrical Schematic (3 of 5) (S/N 00000–026721)

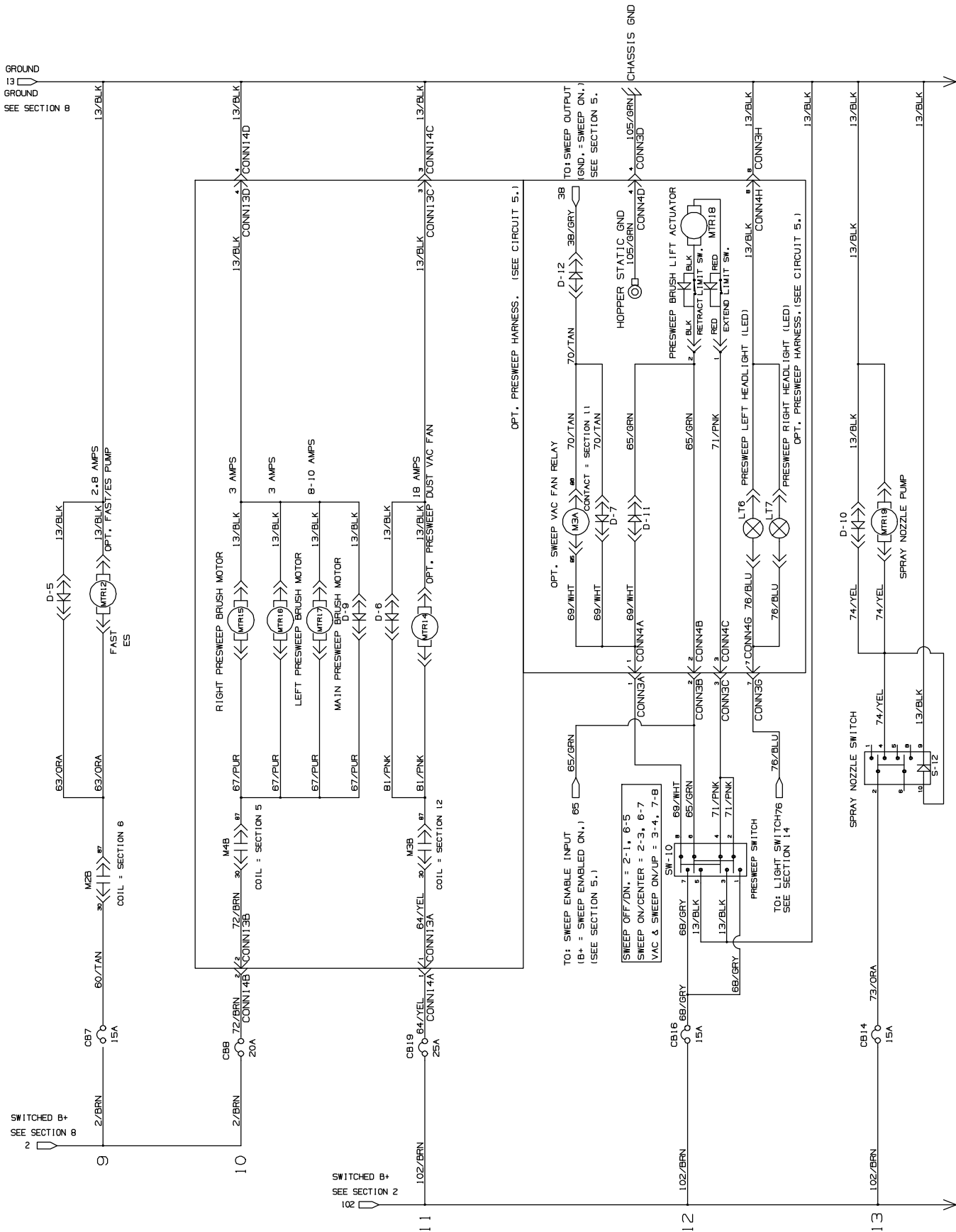


Fig. 22 – Electrical Schematic (4 of 5) (S/N 00000–026721)

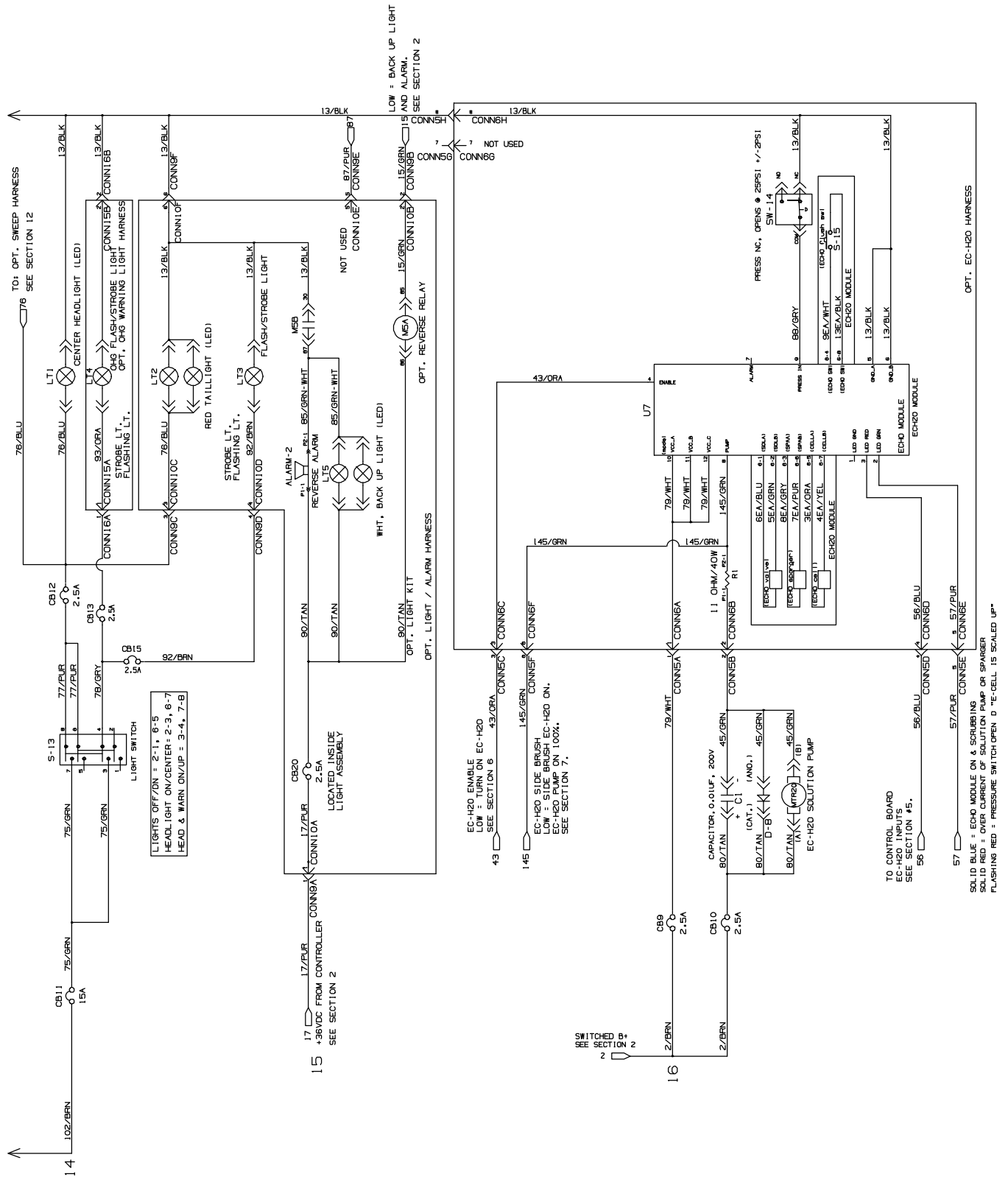


Fig. 22 – Electrical Schematic (5 of 5) (S/N 000000–026721)

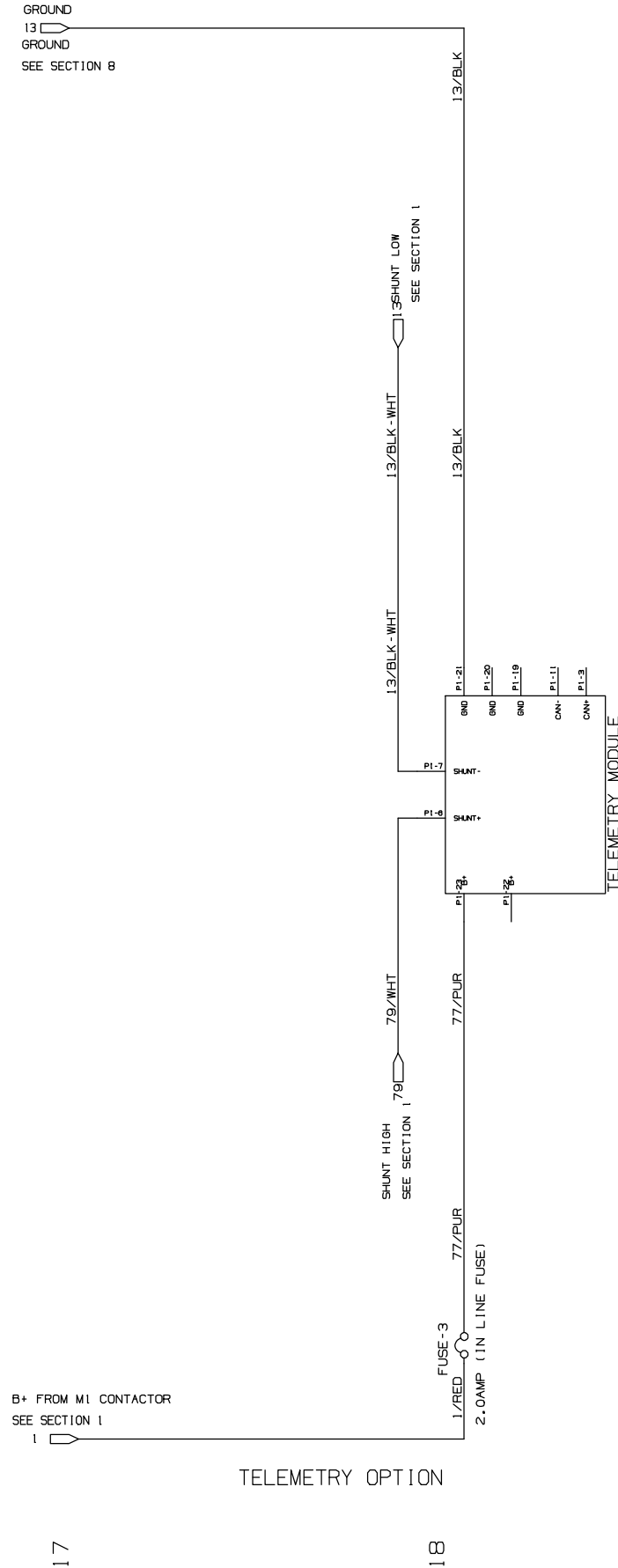
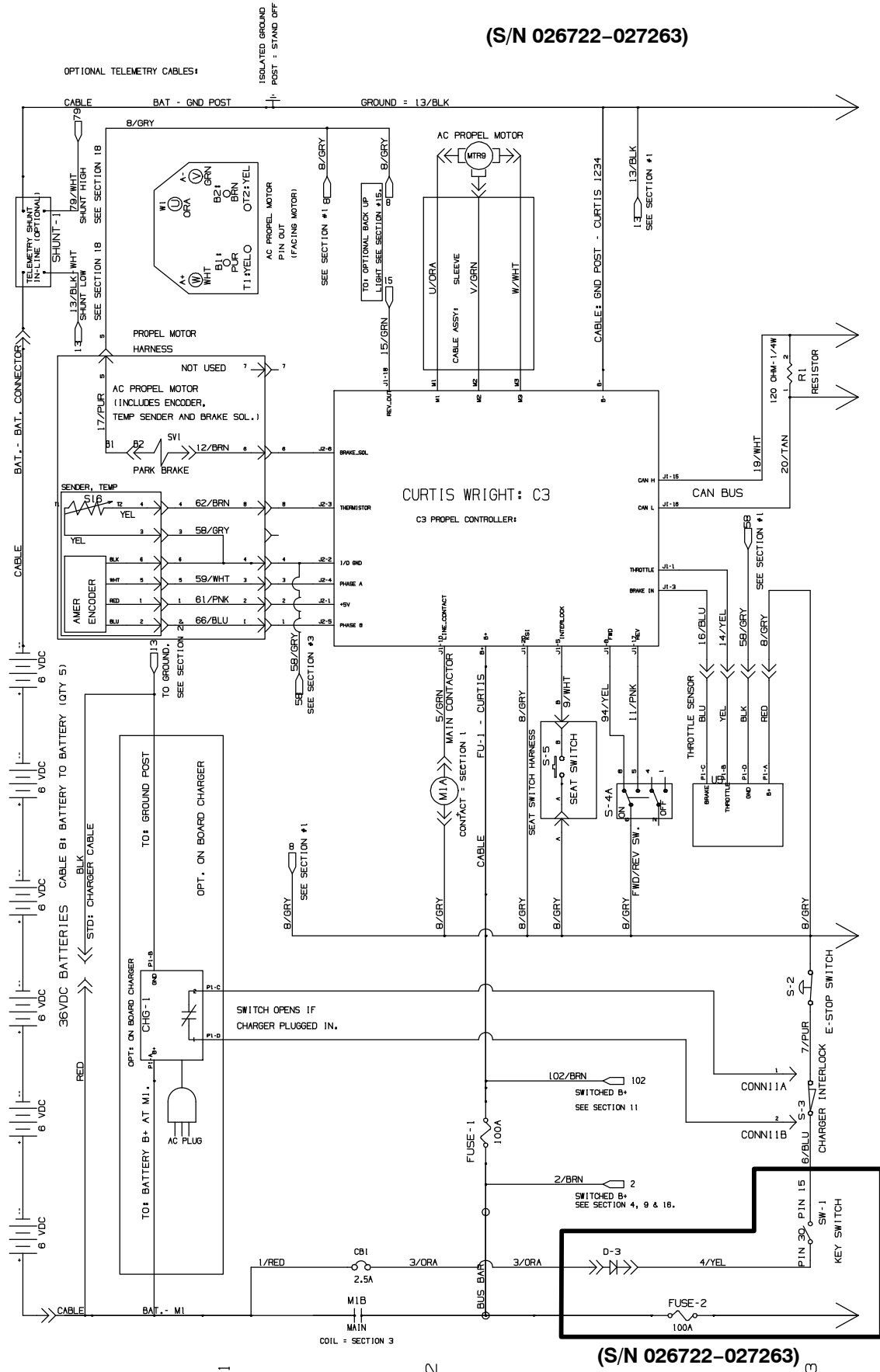


Fig. 23 - Electrical Schematic (1 of 6) (S/N 026722-)

(S/N 026722-027263)

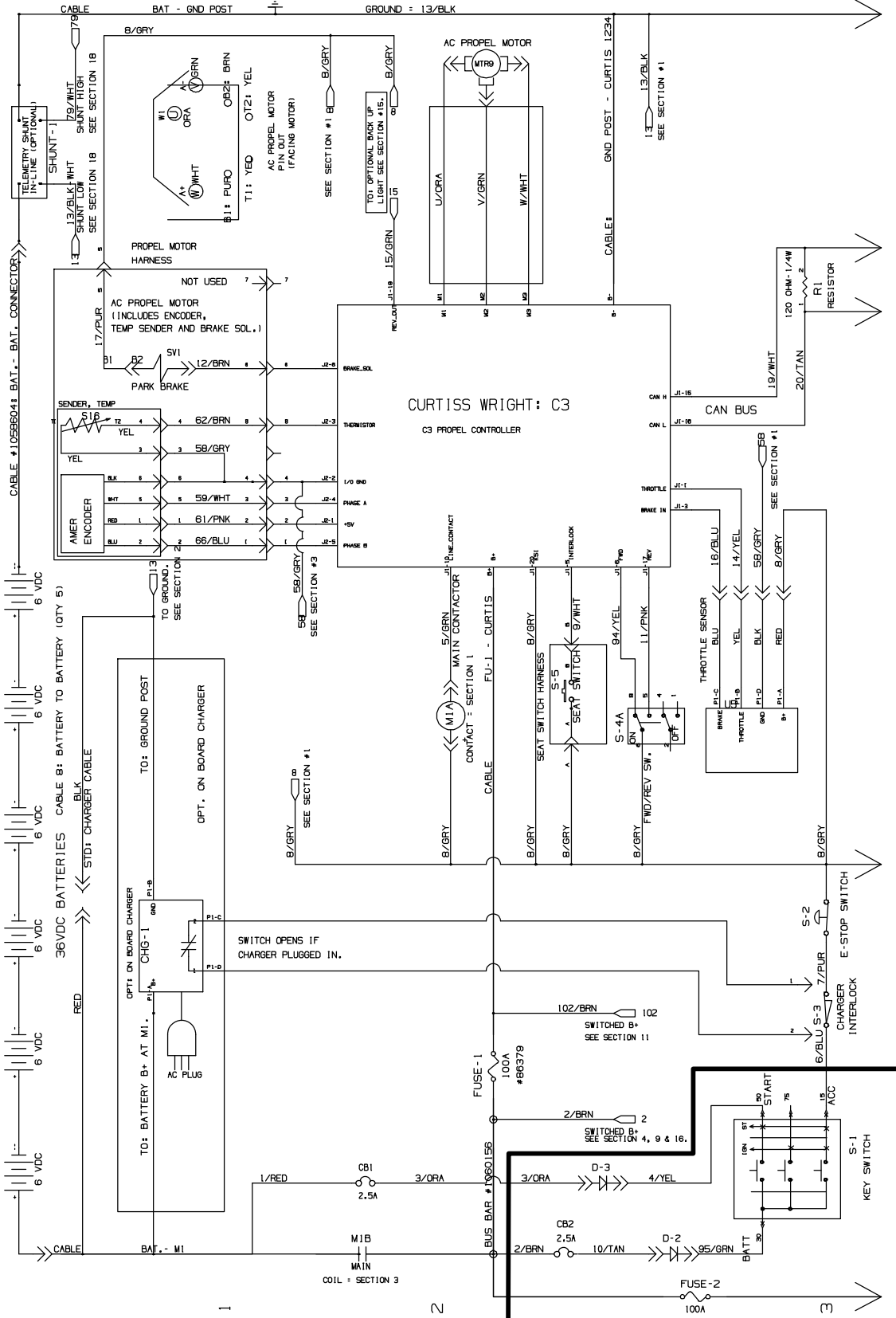


(S/N 026722-027263)

Fig. 23 - Electrical Schematic (2 of 6) (S/N 026722-)

OPTIONAL TELEMETRY CABLES: ISOLATED GROUND POST - STAND OFF

(S/N 027264-)



(S/N 027264-)

356166 - 1066391

Fig. 23 - Electrical Schematic (3 of 6) (S/N 026722-)

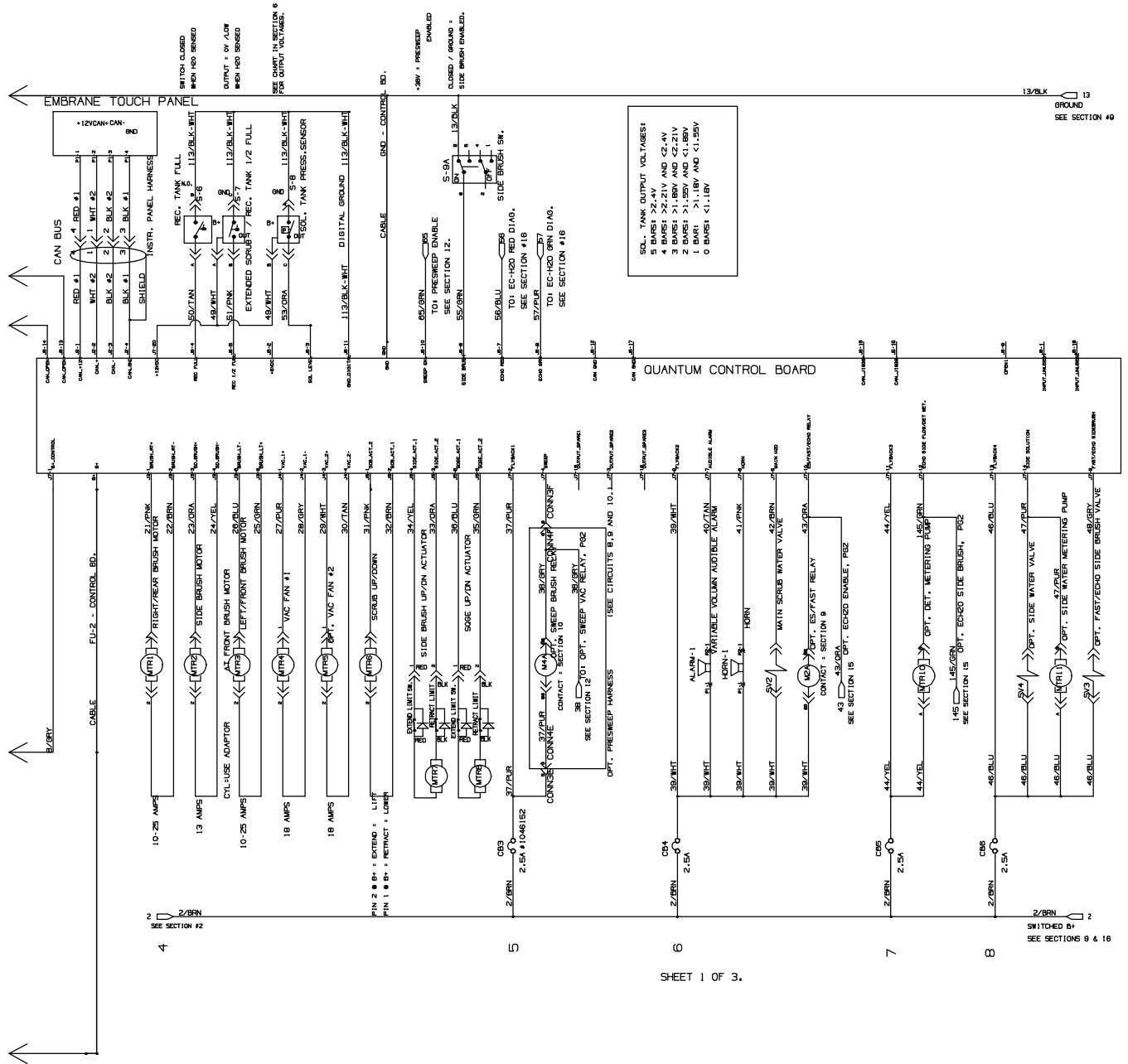


Fig. 23 - Electrical Schematic (4 of 6) (S/N 026722-)

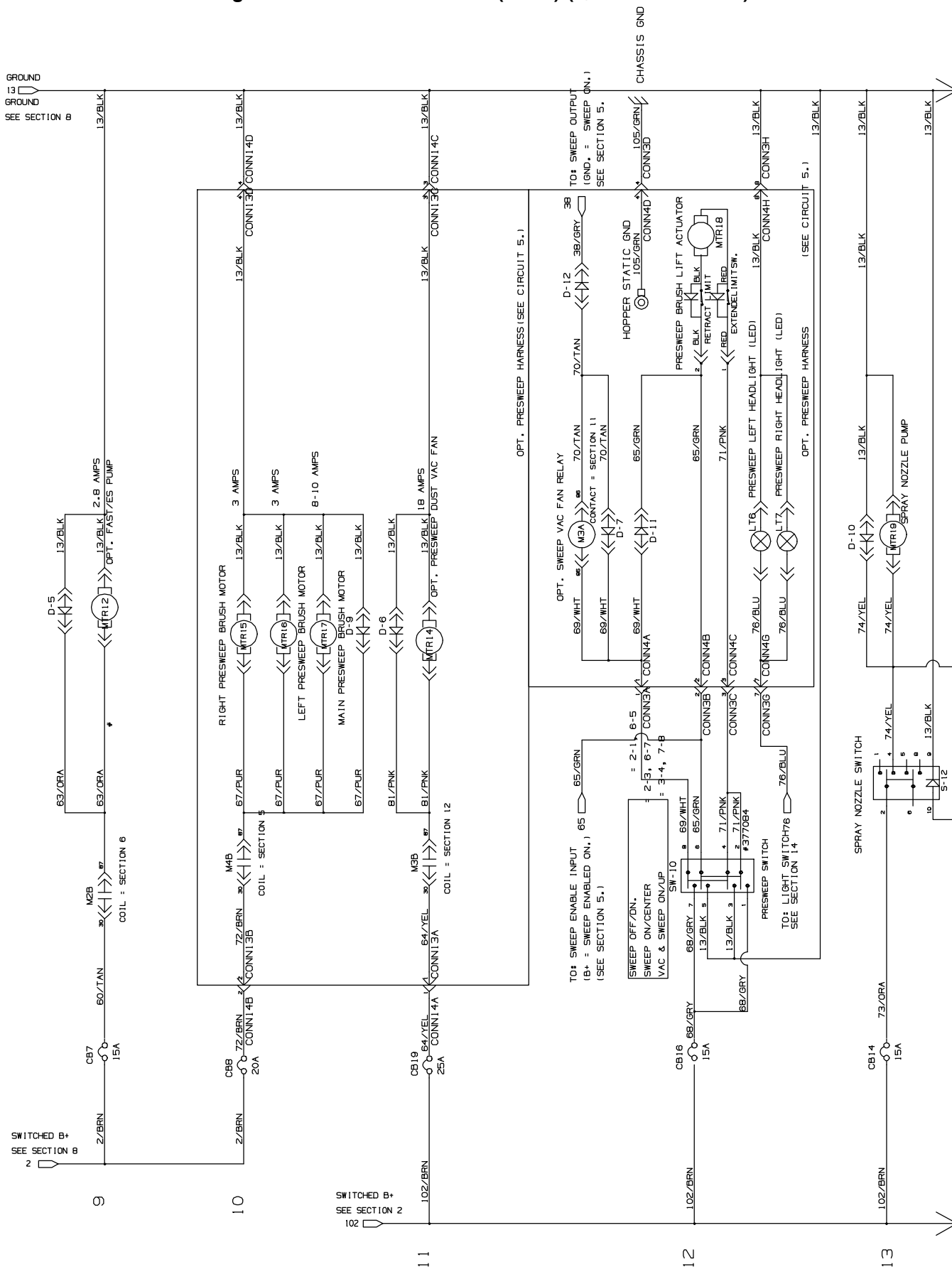
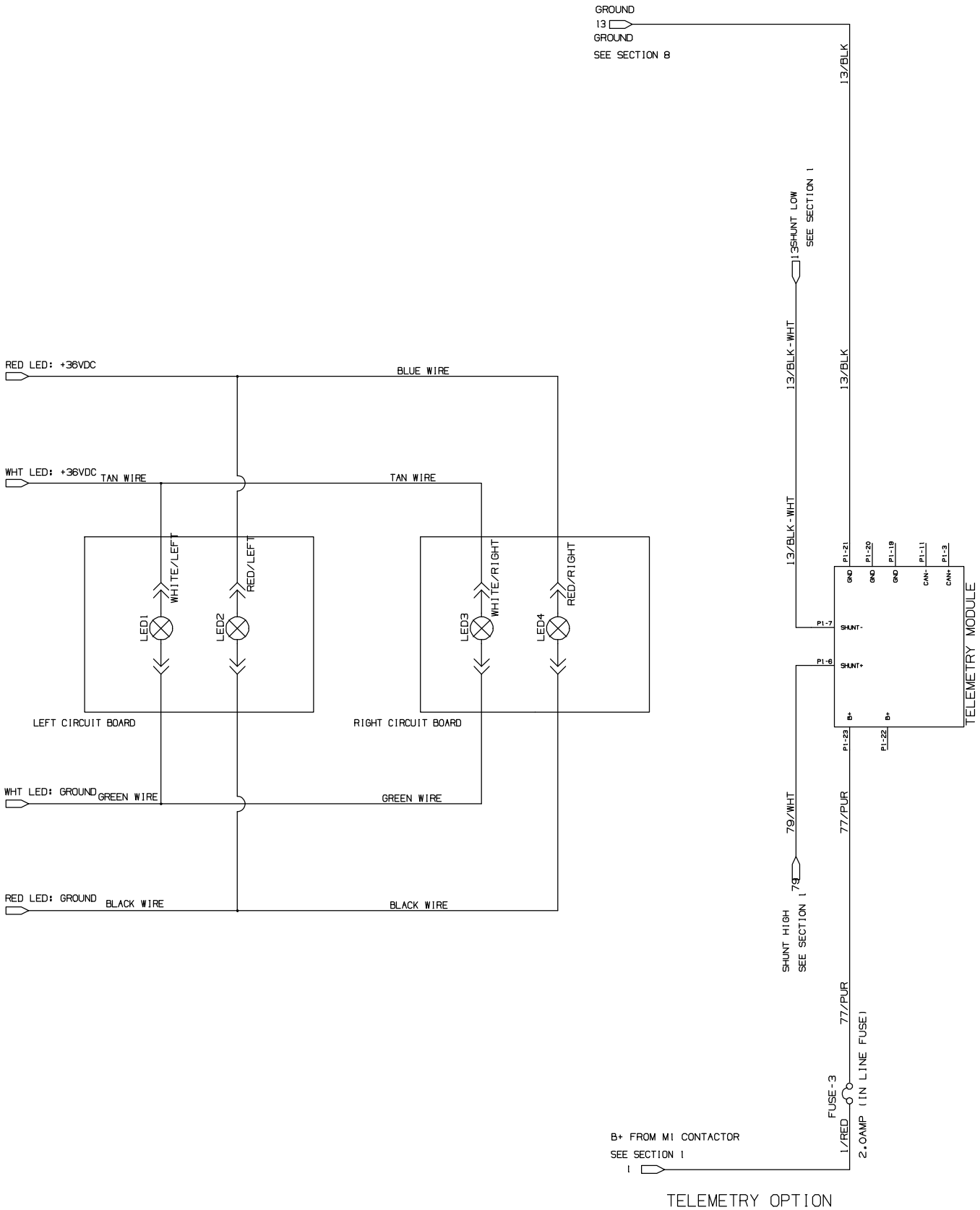


Fig. 23 - Electrical Schematic (6 of 6) (S/N 026722-)



17

18

Fig. 24 - Wire Harnesses Group (S/N 00000-026721)

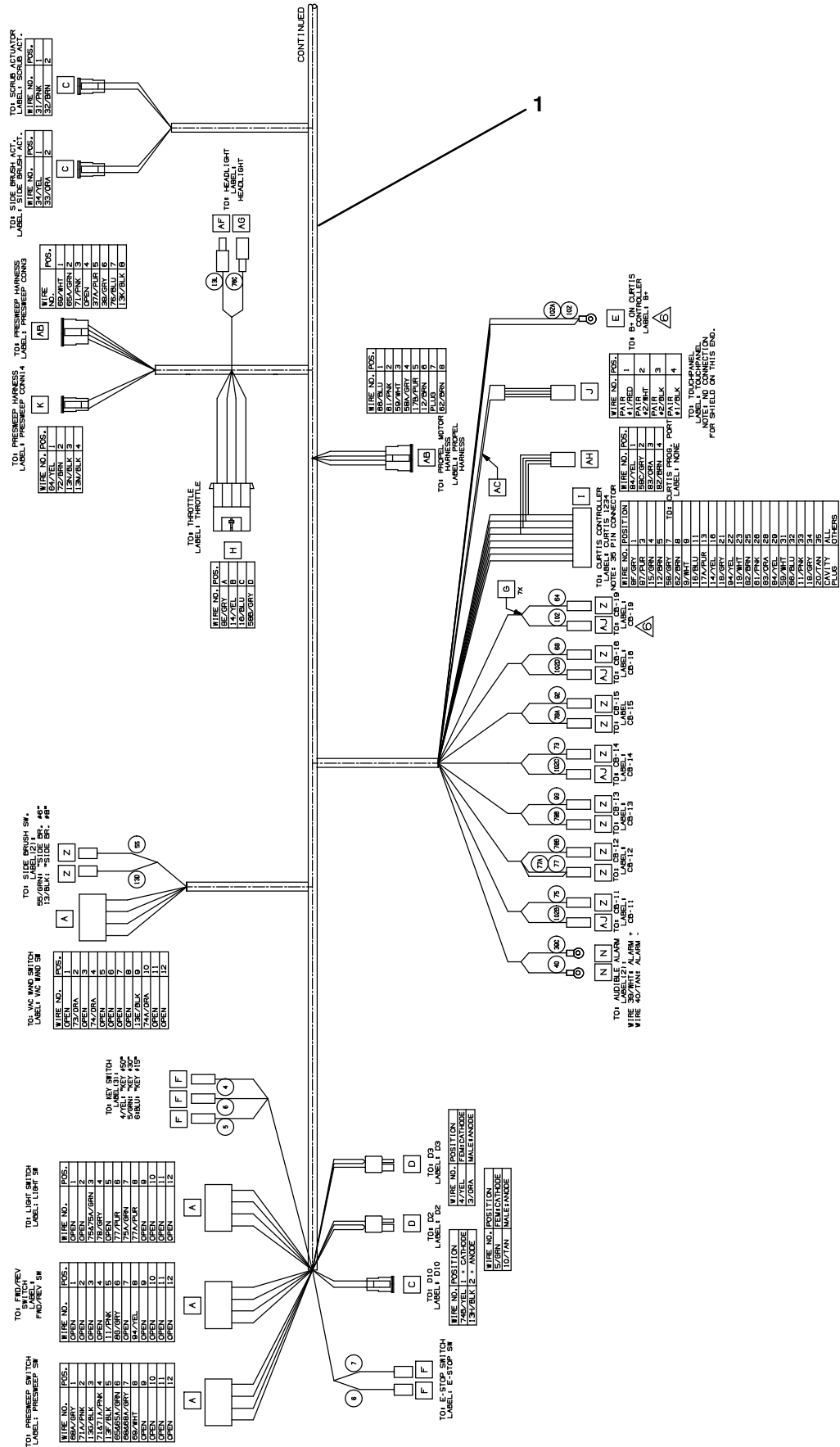


Fig. 24 - Wire Harness Group (S/N 00000-026721)

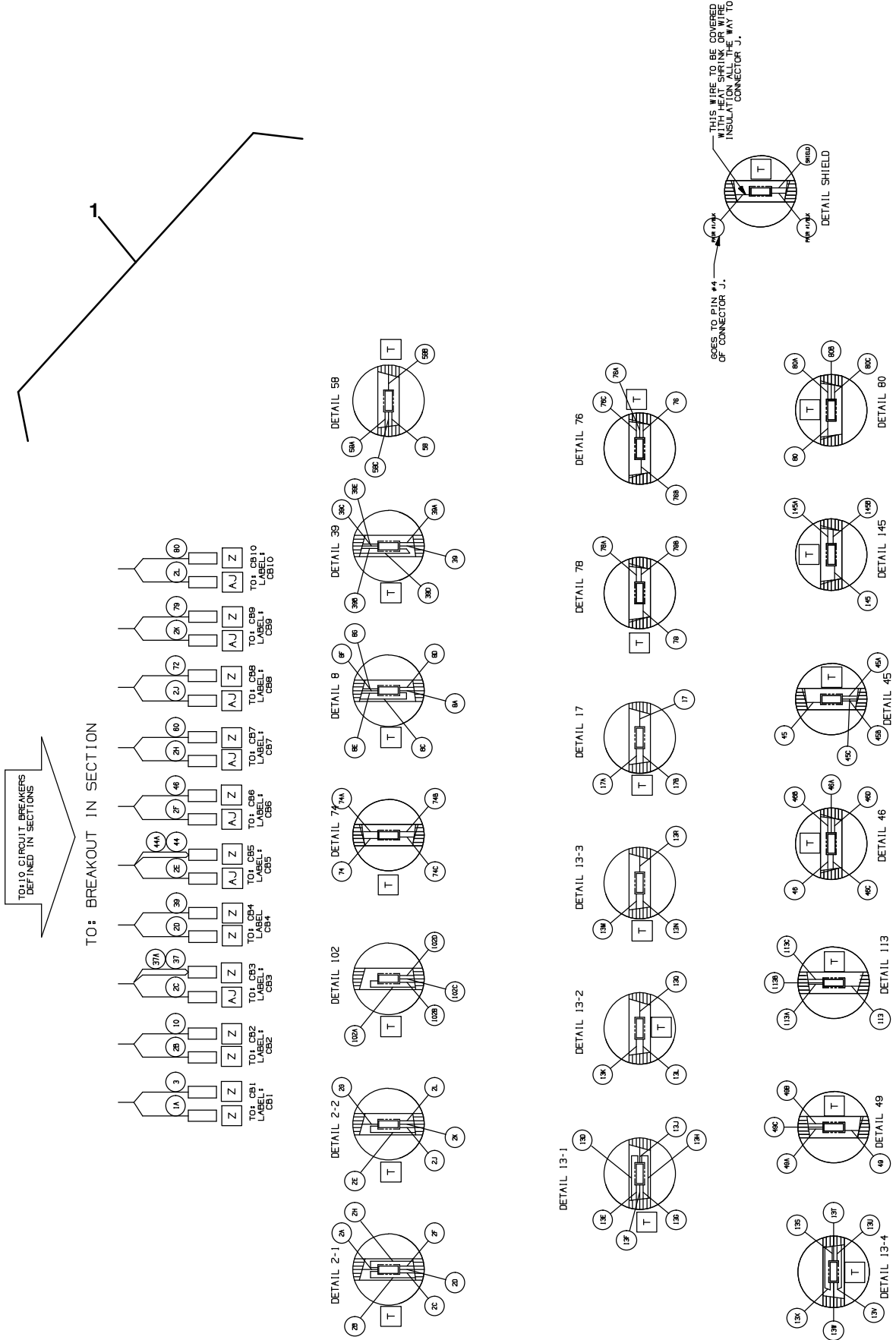


Fig. 24 – Wire Harnesses Group (S/N 00000–026721)

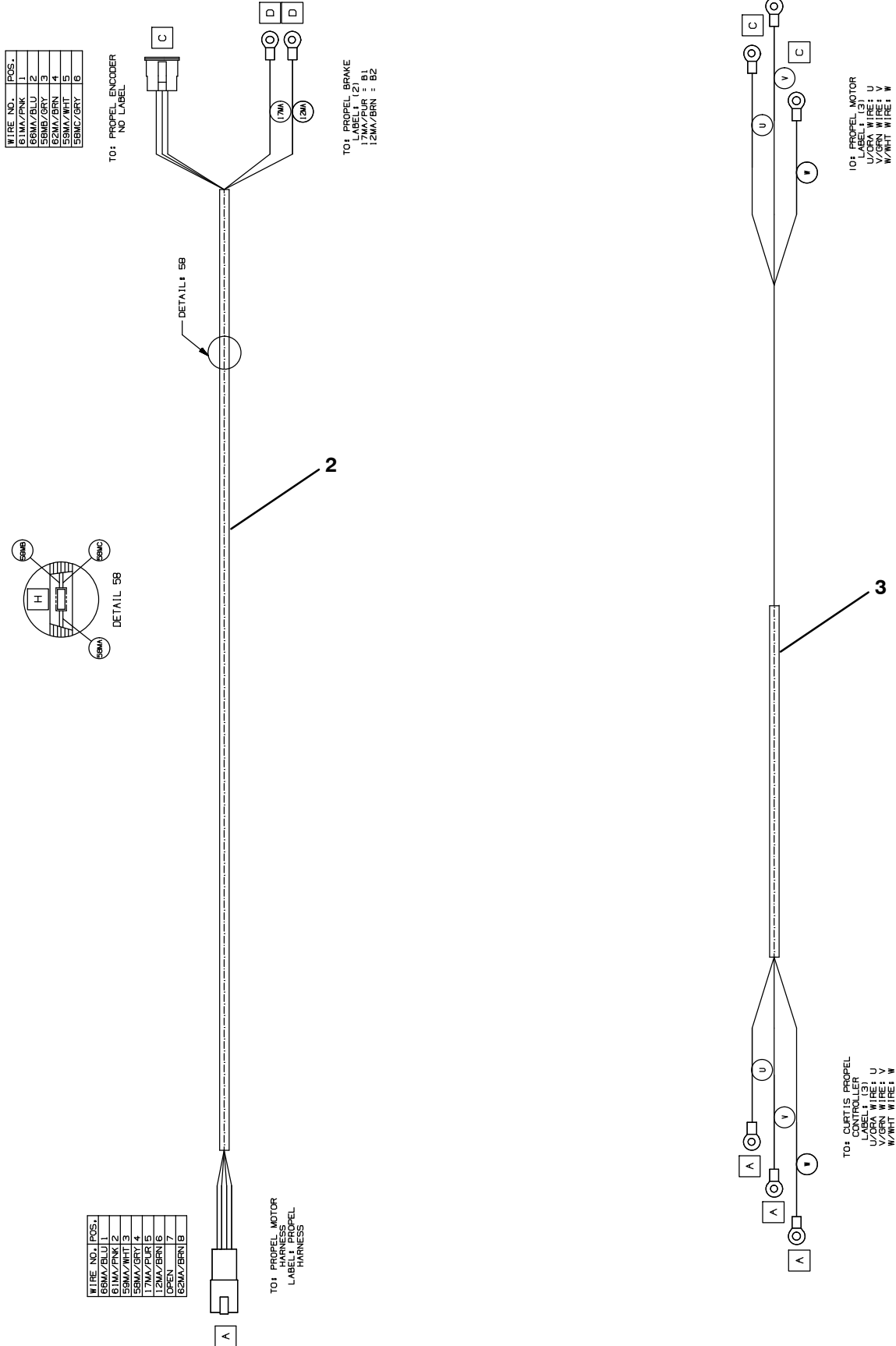


Fig. 24 - Wire Harnesses Group (S/N 000000-026721)

Ref.	Part No.	Serial Number	Description	Qty.
1	1056981	(000000-026721)	Harness, Main, Ele [T16]	1
2	1057792	(000000-026721)	Harness, Wire, Propel Motor [T16]	1
3	1058643	(000000-026721)	Harness, Cable, Propel Motor [T16]	1

Fig. 25 – Wire Harnesses Group (S/N 026722–)

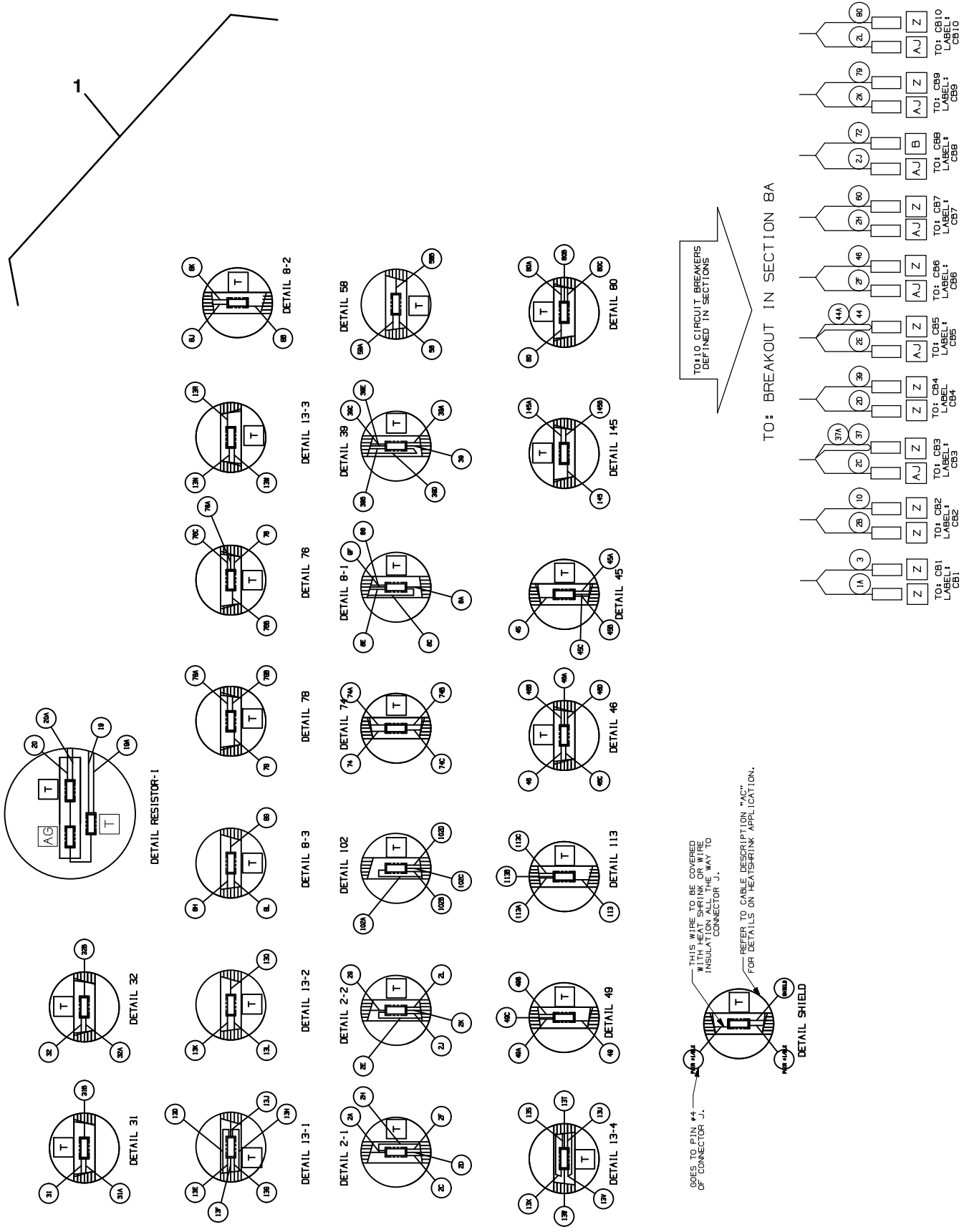


Fig. 25 – Wire Harnesses Group (S/N 026722–)

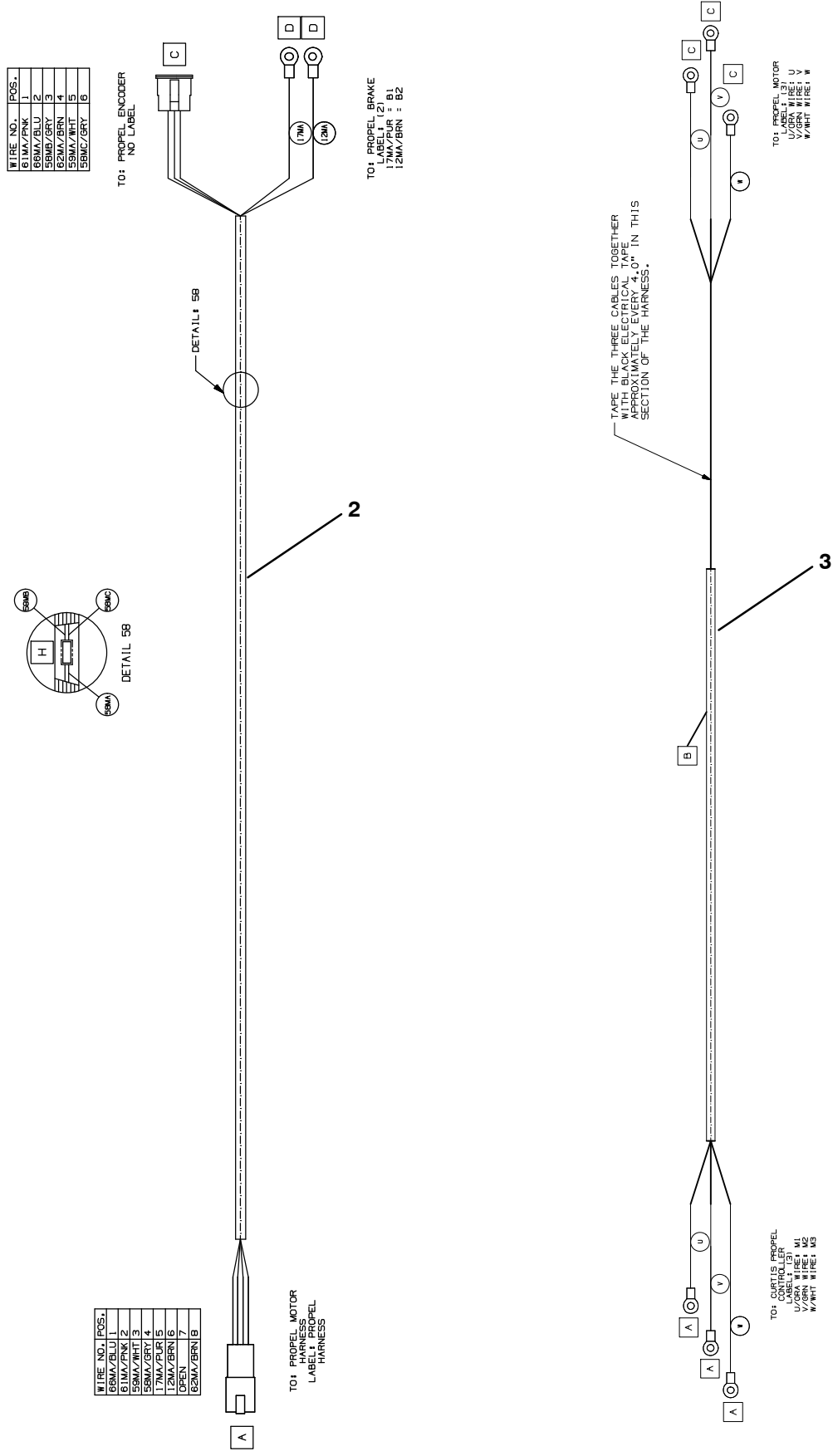
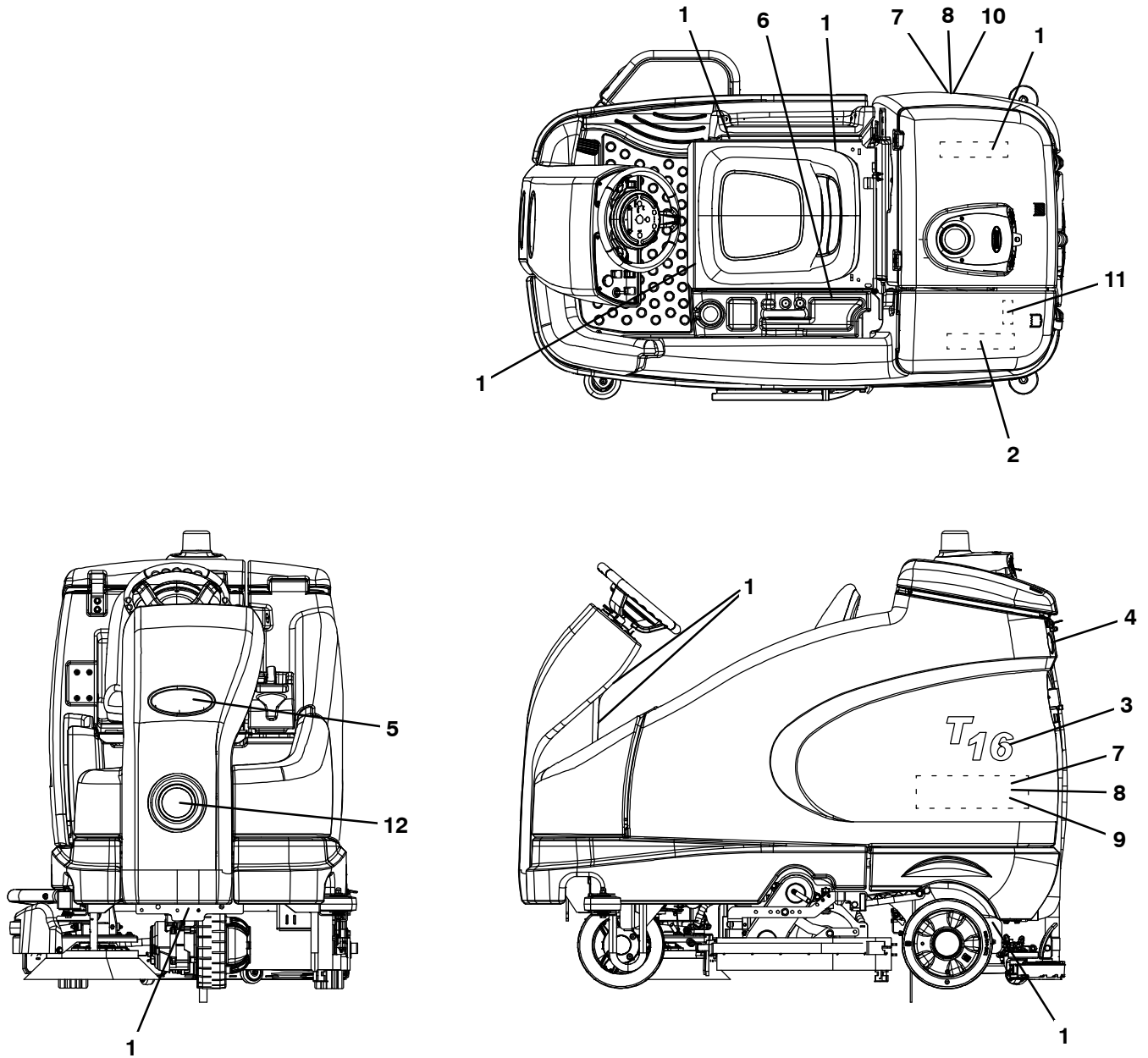


Fig. 25 - Wire Harnesses Group (S/N 026722-)

Ref.	Part No.	Serial Number	Description	Qty.
1	1074726	(026722-) Harness, Main, Ele [T16]	1
2	1057792	(026722-) Harness, Wire, Propel Motor [T16]	1
3	1074734	(026722-) Harness, Cable, Propel Motor [T16, Cw]	1

Fig. 26 – Label Group



356197 – CE

Ref.	Part No.	Serial Number	Description	Qty.
1	1062273	(000000–)	Label set, info/Hzd [T16]	1
2	1050910	(000000–)	Label, Hzrd, Flammable Matl, Na	1
3	1061739	(000000–)	Label, Logo [T16]	2
4	1056578	(000000–)	Label, Logo, 05.8l White / TI [Tennant]	1
5	1056569	(000000–)	Label, Logo, 08.0l White / TI [Tennant]	1
6	1061560	(000000–)	Label, Logo, 05.8l White / Hg [Tennant]	1
7	1062815	(000000–)	Label, Logo, 04.4l White / TI [Es]	2
8	1062814	(000000–)	Label, Logo, 06.1l White / TI [Fast]	2
9	1064439	(000000–)	Label, Logo, 14.9l 4color [Ec–H2o]	1
10	1062813	(000000–)	Label, Logo, 12.3l 4color [Ec–H2o]	1
11	1050003	(000000–)	Label [User, Attention, Ec–H2o]	1
12	1061532	(000000–)	Label, Model [T16]	1

SECTION 3

Contents	Page
Fig. 1 – Strobe Light and Backup Alarm Kit	3-2
Fig. 2 – Strobe Light Kit, Overhead Guard	3-4
Fig. 3 – Headlight Kit	3-6
Fig. 4 – Overhead Guard Kit	3-8
Fig. 5 – Front Bumper Kit	3-10
Fig. 6 – Squeegee Guard Kit	3-12
Fig. 7 – ec-H2O Solution Pump Group	3-14
Fig. 8 – ec-H2O Solution Supply Group, Side Brush	3-16
Fig. 9 – ec-H2O Electrical Group	3-18
Fig. 10 – ec-H2O Wire Harness Group	3-19
Fig. 11 – FaST Pump Group	3-20
Fig. 12 – FaST Solution Supply Group, Side Brush	3-22
Fig. 13 – FaST Electrical Group	3-24
Fig. 14 – ES Pump Group	3-26
Fig. 15 – ES Tank Group	3-28
Fig. 16 – ES Electrical Group	3-30
Fig. 17 – Vacuum Fan Kit, Dual	3-32
Fig. 18 – Spray Hose Kit	3-34
Fig. 19 – Vacuum Wand Kit	3-36
Fig. 20 – Pre-Sweep Hopper Cover Group	3-38
Fig. 21 – Pre-Sweep Hopper and Vacuum Fan Group	3-40
Fig. 22 – Pre-Sweep Brush Drive Group	3-42
Fig. 23 – Pre-Sweep Brush Idler Group	3-44
Fig. 24 – Pre-Sweep Side Brush Group	3-46
Fig. 25 – Pre-Sweep Brush Lift Group	3-48
Fig. 26 – Pre-Sweep Electrical Group	3-50
Fig. 27 – Pre-Sweep Wire Harnesses Group	3-52
Fig. 28 – Side Brush Lift Group	3-54
Fig. 29 – Side Brush Motor and Squeegee Group	3-56
Fig. 30 – Side Brush Pivot Group	3-58
Fig. 31 – Side Brush Solution Supply Group	3-60
Fig. 32 – Side Brush Bumper Group	3-62
Fig. 33 – Side Brush Electrical Group	3-64
Fig. 34 – Deluxe Seat Kit	3-66
Fig. 35 – Transport Group	3-68
Fig. 36 – Battery Group, 360AH	3-70
Fig. 37 – Battery Charger Group	3-71
Fig. 38 – Battery Charger Group (Rollout Battery)	3-72
Fig. 39 – Battery Charger Group, International Only	3-73
Fig. 40 – Battery Charger Group, International Only (Rollout Battery)	3-74
Fig. 41 – Battery Charger Group, China Only (Rollout Battery)	3-75

Contents	Page
Fig. 42 – Onboard Charger Group	3-76
Fig. 43 – Rollout Battery Seat Support Group	3-78
Fig. 44 – Rollout Battery Case Group	3-80
Fig. 45 – Rollout Battery Cart Group	3-82
Fig. 46 – Rollout Battery Telemetry Group	3-84
Fig. 47 – Flow-Ritet Battery Water Manifold Group	3-86
Fig. 48 – HydrolinkR Battery Water System Kit	3-87
Fig. 49 – Telemetry Group	3-88
Fig. 50 – Fire Extinguisher Kit	3-90
Fig. 51 – Documentation Group	3-91

Fig. 1 – Strobe Light and Backup Alarm Kit

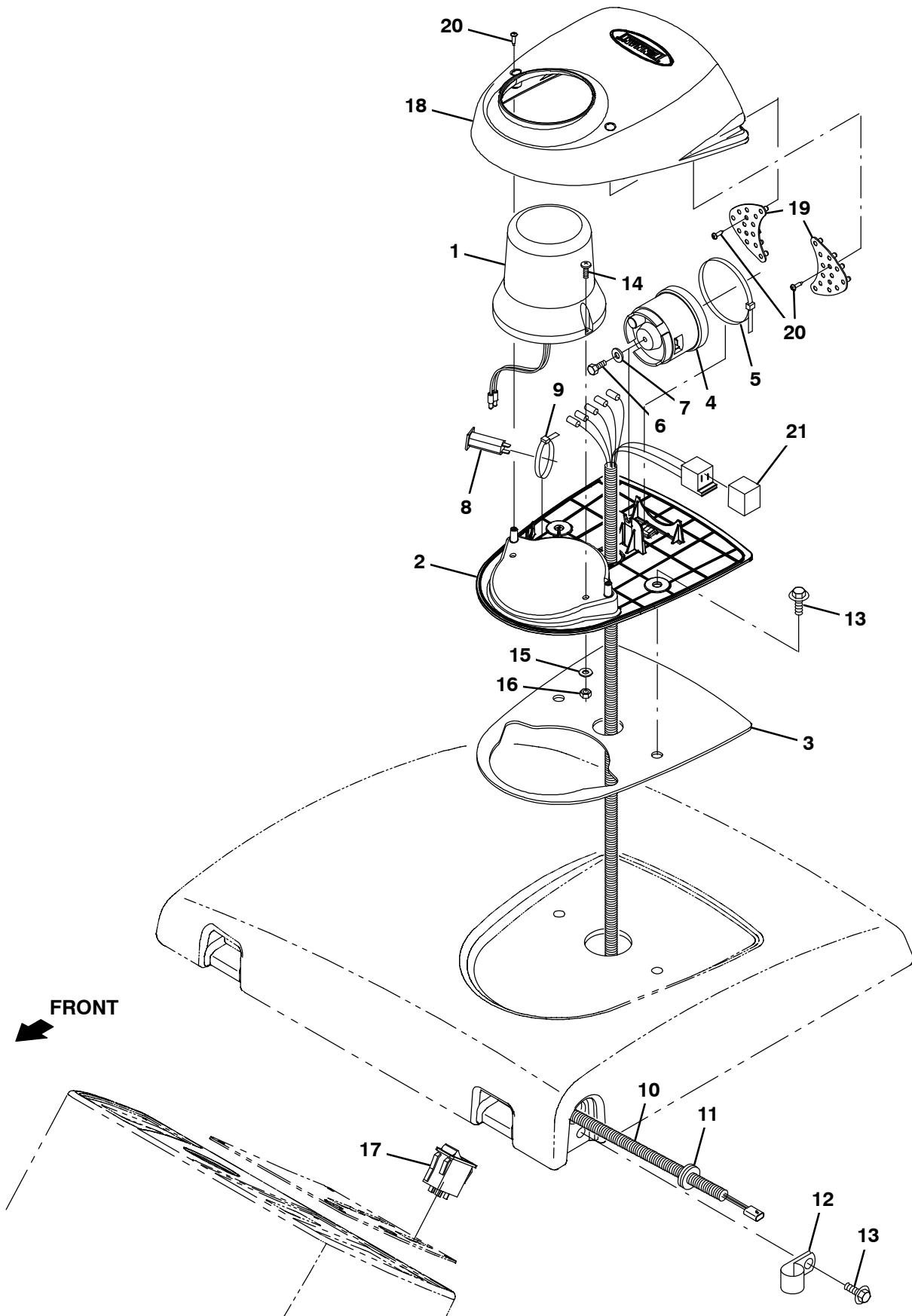


Fig. 1 – Strobe Light and Backup Alarm Kit

	Ref.	Part No.	Serial Number	Description	Qty.
▽		9008139	(000000–) Light Kit, Strobe, Ci [T16]	1
▲	1	1075296	(000000–) Light, Flsh, 12Vdc, Amb, Rwk	1
▲	2	1059938	(000000–) Base, Module, Light	1
▲	3	1063263	(000000–) Gasket, Base, Module	1
▲	4	1058694	(000000–) Alarm, Backup, 12–48vdc, Adj	1
▲	5	49263	(000000–) Tie, Cable, Nyl, 11.4l .19w 3.0 Max D	1
▲	6	19315	(000000–) Screw, Hex, .25–20 X 0.50, G5	1
▲	7	32483	(000000–) Washer, Flat, 0.25, Sae	1
▲	8	1064184	(000000–) Circuitbreaker, 02.5a, Resetable	1
▲	9	49266	(000000–) Tie, Cable, Nyl, 07.3l .19w 1.8 Max D	1
▲	10	1056979	(000000–) Harness, Wire, Alarm / Light [T16]	1
▲	11	10632–18	(000000–) Grommet, Rbr, 0.69ID, F/1.0H, .25 Matl	1
▲	12	82829	(000000–) Clamp, Cable, Stl, 0.63d X 0.75w, 1hole	1
▲	13	1020341	(000000–) Screw, Hex, M8 X 1.25 X 20, Ss, Sems	3
▲	14	06933	(000000–) Screw, Pan, Phl, M5 X 0.80 X 16, 4.8	2
▲	15	19066	(000000–) Washer, Flat, 0.25b 0.56d .05, Pl, 10	2
▲	16	06549	(000000–) Nut, Hex, Lock, M5 X 0.80, NI	2
▲	17	377084	(000000–) Switch, Rocker, Prgrsv	1
▲	18	1062106	(000000–) Cover, Module, Light	1
▲	19	1059342	(000000–) Light Assy, Led	1
▲	20	222267	(000000–) Screw, Pan, Phl, 06–20 X 0.50, Fmg/Ab	6
▲	21	398526	(000000–) Relay, 36Vdc, 005A, Spdt no [Greenwich]	1

Fig. 2 – Strobe Light Kit, Overhead Guard

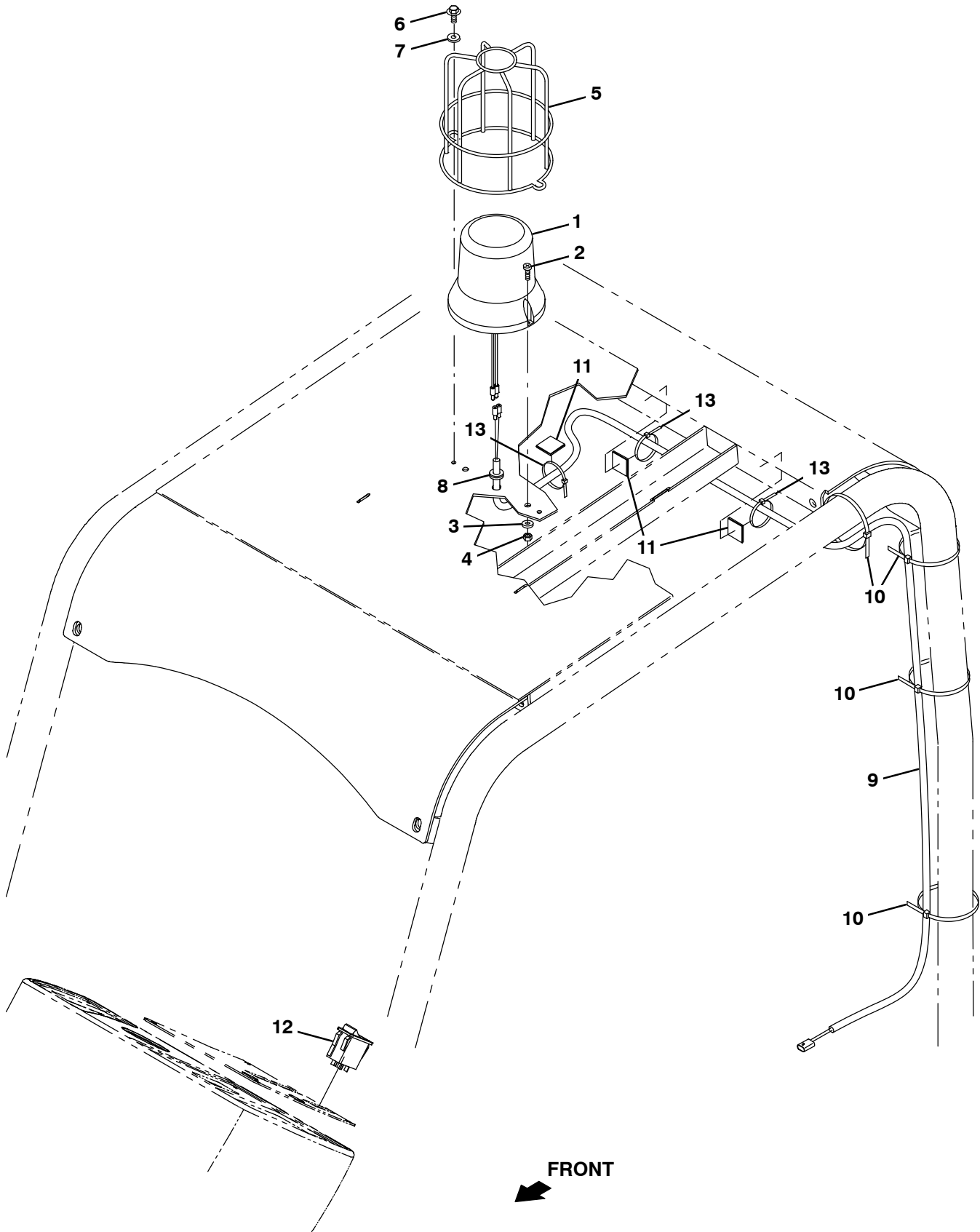


Fig. 2 – Strobe Light Kit, Overhead Guard

	Ref.	Part No.	Serial Number	Description	Qty.
▽		9008135	(000000–) Light Kit, Strobe, Ohg, Ci [T16]	1
▲	1	1075296	(000000–) Light, Flsh, 12Vdc, Amb, Rwk	1
▲	2	06933	(000000–) Screw, Pan, Phl, M5 X 0.80 X 16, 4.8	2
▲	3	19066	(000000–) Washer, Flat, 0.25b 0.56d .05, Pl, 10	2
▲	4	06549	(000000–) Nut, Hex, Lock, M5 X 0.80, NI	2
▲	5	1039392	(000000–) Guard, Light, Revl / Strobe	1
▲	6	74455	(000000–) Screw, Hex, M6 X 1.00 X 12, Fmg	2
▲	7	32490	(000000–) Washer, Flat, 0.25, Std	2
▲	8	10632–2	(000000–) Grommet, Rbr, 0.62id, F/0.9h, .12 Matl	1
▲	9	1058141	(000000–) Harness, Wire, Light, Ohg [T16]	1
▲	10	130773	(000000–) Tie, Cable, Nyl, 11.0l, .14w, 3.0 Max. D	5
▲	11	55248	(000000–) Mount, Cable Tie	3
▲	12	377084	(000000–) Switch, Rocker, Prgrsv	1
▲	13	49266	(000000–) Tie, Cable, Nyl, 07.3l .19w 1.8 Max D	3

Fig. 3 - Headlight Kit

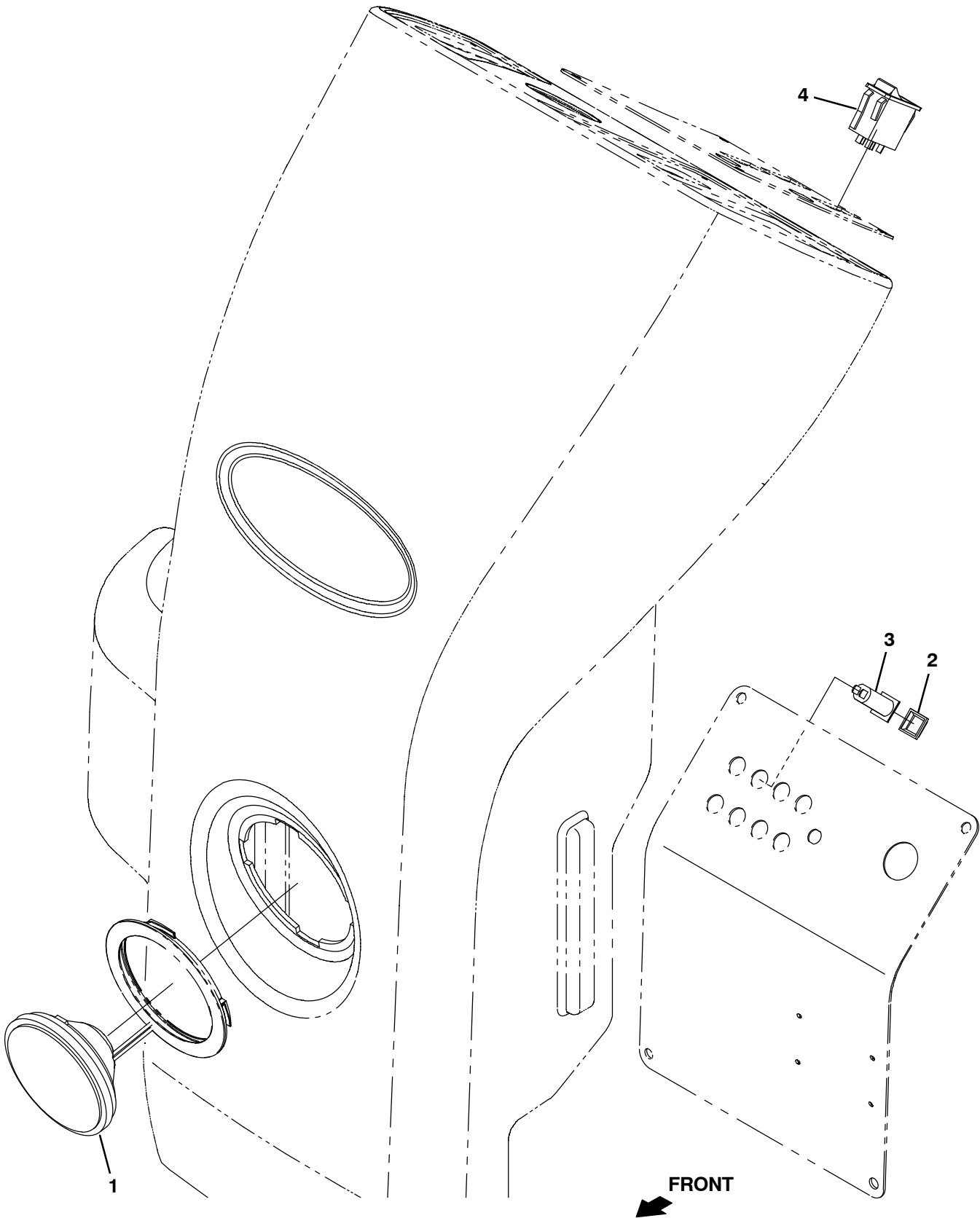


Fig. 3 – Headlight Kit

	Ref.	Part No.	Serial Number	Description	Qty.
▽		9008069	(000000–) Light Kit, Front, Ci [T16]	1
▲	1	1071990	(000000–) Headlight, 12–48Vdc, 10Watt, Rnd Led, UI	1
▲	2	1064191	(000000–) Boot, Circuitbreaker	1
▲	3	1064184	(000000–) Circuitbreaker, 02.5a, Resetable	1
▲	4	377084	(000000–) Switch, Rocker, Prgrsv	1

Fig. 4 - Overhead Guard Kit

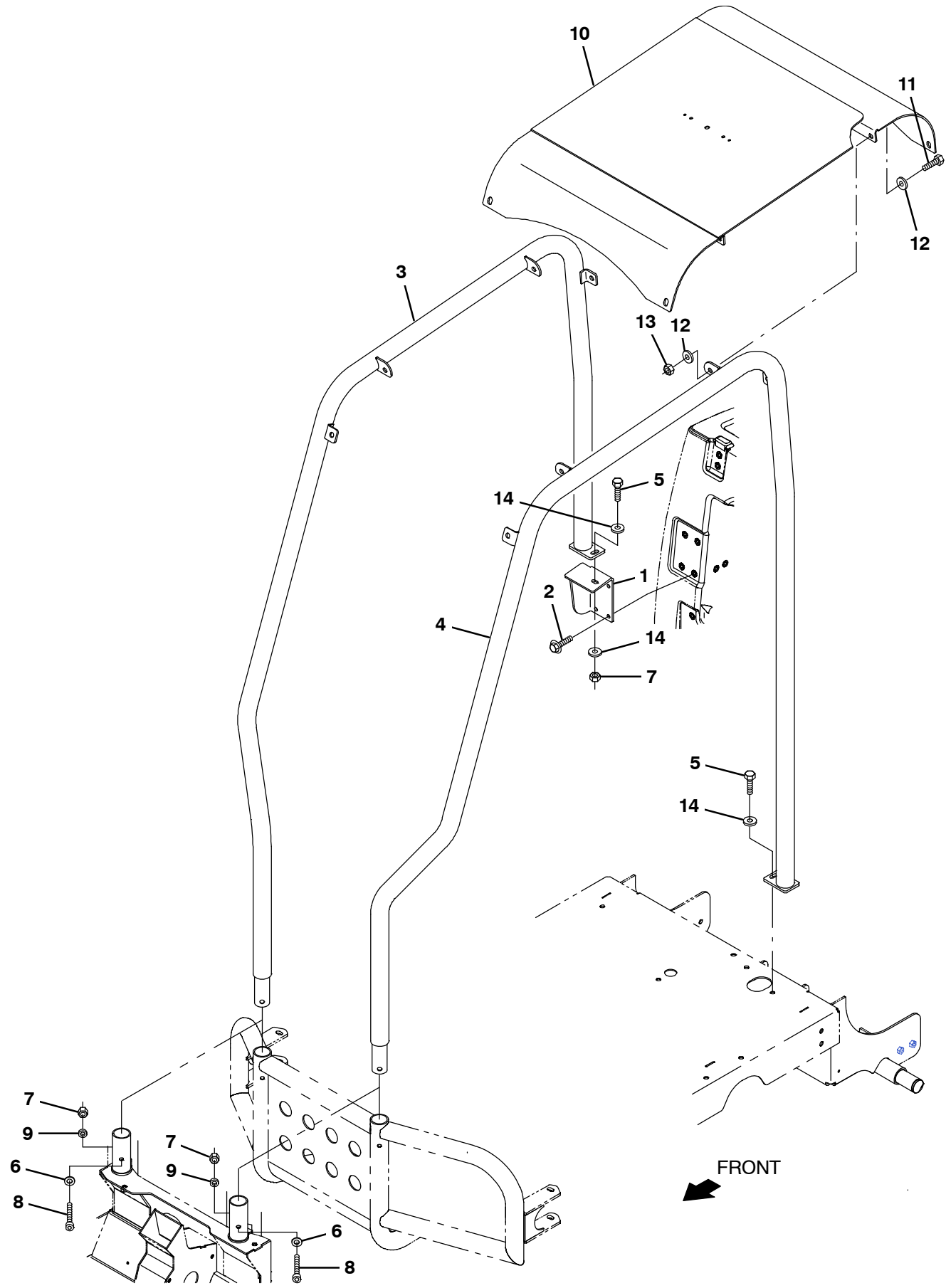


Fig. 4 – Overhead Guard Kit

	Ref.	Part No.	Serial Number	Description	Qty.
▽		9008019	(000000–) Ohg Kit, Ci W/ Hd Bmpr Or Pre–Sweep	1
▲	1	1054893	(000000–) Bracket, Mtg, Ohg	1
▲	2	1020341	(000000–) Screw, Hex, M8 X 1.25 X 20, Ss, Sems	4
▲	3	1069269	(000000–) Tube Wldt, Ohg, Rh, Pntd	1
▲	4	1069271	(000000–) Tube Wldt, Ohg, Lh, Pntd	1
▲	5	39277	(000000–) Screw, Hex, M8 X 1.25 X 25, 8.8	2
▲	6	1060648	(000000–) Washer, Flat, 0.31b 0.67d .07, Stl, Blk	2
▲	7	08709	(000000–) Nut, Hex, Lock, M8 X 1.25, NI	3
▲	8	09030	(000000–) Screw, Soc, M8 X 1.25 X 80, 12.9	2
▲	9	360352	(000000–) Tube, 0.34id 0.62od 00.2l, Stl	2
▲	10	1054709	(000000–) Guard Wldt, Ohg, Top	1
▲	11	03192	(000000–) Screw, Hex, M10 X 1.50 X 30, 8.8	8
▲	12	32492	(000000–) Washer, Flat, 0.38, Std	16
▲	13	41430	(000000–) Nut, Hex, Lock, M10 X 1.5, NI	8
▲	14	32491	(000000–) Washer, Flat, 0.31, Std	3

Fig. 5 - Front Bumper Kit

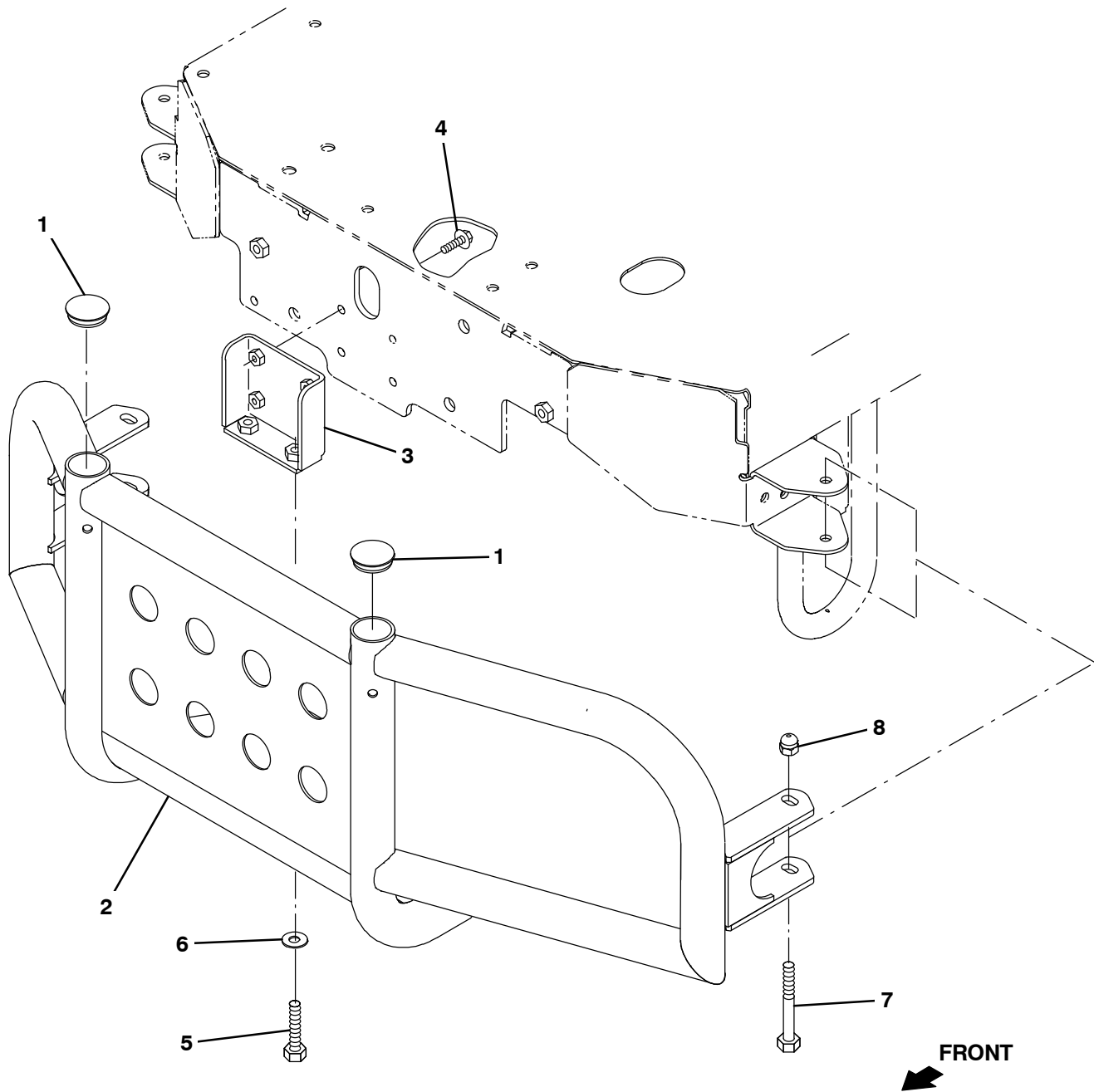


Fig. 5 – Front Bumper Kit

	Ref.	Part No.	Serial Number	Description	Qty.
▽		9008061	(000000–) Bumper Kit, Front, Ci [T16]	1
▲	1	76888	(000000–) Plug, Hole, Rnd, 1.25h .03–.12, Blk Nyl	2
▲	2	1069291	(000000–) Bumper Wldt, Tube T16	1
▲	3	1058867	(000000–) Angle, Mtg, Bmpr	1
▲	4	1037354	(000000–) Screw, Hex, M8 X 1.25 X 30, 9.8, Sems	4
▲	5	09028	(000000–) Screw, Hex, M10 X 1.50 X 25, Ss	2
▲	6	01686	(000000–) Washer, Flat, 0.44b 1.00d .08, Ss	2
▲	7	1075277	(000000–) Screw, Hex, M10 X 1.50 X 100, Ss	2
▲	8	1057772	(000000–) Nut, Low Crown , M10 X 1.5, Blk	2

Fig. 6 - Squeegee Guard Kit

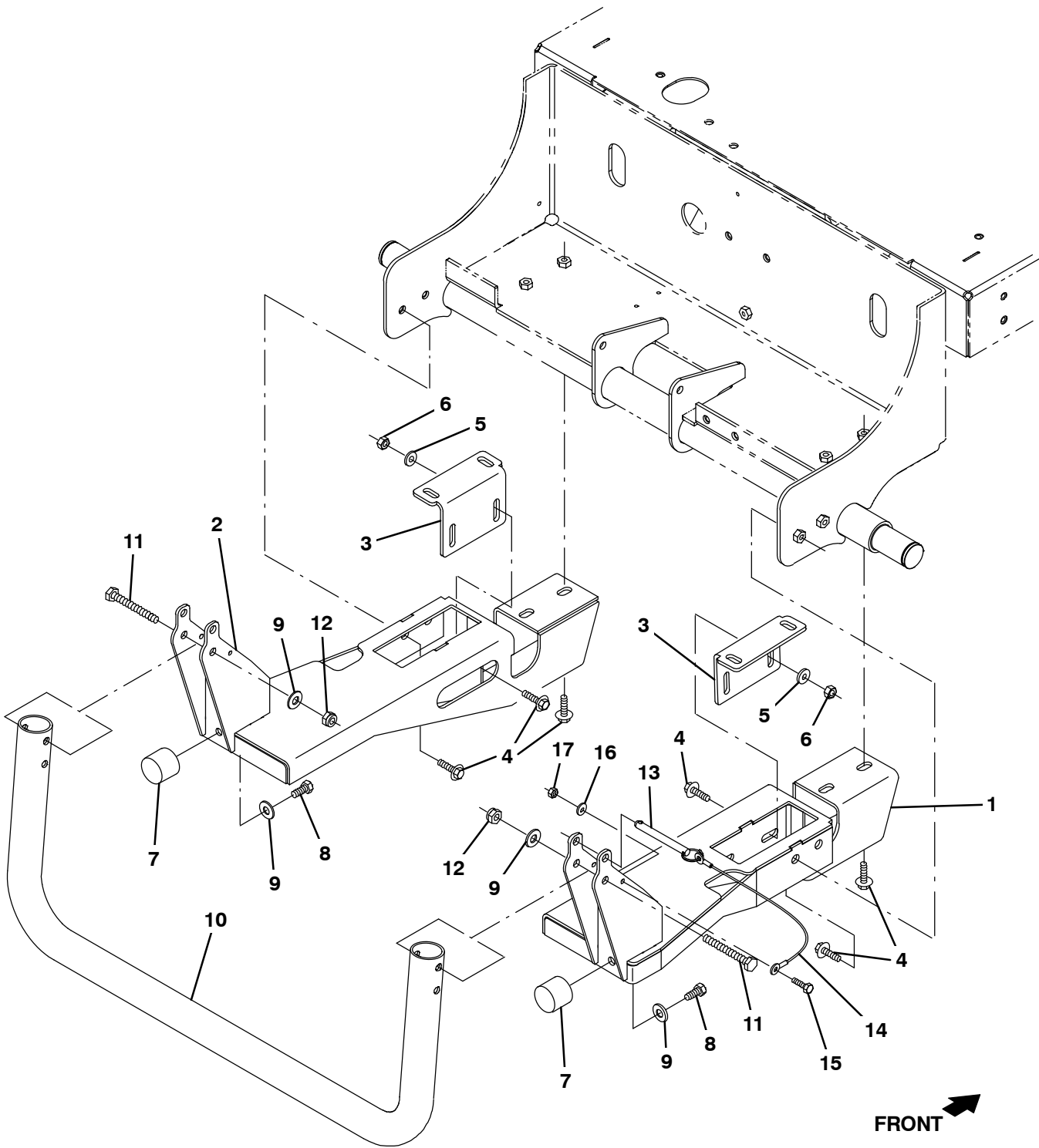


Fig. 6 - Squeegee Guard Kit

	Ref.	Part No.	Serial Number	Description	Qty.
▽		9008067	(000000-) Guard Kit, Sqge, Ci [T16]	1
▲	1	1055312	(000000-) Channel Wldt, Bmpr, Rh	1
▲	2	1055390	(000000-) Channel Wldt, Bmpr, Lh	1
▲	3	1055367	(000000-) Bracket, Mtg, Tank	2
▲	4	1020341	(000000-) Screw, Hex, M8 X 1.25 X 20, Ss, Sems	12
▲	5	01685	(000000-) Washer, Flat, 0.38b 0.88d .08, Ss	4
▲	6	08713	(000000-) Nut, Hex, Lock, M8 X 1.25, NI, Ss	4
▲	7	1024977	(000000-) Bumper, Ure, 1.50d 1.25l	2
▲	8	1075285	(000000-) Screw, Hex, .38-16 X 0.88, Ss	2
▲	9	32492	(000000-) Washer, Flat, 0.38, Std	4
▲	10	1055320	(000000-) Tube, Guard	1
▲	11	06965	(000000-) Screw, Hex, M10 X 1.50 X 80, 8.8	2
▲	12	41430	(000000-) Nut, Hex, Lock, M10 X 1.5, NI	2
▲	13	369359	(000000-) Pin, Hitch, .375d X 3.12l, PI	1
▲	14	57702	(000000-) Cable, Glv .06d 012.0l .26eye /.26eye	1
▲	15	09252	(000000-) Screw, Hex, M5 X 0.80 X 20, 8.8	1
▲	16	01683	(000000-) Washer, Flat, 10, Ss	1
▲	17	09739	(000000-) Nut, Hex, Lock, M5 X 0.80, NI, Ss	1

Fig. 7 - ec-H2O Solution Pump Group

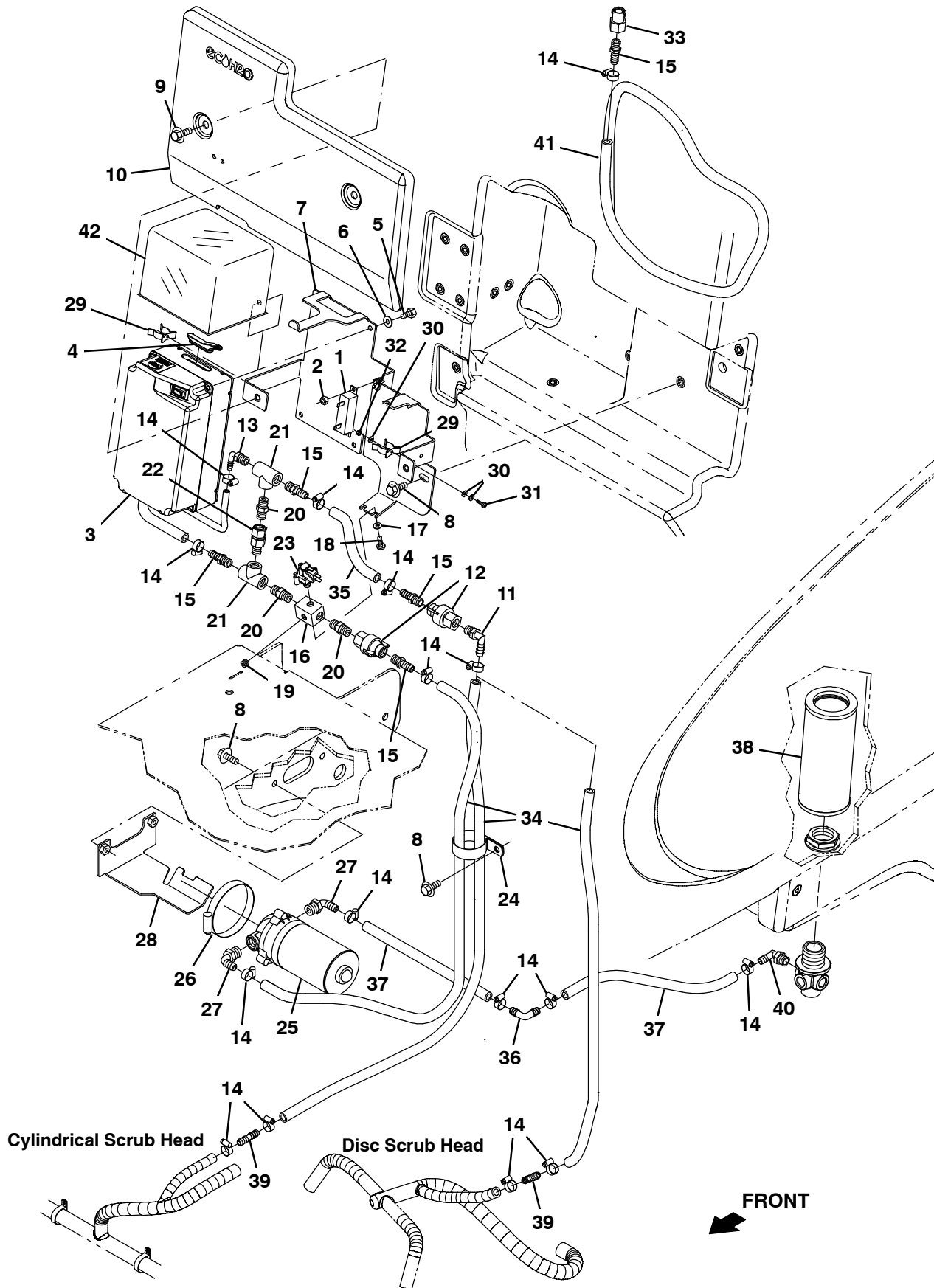


Fig. 7 – ec–H2O Solution Pump Group

Ref.	Part No.	Serial Number	Description	Qty.
1	1056416	(000000–) Resistor, 011.00ohm, 0040watt [5%]	1
2	09739	(000000–) Nut, Hex, Lock, M5 X 0.80, NI, Ss	2
3	9006270	(000000–) Module Kit, Replmt [Ec–H2o] (See Breakdowns)	1
4	1054776	(000000–) Grommet, Blind	1
5	15678	(000000–) Screw, Hex, M6 X 1.00 X 16, Ss	4
6	01684	(000000–) Washer, Flat, 0.27b 0.69d .05, Ss	4
7	1053336	(000000–) Bracket, Mtg [Quantum Ec–H2o]	1
8	1020341	(000000–) Screw, Hex, M8 X 1.25 X 20, Ss, Sems	5
9	1037346	(000000–) Screw, Hex, M8 X 1.25 X 25, 9.8, Sems	2
10	9008674	(000000–) Cover, Pocket, Afmkt [ec–H2O T16]	1
11	57248	(000000–) Fitting, Plstc, E90, Bm06/Pm04, Nyl	1
12	1071280	(000000–) Fitting Assy, Qdc, Pf04	2
13	1011170	(000000–) Fitting, Plstc, E90, Bm04/Pm04, Nyl	1
14	43844	(000000–) Clamp, Hose, Wormdrive, 0.25–0.62d, .31w	14
15	150540	(000000–) Fitting, Plstc, Str, Bm06/Pm04	5
16	1059231	(000000–) Fitting, Stl, Pm04/Pm02/Pm04/Pm02, Spcl	1
17	01683	(000000–) Washer, Flat, 10, Ss	2
18	09200	(000000–) Screw, Pan, Phl, M5 X	2
19	150208	(000000–) Fitting, Brs, Str, Pm02, Plug [Skhd]	1
20	1052010	(000000–) Fitting, Plstc, Str, Pm04/Pm04	3
21	1052009	(000000–) Fitting, Plstc, Tee, Pf04/Pf04/Pf04	2
22	1055255	(000000–) Valve, Check, 0030psi Pm04/Pf04	1
23	1055254	(000000–) Switch, Press, 25 Psi, Pm02	1
24	1011895	(000000–) Clamp, Cable, Stl, 2.00d X 0.75w, 1hole	1
25	1005866	(000000–) Pump, Soltn, Ele, 36vdc (See Breakdowns)	1
26	43555	(000000–) Clamp, Hose, Wormdrive, 2.62–3.50d	1
27	1005630	(000000–) Fitting, Plstc, E90, Bm06/Pm06, Nyl	2
28	1055188	(000000–) Bracket, Pump, Soltn	1
29	23446	(000000–) Clip, Grip, Finger, 0.31–0.75d, Nk PI	2
30	19064	(000000–) Washer, Flat, 0.16b 0.38d .05, PI, 06	6
31	09146	(000000–) Screw, Pan, Phl, M3 X 0.50 X 12, 4.8	2
32	01754	(000000–) Nut, Hex, Std, M3 X 0	2
33	1058163	(000000–) Fitting, Plstc, Body, Spray, Pf04	1
34	1006400	(000000–) Hose, Afmkt, Pvc, Brd, 0.38id, 03ft, Clr	3
35	1014971	(000000–) Hose, Afmkt, Pvc, Brd, 0.38id, 01ft, Clr	1
36	20951	(000000–) Fitting, Plstc, E90, Bm06/Bm06	1
37	1014974	(000000–) Hose, Afmkt, Pvc, Brd, 0.38id, 02ft, Clr	2
38	1057465	(000000–) Filter, Soltn, 080mesh, Pm12 3.2d 08.0l	1
39	20950	(000000–) Fitting, Plstc, Str, Bm06/Bm06	1
40	150412	(000000–) Fitting, Plstc, E90, Bm06/Pm06	1
41	1014976	(000000–) Hose, Afmkt, Pvc, Brd, 0.38id, 08ft, Clr	1
42	9011663	(024268–) Silicone Cap, afmkt [Ec–H2O]	1

Fig. 8 – ec-H₂O Solution Supply Group, Side Brush

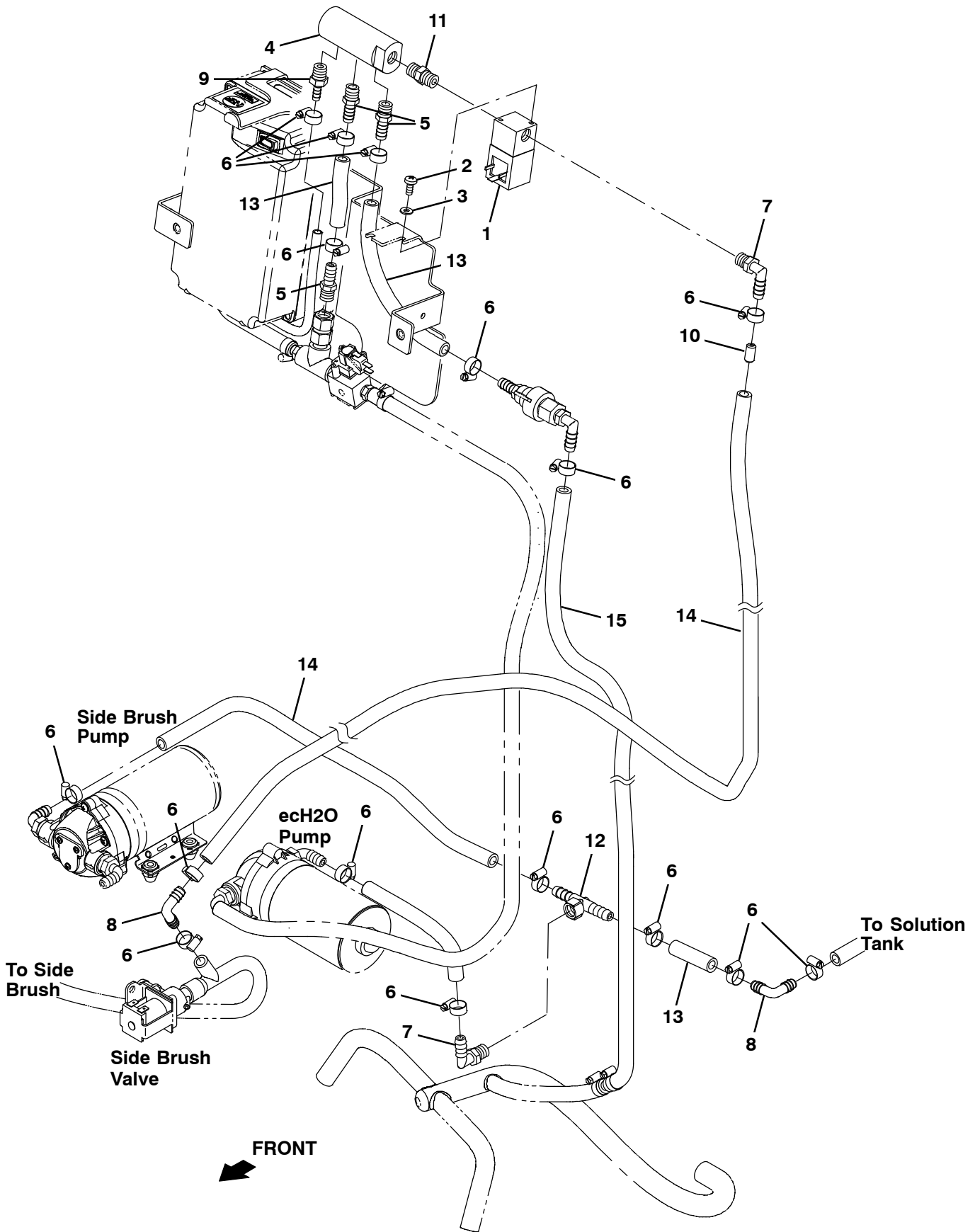
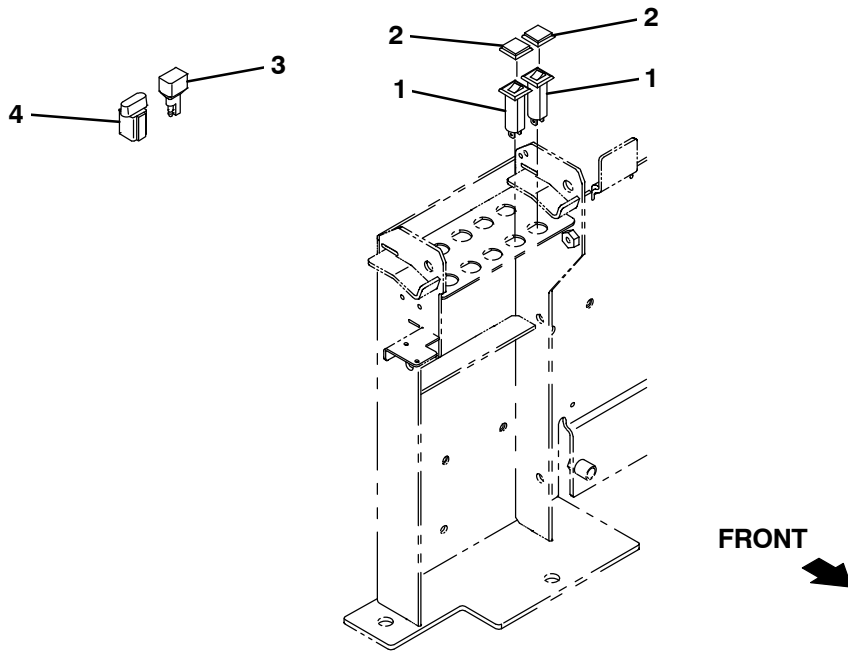


Fig. 8 – ec–H2O Solution Supply Group, Side Brush

Ref.	Part No.	Serial Number	Description	Qty.
1	1028581	(000000–) Valve, Water, Solenoid, 36vdc 6.0mm Pf04	1
2	09200	(000000–) Screw, Pan, Phl, M5 X	2
3	01683	(000000–) Washer, Flat, 10, Ss	2
4	1061004	(000000–) Fitting, Spcl, Pf04/Pf04/Pf04/Pf04	1
5	150540	(000000–) Fitting, Plstc, Str, Bm06/Pm04	3
6	43844	(000000–) Clamp, Hose, Wormdrive, 0.25–0.62d, .31w	15
7	57248	(000000–) Fitting, Plstc, E90, Bm06/Pm04, Nyl	2
8	20951	(000000–) Fitting, Plstc, E90, Bm06/Bm06	2
9	50901	(000000–) Fitting, Plstc, Str, Bm04/Pm04	1
10	1063230	(000000–) Fitting, Plstc, Rst, .38od /.13id	1
11	1052010	(000000–) Fitting, Plstc, Str, Pm04/Pm04	1
12	1017197	(000000–) Fitting, Plstc, Tee, Bm06/Bm06/Pf04, Br	1
13	1014971	(000000–) Hose, Afmkt, Pvc, Brd, 0.38id, 01ft, Clr	3
14	1006400	(000000–) Hose, Afmkt, Pvc, Brd, 0.38id, 03ft, Clr	2
15	1014976	(000000–) Hose, Afmkt, Pvc, Brd, 0.38id, 08ft, Clr	1

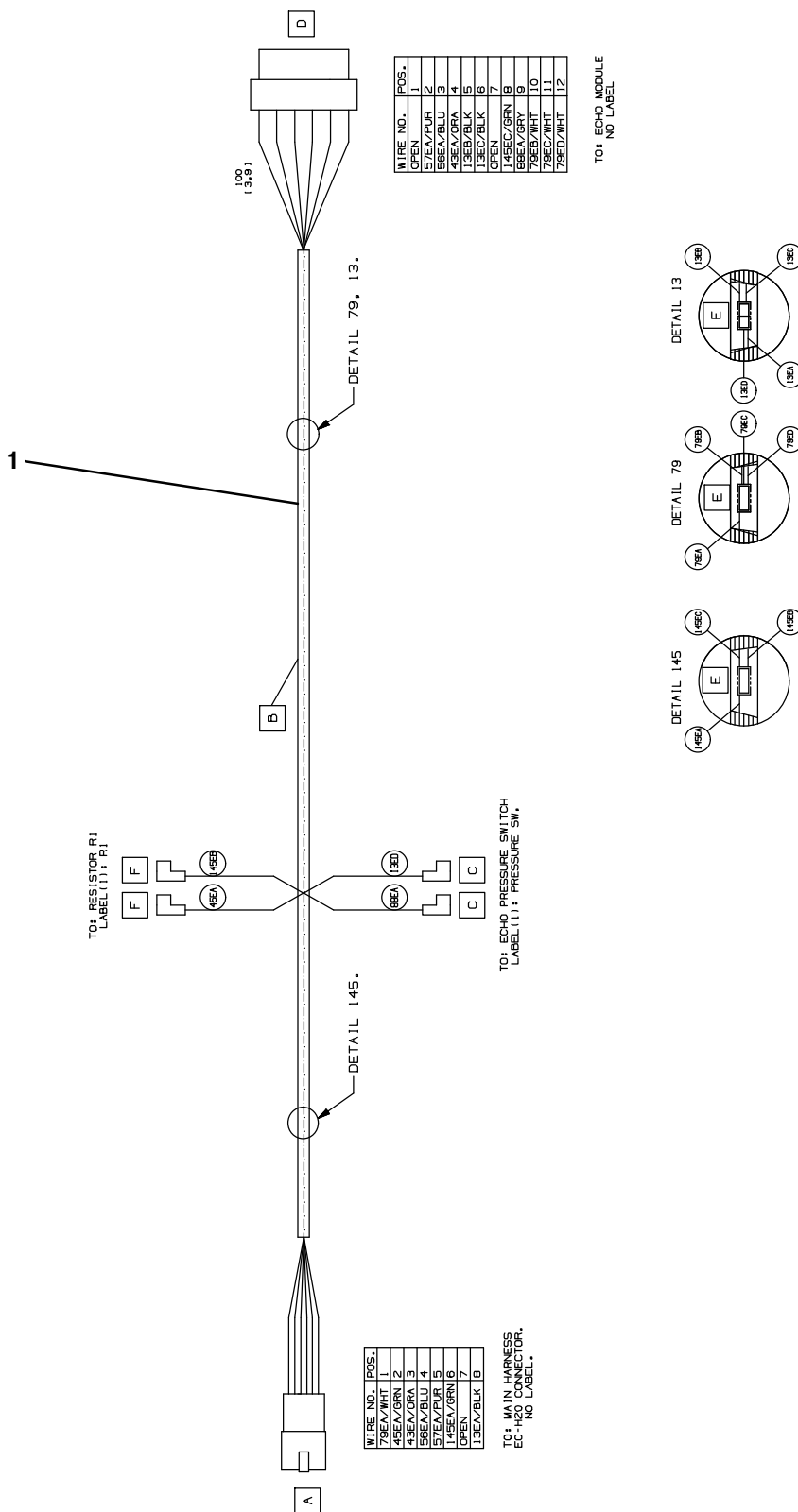
Fig. 9 – ec-H20 Electrical Group



356175

Ref.	Part No.	Serial Number	Description	Qty.
1	1064184	(000000–) Circuitbreaker, 02.5a, Resetable	2
2	1064191	(000000–) Boot, Circuitbreaker	2
3	222290	(000000–) Diode, Ele, Plug	1
4	1040868	(000000–) Capacitor, Plug [.01 Uf, 200v]	1

Fig. 10 - ec-H20 Wire Harness Group



356176

Ref.	Part No.	Serial Number	Description	Qty.
1	1057950	(000000-)	Harness, Wire [Ec-H20, T16]	1

Fig. 11 - FaST Pump Group

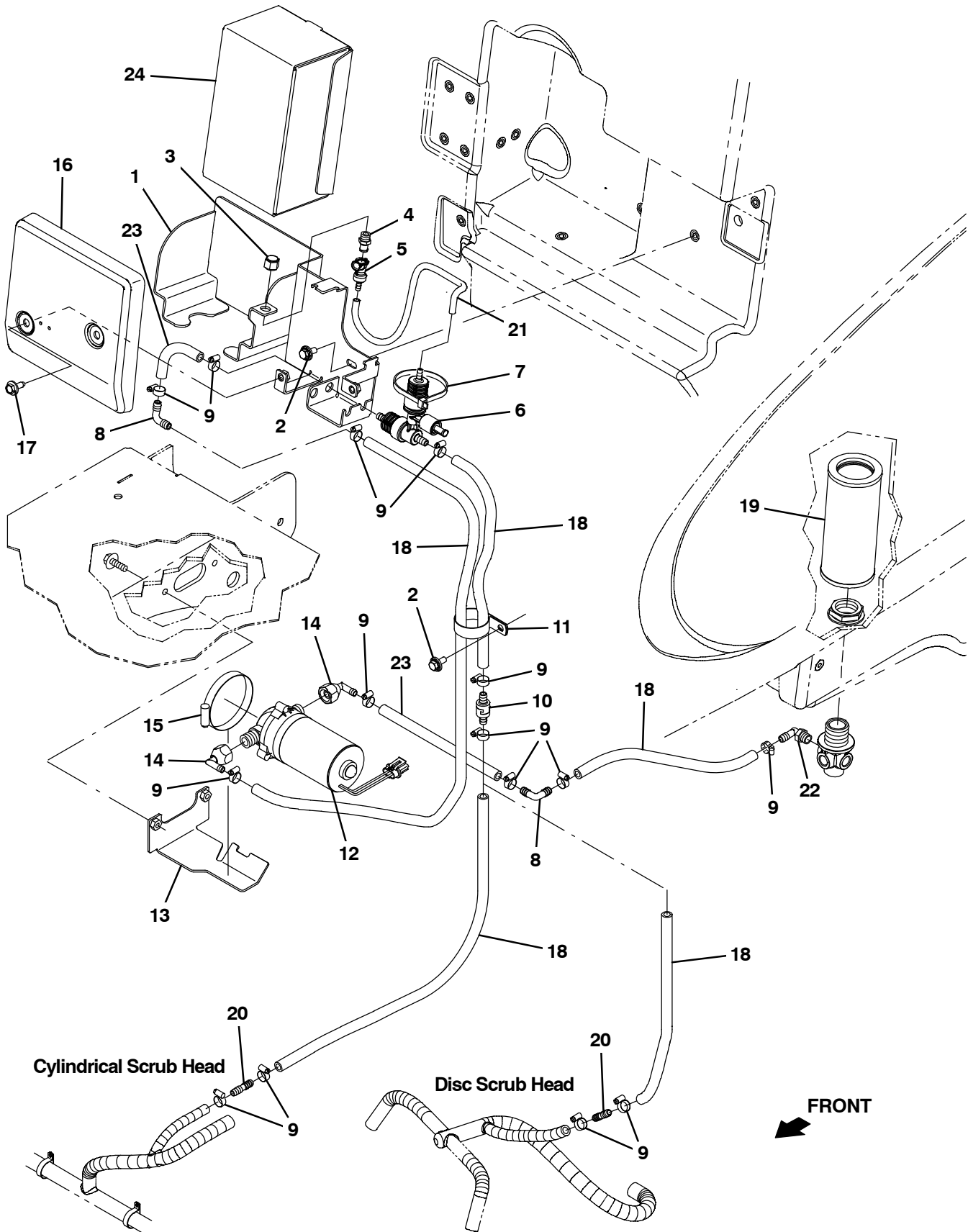


Fig. 11 – FaST Pump Group

Ref.	Part No.	Serial Number	Description	Qty.
1	1053324	(000000–) Bracket Wldt, Mtg [FaST, T16]	1
2	1020341	(000000–) Screw, Hex, M8 X 1.25 X 20, Ss, Sems	5
3	1005435	(000000–) Fitting, Plstc, Pipe, Cap, Pf04	1
4	1002899	(000000–) Fitting, Plstc, Str, Pm04, Cplg, Mal	1
5	1002898	(000000–) Fitting, Plstc, Str, Bm04, Cplg, Fem	1
6	9008885	(000000–) FaST Kit, Injector, Ci[T7/Ssr/T16 FaST3] (See Break-downs)	1
7	44961	(000000–) Tie, Cable, Nyl, 14.5l .30w 4.0 Max D	1
8	20951	(000000–) Fitting, Plstc, E90, Bm06/Bm06	2
9	43844	(000000–) Clamp, Hose, Wormdrive, 0.25–0.62d, .31w	13
10	1015455	(000000–) Valve, Check, 0005psi Bm06/Bm06	1
11	1011895	(000000–) Clamp, Cable, Stl, 2.00d X 0.75w, 1hole	1
12	1043318	(000000–) Pump, Soltn, Ele, 36vdc, 60psi [Deutsch]	1
13	1055188	(000000–) Bracket, Pump, Soltn	1
14	611010	(000000–) Fitting, Plstc, E90, Bm06/Pf08, Swivel	2
15	43555	(000000–) Clamp, Hose, Wormdrive, 2.62–3.50d	1
16	9008673	(000000–) Cover, Pocket, Afmkt [FaST T16]	1
17	1037346	(000000–) Screw, Hex, M8 X 1.25 X 25, 9.8, Sems	2
18	1014974	(000000–) Hose, Afmkt, Pvc, Brd, 0.38id, 02ft, Clr	5
19	1057465	(000000–) Filter, Soltn, 080mesh, Pm12 3.2d 08.0l	1
20	20950	(000000–) Fitting, Plstc, Str, Bm06/Bm06	1
21	1014987	(000000–) Hose, Afmkt, Pvc, Clr, 0.25id, 01ft	1
22	150412	(000000–) Fitting, Plstc, E90, Bm06/Pm06	1
23	1014971	(000000–) Hose, Afmkt, Pvc, Brd, 0.38id, 01ft, Clr	1
24	1017015	(000000–) FaST 365 2 Ltr, Detergent	1
24	1017022	(000000–) FaST 665 2 Ltr, Detergent	1
24	9002021	(000000–) FaST 965 2 Ltr, Detergent	1

Fig. 12 – FaST Solution Supply Group, Side Brush

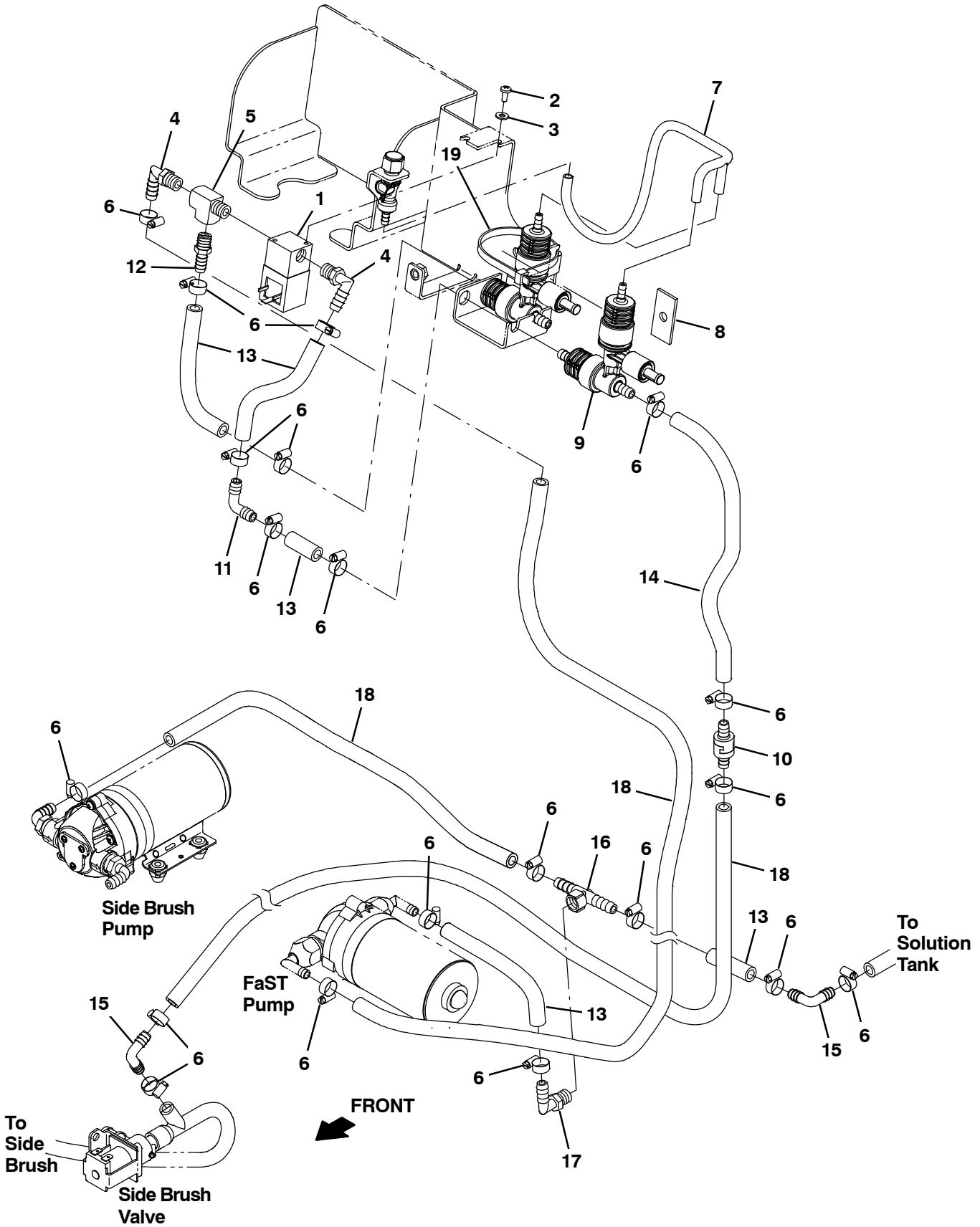


Fig. 12 – FaST Solution Supply Group, Side Brush

Ref.	Part No.	Serial Number	Description	Qty.
1	1028581	(000000–) Valve, Water, Solenoid, 36vdc 6.0mm Pf04	1
2	09200	(000000–) Screw, Pan, Phl, M5 X	2
3	01683	(000000–) Washer, Flat, 10, Ss	2
4	57248	(000000–) Fitting, Plstc, E90, Bm06/Pm04, Nyl	2
5	150709	(000000–) Fitting, Brs, Tee, Pm04/Pf04/Pf04, Run	1
6	43844	(000000–) Clamp, Hose, Wormdrive, 0.25–0.62d, .31w	20
7	1059854	(000000–) Manifold, Detgt .25id	1
8	1040318	(000000–) Pad, Tank, Hyd [W/Psa]	1
9	9008865	(000000–) FaST Kit, Injector, Ci [T3/Ss3 FaST Iii] (See Breakdowns)	1
10	1015455	(000000–) Valve, Check, 0005psi Bm06/Bm06	1
11	20951	(000000–) Fitting, Plstc, E90, Bm06/Bm06	1
12	49186	(000000–) Fitting, Plstc, Str, Bm06/Pm04, Nyl	1
13	1014971	(000000–) Hose, Afmkt, Pvc, Brd, 0.38id, 01ft, Clr	5
14	1014974	(000000–) Hose, Afmkt, Pvc, Brd, 0.38id, 02ft, Clr	1
15	20951	(000000–) Fitting, Plstc, E90, Bm06/Bm06	2
16	1017197	(000000–) Fitting, Plstc, Tee, Bm06/Bm06/Pf04, Br	1
17	57248	(000000–) Fitting, Plstc, E90, Bm06/Pm04, Nyl	1
18	1014976	(000000–) Hose, Afmkt, Pvc, Brd, 0.38id, 08ft, Clr	3
19	44961	(000000–) Tie, Cable, Nyl, 14.5l .30w 4.0 Max D	1

Fig. 13 - FaST Electrical Group

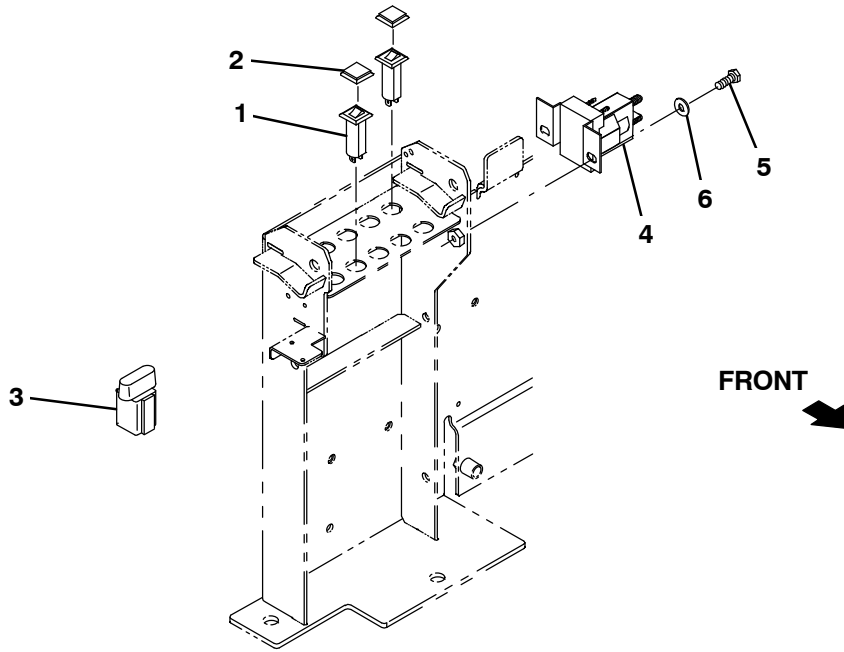


Fig. 13 – FaST Electrical Group

Ref.	Part No.	Serial Number	Description	Qty.
1	1064188	(000000–) Circuitbreaker, 15.0a, Resetable	1
2	1064191	(000000–) Boot, Circuitbreaker	1
3	1056982	(000000–) Diode, Ele, Plug	1
4	386810	(000000–) Contactor, 36vdc, 100a, Sp, No	1
5	06942	(000000–) Screw, Hex, M6 X 1.00	2
6	32483	(000000–) Washer, Flat, 0.25, Sae	2

Fig. 14 - ES Pump Group

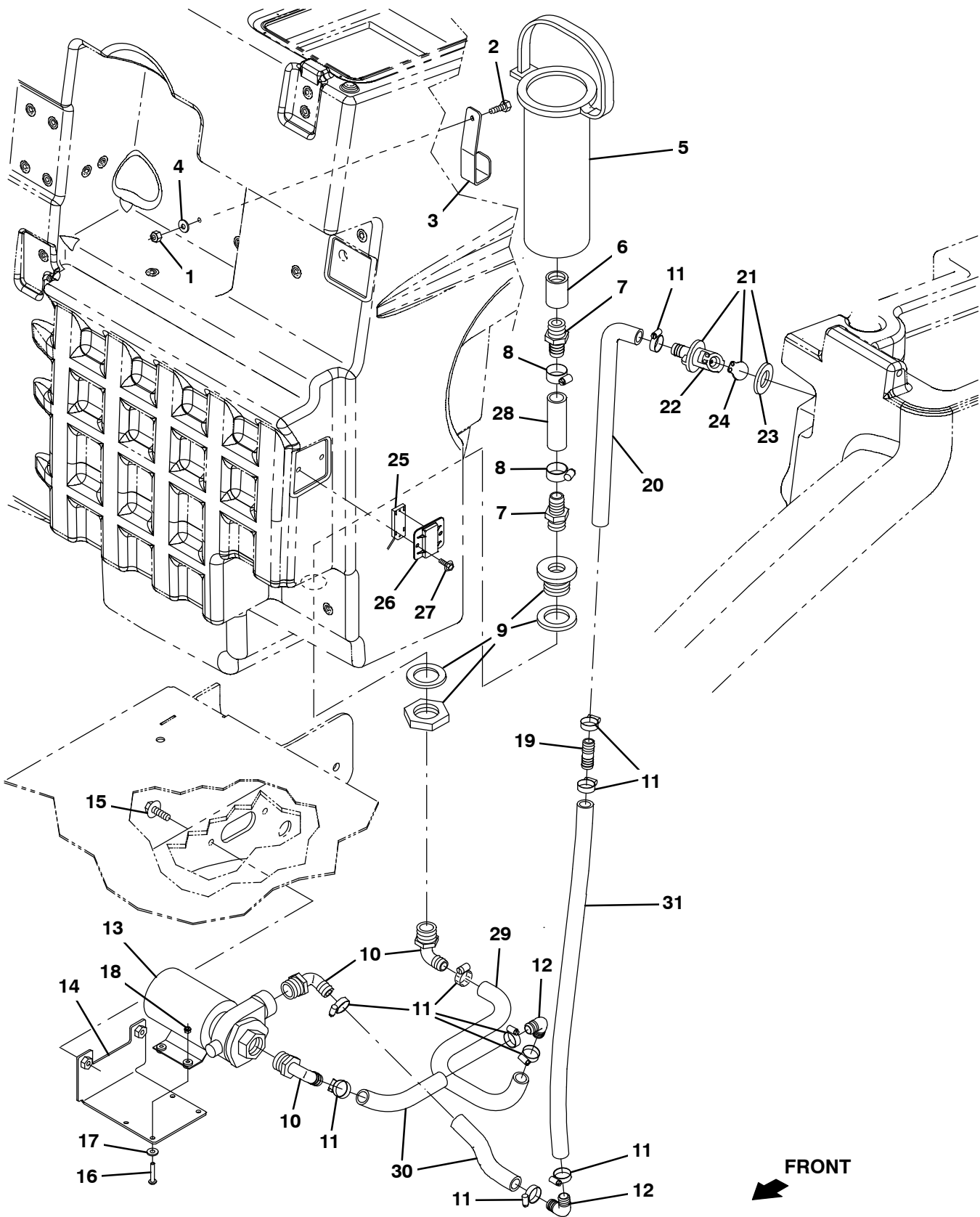


Fig. 14 – ES Pump Group

Ref.	Part No.	Serial Number	Description	Qty.	
1	08712	(000000–) Nut, Hex, Lock, M6 X 1.00, NI, Ss	1	
2	09007	(000000–) Screw, Hex, M6 X 1.00 X 25, Ss	1	
3	1061954	(000000–) Bracket, Strainer, Pump, Es	1	
4	76426	(000000–) Washer, Sealing, 0.28b 0.75d Ss, Neo	1	
5	386652	(000000–) Strainer, Soltn, 20mesh, Cyl, 3.5d 09.5l	1	
6	05134	(000000–) Fitting, Plstc, Str, Pf12/Pf12	1	
7	79273–2	(000000–) Fitting, Plstc, Str, Bm12/Pm12	2	
8	63810	(000000–) Clamp, Hose, Wormdrive, 0.56–1.06d, .56w	2	
9	377349	(000000–) Fitting, Plstc, Pf12/Pf12, Bh	1	
10	73468	(000000–) Fitting, Plstc, E90, Bm10/Pm12	3	
11	54333	(000000–) Clamp, Hose, Wormdrive, 0.31–0.88d, .31w	10	
12	391365	(000000–) Fitting, Plstc, E90, Bm10/Bm10	2	
13	1057978	(000000–) Pump, Soltn, 36vdc, Impeller	1	
14	1056689	(000000–) Angle, Mtg, Pump	1	
15	1020341	(000000–) Screw, Hex, M8 X 1.25 X 20, Ss, Sems	2	
16	140293	(000000–) Screw, Pan, M5 X 0.80 X 30, Ss	4	
17	01683	(000000–) Washer, Flat, 10, Ss	4	
18	09739	(000000–) Nut, Hex, Lock, M5 X 0.80, NI, Ss	4	
19	365164	(000000–) Fitting, Plstc, Str, Bm10/Bm10	1	
20	1064192	(000000–) Hose, Water, Mold, 0.62id X 012.2l	1	
▽	21	78842	(000000–) Valve Kit, Check, Pump, Water	1
▲	22	78840	(000000–) Valve, Check, Pump, Water	1
▲	23	73342	(000000–) Gasket, .25 1.88d 1.0id [Poron]	1
▲	24	78841	(000000–) Flapper, Valve, Pump, Water	1
	25	1062434	(000000–) Sensor, Capacitive	1
	26	1063157	(000000–) Strap, Mtg, Sensor	1
	27	41189	(000000–) Screw, Hex, 06–20 X 0.38, Fmg/Ab, PI	2
	28	1015048	(000000–) Hose, Afmkt, Pvc, Brd, 0.75id, 01ft, Clr	1
	29	1015025	(000000–) Hose, Afmkt, Pvc, Brd, 0.62ID, 02ft, Clr	1
	30	1015033	(000000–) Hose, Afmkt, Pvc, Brd, 0.62id, 01ft, Clr	2
	31	1015026	(000000–) Hose, Afmkt, Pvc, Brd, 0.62id, 03ft, Clr	1

Fig. 15 – ES Tank Group

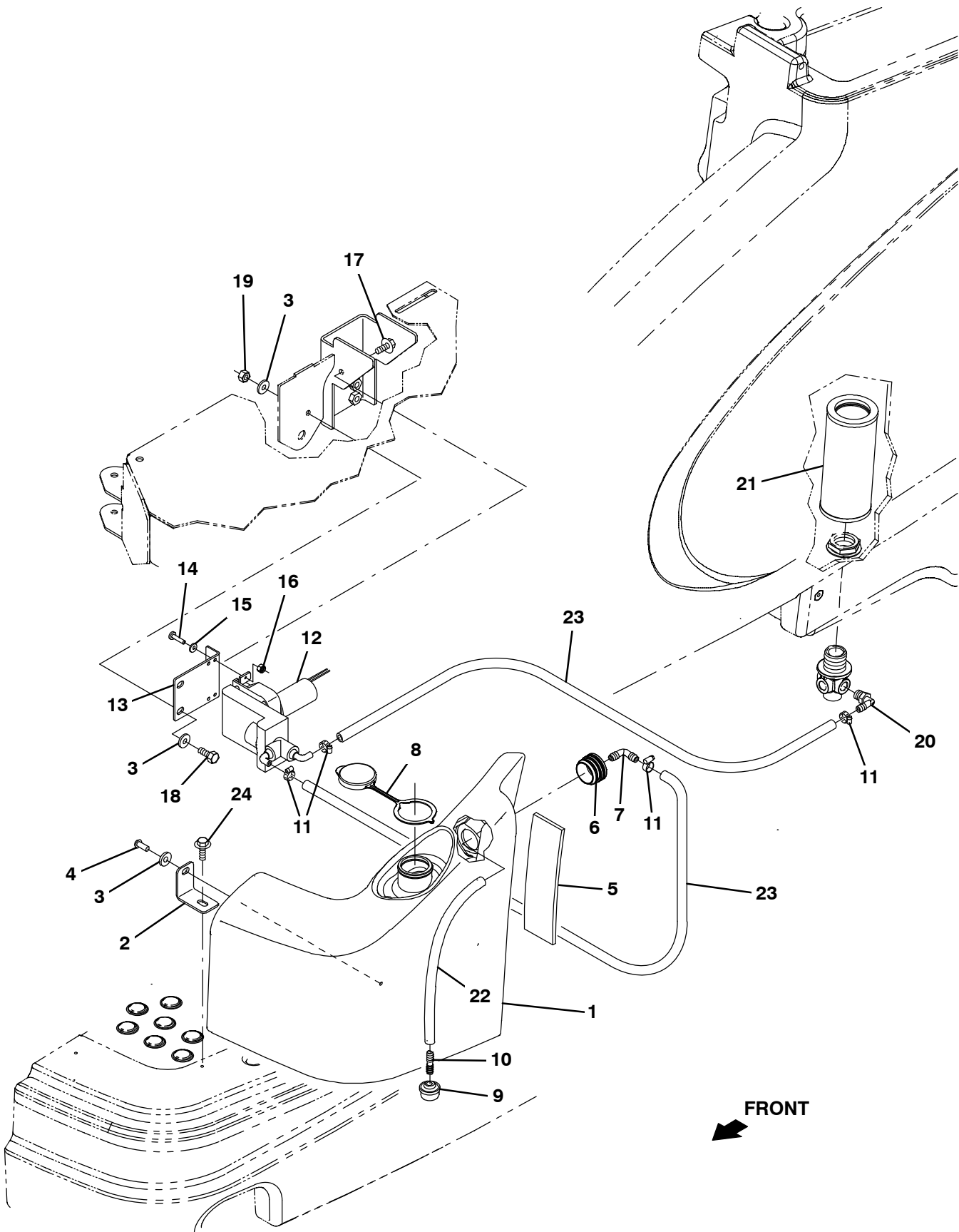


Fig. 15 – ES Tank Group

Ref.	Part No.	Serial Number	Description	Qty.
1	9008660	(000000–) Tank, Soltn, Es, Afmkt [T16]	1
2	1060144	(000000–) Bracket, Mtg, Tank, Es	1
3	01685	(000000–) Washer, Flat, 0.38b 0.88d .08, Ss	1
4	393135	(000000–) Screw, Btn, M8 X 1.25 X 20, Blk	1
5	1064684	(000000–) Seal, Foam, 0.13 2.00w 12.0l, Adh	1
6	20944	(000000–) Grommet, Pye, 0.37id, F/1.5h, .13 Matl	1
7	20951	(000000–) Fitting, Plstc, E90, Bm06/Bm06	1
8	1057372	(000000–) Cap, Snap, 2.17d	1
9	20952	(000000–) Screen, Pump	1
10	20950	(000000–) Fitting, Plstc, Str, Bm06/Bm06	1
11	43844	(000000–) Clamp, Hose, Wormdrive, 0.25–0.62d, .31w	4
12	386364	(000000–) Pump, Detgt, 36vdc (See Breakdowns)	1
13	1056606	(000000–) Bracket, Mtg, Pump	1
14	24265	(000000–) Screw, Pan, Phl, M4 X 0.70 X 16, Ss	1
15	01683	(000000–) Washer, Flat, 10, Ss	4
16	33932	(000000–) Nut, Hex, Lock, M4 X 0.70, NI, Ss	4
17	1020341	(000000–) Screw, Hex, M8 X 1.25 X 20, Ss, Sems	1
18	09010	(000000–) Screw, Hex, M8 X 1.25 X 25, Ss	1
19	08713	(000000–) Nut, Hex, Lock, M8 X 1.25, NI, Ss	1
20	150412	(000000–) Fitting, Plstc, E90, Bm06/Pm06	1
21	1057465	(000000–) Filter, Soltn, 080mesh, Pm12 3.2d 08.0l	1
22	1014974	(000000–) Hose, Afmkt, Pvc, Brd, 0.38id, 02ft, Clr	1
23	1014976	(000000–) Hose, Afmkt, Pvc, Brd, 0.38id, 08ft, Clr	2
24	1020341	(000000–) Screw, Hex, M8 X 1.25 X 20, Ss, Sems	1

Fig. 16 - ES Electrical Group

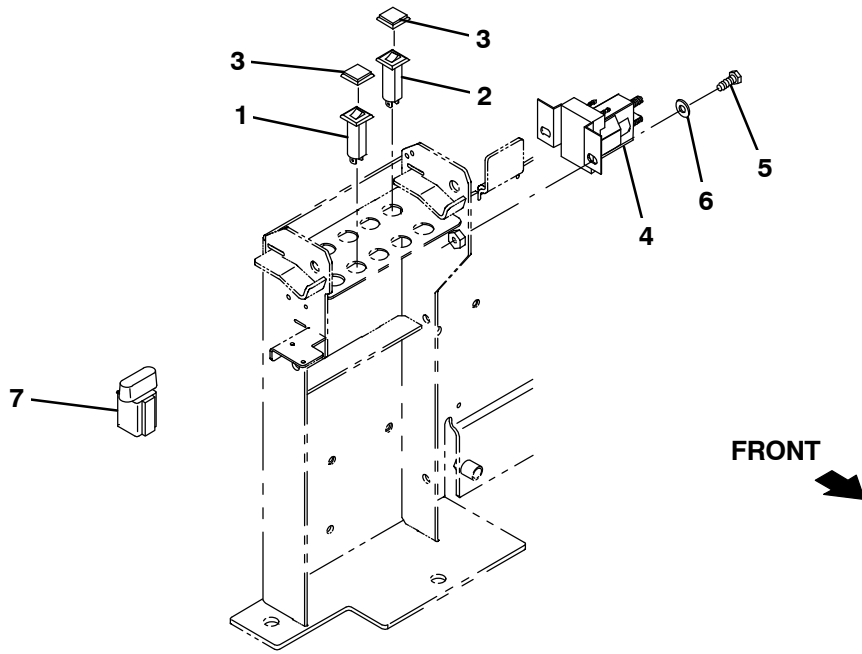


Fig. 16 – ES Electrical Group

Ref.	Part No.	Serial Number	Description	Qty.
1	1064188	(000000–) Circuitbreaker, 15.0a, Resetable	1
2	1064184	(000000–) Circuitbreaker, 02.5a, Resetable	1
3	1064191	(000000–) Boot, Circuitbreaker	2
4	386810	(000000–) Contactor, 36vdc, 100a, Sp, No	1
5	06942	(000000–) Screw, Hex, M6 X 1.00	2
6	32483	(000000–) Washer, Flat, 0.25, Sae	2
7	1056982	(000000–) Diode, Ele, Plug	1

Fig. 17 – Vacuum Fan Kit, Dual

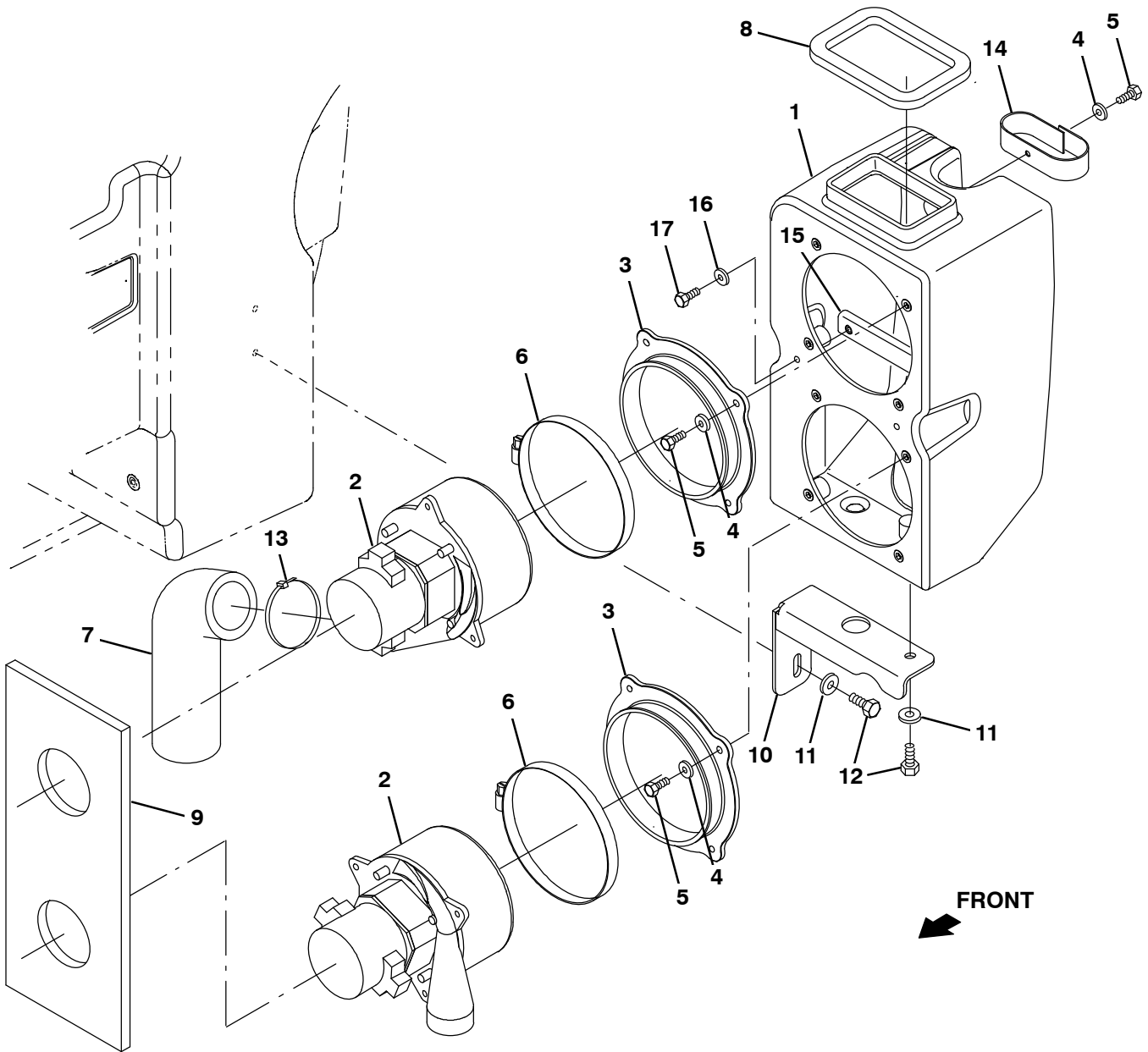


Fig. 17 – Vacuum Fan Kit, Dual

	Ref.	Part No.	Serial Number	Description	Qty.
▽		9008037	(000000–)	Vacfan Kit, Dual, Ci [T16]	1
▲	1	9008656	(000000–)	Housing, Vacfan, Dual, Afrmkt [T16]	1
▲▽	2	1056623	(000000–027678)	Fan, Vacuum, 5.7d, 036vdc, 3 Stage	2
▲▲		1041772	(000000–027678)	Brush Kit, Motor	1
▲▲		1041766	(000000–027678)	Cover, Cooling Fan	1
	2	1076095	(027679–)	Fan, Vacuum, 5.7D, 036Vdc, 3 Stage [Deu]	2
▲	3	1059661	(000000–)	Seal, Mtg, Vacfan	2
▲	4	29570	(000000–)	Washer, Flat, 0.28b 1.00d .06, Stl	9
▲	5	15678	(000000–)	Screw, Hex, M6 X 1.00 X 16, Ss	9
▲	6	49891	(000000–)	Clamp, Hose, Wormdrive, 5.56–6.50d, .56w	2
▲	7	1054231	(000000–)	Muffler, Vacfan	1
▲	8	1052520	(000000–)	Gasket, Vacfan	1
▲	9	1053268	(000000–)	Insulation, Acstc, 0.5, 06.6 X 15.8 C–0	1
▲	10	1054711	(000000–)	Bracket, Mtg, Hsng, Fan	1
▲	11	1017218	(000000–)	Washer, Flat, 0.32b 1.00d .12, Ss	3
▲	12	09740	(000000–)	Screw, Hex, M8 X 1.25 X 20, Ss	3
▲	13	130773	(000000–)	Tie, Cable, Nyl, 11.0l, .14w, 3.0 Max. D	1
▲	14	1059534	(000000–)	Fastener, 09.00l [Hook & Loop]	1
▲	15	1066906	(000000–)	Bracket, Stiffener, Hsg	1
▲	16	76426	(000000–)	Washer, Sealing, 0.28b 0.75d Ss, Neo	2
▲	17	08716	(000000–)	Screw, Hex, M6 X 1.00 X 20, Ss	2

Fig. 18 – Spray Hose Kit

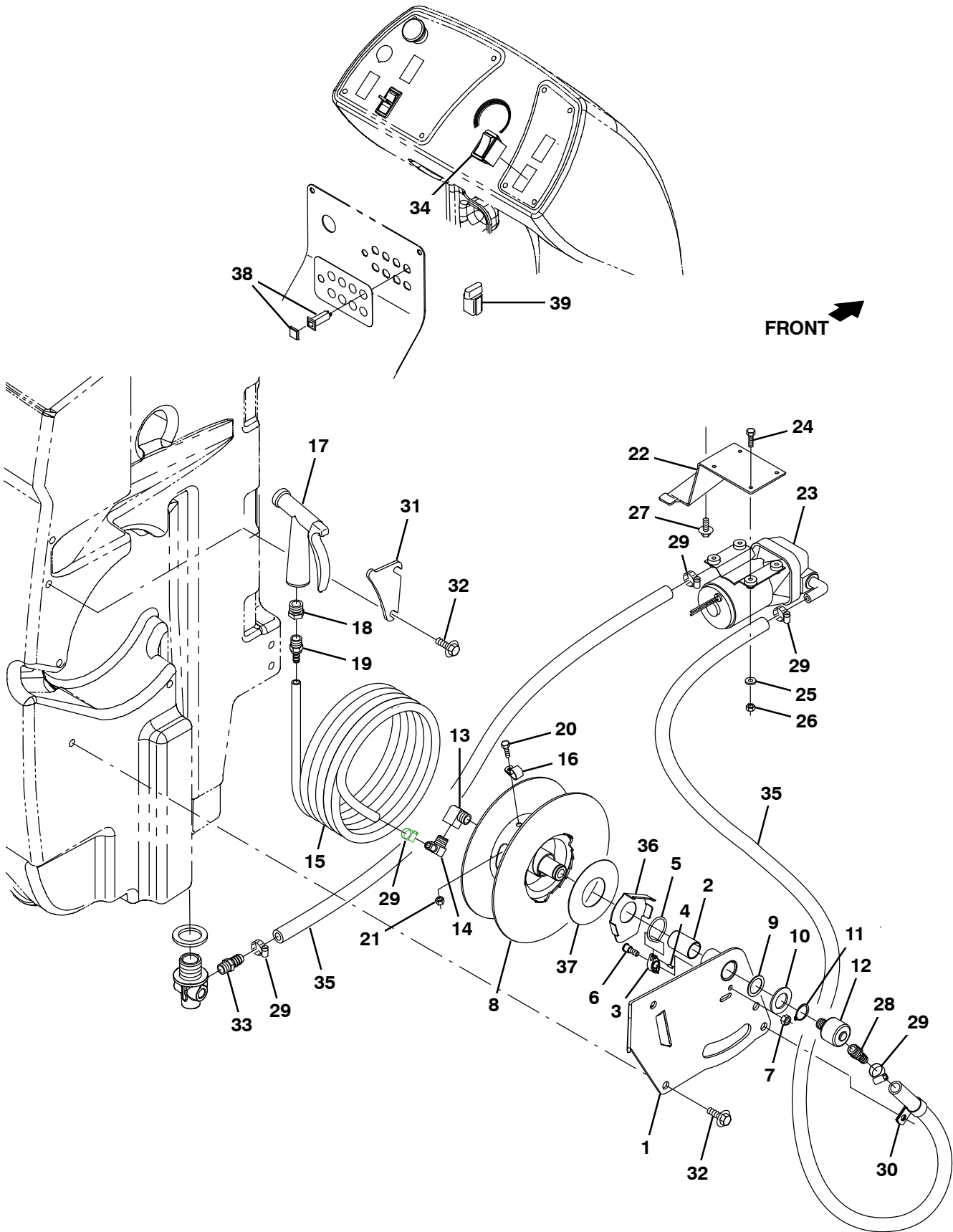


Fig. 18 – Spray Hose Kit

Ref.	Part No.	Serial Number	Description	Qty.
▽	9008043	(000000–) Spray Hose Kit, Ci [T16]	1
▲	1 1055281	(000000–) Plate Wldt, Mtg	1
▲	2 1057816	(000000–) Bushing, Sleeve, 1.00b 1.13d 1.750l, Fgl	1
▲	3 1056288	(000000–) Pawl, Ratchet	1
▲	4 1067151	(000000–) Pin, Dowel, 0.125d X 0.37l, Ss	1
▲	5 1056291	(000000–) Seal, Org, .125 X 01.13id [Nitrile]	1
▲	6 1056719	(000000–) Bolt, Shld, .41d X 0.35, M8 X 1.25	1
▲	7 08709	(000000–) Nut, Hex, Lock, M8 X 1.25, NI	1
▲	8 1061340	(000000–) Reel Assy, Hose	1
▲	9 1057814	(000000–) Washer, Thrust, Plstc 1.02b 1.38d	1
▲	10 32598	(000000–) Washer, Flat, 1.02b 1.75d .12, Stl	1
▲	11 09005	(000000–) Retaining, Ext, 1.00d, Basic	1
▲	12 1055248	(000000–) Fitting, Swivel, .375 Npt	1
▲	13 24584	(000000–) Fitting, Brs, E90, Pf06/Pm06, Spcl	1
▲	14 1060128	(000000–) Fitting, Brs, E90, Bm06/Pm06, Short	1
▲	15 9008115	(000000–) Hose Kit, Replmt [T16]	1
▲	16 33584	(000000–) Clamp, Cable, Stl, 0.63d X 0.50w, 1hole	1
▲	17 769785	(000000–) Nozzle, Spray, Gun	1
▲	18 1027976	(000000–) Fitting, Brs, Str, Pf06/Pm12	1
▲	19 1060428	(000000–) Fitting, Stl, Str, Bm06/Pm06, Swivel	1
▲	20 06943	(000000–) Screw, Hex, M6 X 1.00 X 20, 8.8	1
▲	21 08708	(000000–) Nut, Hex, Lock, M6 X 1.00, NI	1
▲	22 1056538	(000000–) Bracket, Pump, Wand, Spray	1
▲	23 1054178	(000000–) Pump, Soltn, Ele, 36vdc, 45psi	1
▲	24 12316	(000000–) Screw, Hex, M5 X 0.80 X 25, Ss	4
▲	25 01683	(000000–) Washer, Flat, 10, Ss	4
▲	26 09739	(000000–) Nut, Hex, Lock, M5 X 0.80, NI, Ss	4
▲	27 1020341	(000000–) Screw, Hex, M8 X 1.25 X 20, Ss, Sems	1
▲	28 14884	(000000–) Fitting, Brs, Str, Bm08/Pm06 [Taped]	1
▲	29 54333	(000000–) Clamp, Hose, Wormdrive, 0.31–0.88d, .31w	5
▲	30 69234	(000000–) Clamp, Cable, Stl, 1.00d X 0.75w, 1hole	1
▲	31 1059436	(000000–) Hook, Nozzle, Hd Pye	1
▲	32 1020341	(000000–) Screw, Hex, M8 X 1.25 X 20, Ss, Sems	5
▲	33 64743	(000000–) Fitting, Plstc, Str, Bm08/Pm06	1
▲	34 398500	(000000–) Switch, Rocker, Dpdt, On / None / On	1
▲	35 1011412	(000000–) Hose, Afmkt, Pvc, Brd, 0.50id, 08ft, Clr	1
▲	36 1066909	(000000–) Washer, Retainer, Spring	1
▲	37 1066919	(000000–) Washer, Thrust, 50.0b 110.0d 0.79w	1
▲	38 1045858	(000000–) Circuitbreaker, 15A, Resetable	1
▲	39 1056982	(000000–) Diode, Ele, Plug	1

Fig. 19 – Vacuum Wand Kit

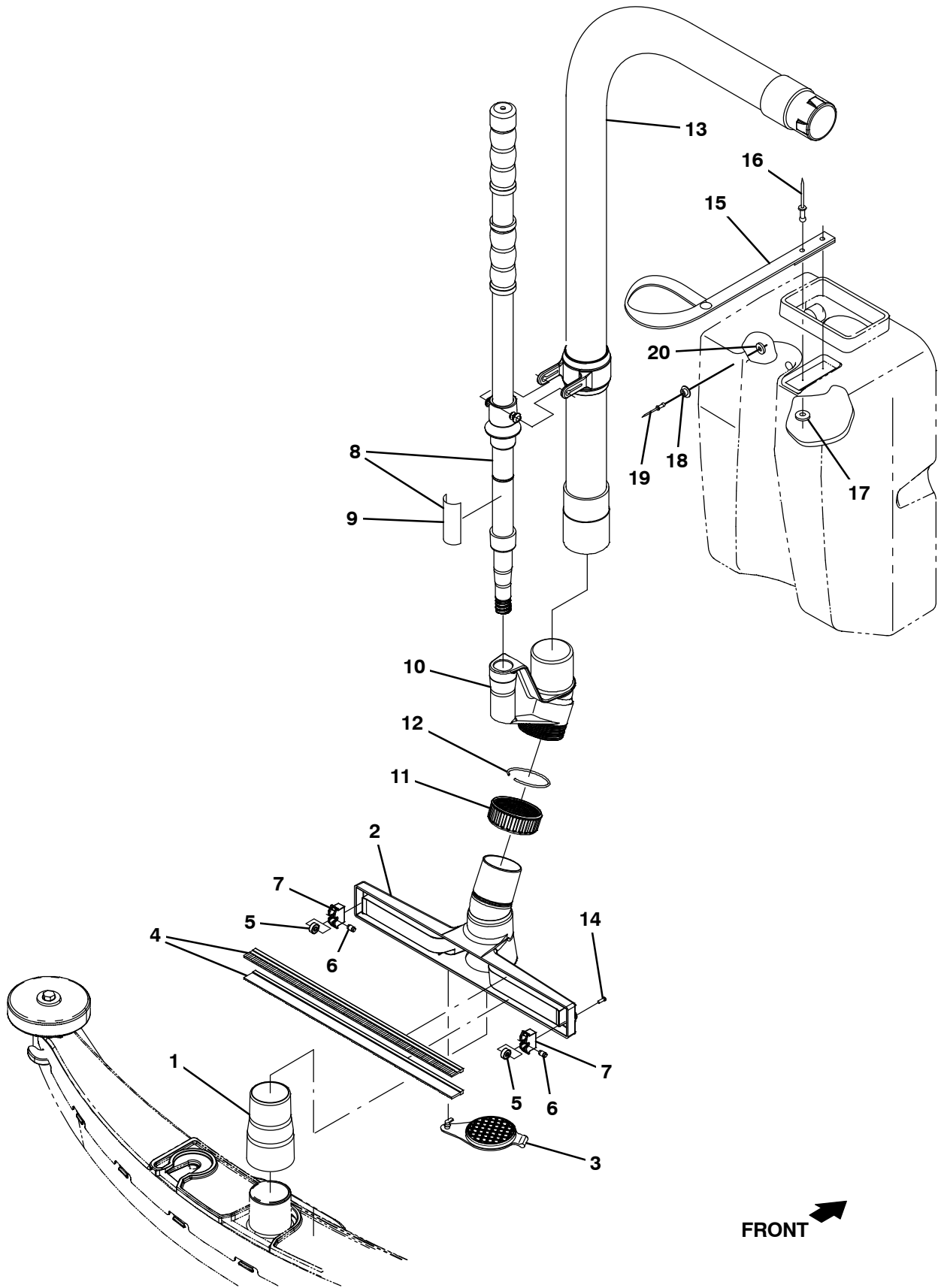


Fig. 19 – Vacuum Wand Kit

Ref.	Part No.	Serial Number	Description	Qty.
▽	9008047	(000000–) Vac Wand Kit, Ci [T16]	1
▲	1 1060536	(000000–) Cuff, Adapter, 1.75 X 2.00, Pvc	1
▲	2 1060440	(000000–) Squeegee, Hand	1
▲	3 1060691	(000000–) Plug, Adapter, Port	1
▲	4 1061356	(000000–) Retainer, Blade, Sqge, 14.2l [1 Set = 2 Blades]	1
▲	5 1061570	(000000–) Bearing, Ball, 0.24b 0.51d 0.20w [2seal]	2
▲	6 1061571	(000000–) Pin, Axle, Brg	2
▲	7 1022671	(000000–) Housing, Sqge, Holder, Wheel, F/609648	2
▲▽	8 9008155	(000000–) Handle Kit, Wand, Afmkt	1
▲▲	9 1062659	(000000–) Label, Opertnl, Vacuum Wand Handle	1
▲	10 1060708	(000000–) Adapter, Swivel, 1.75, Abs	1
▲	11 1060718	(000000–) Nut, Compression, 2.25–12, Abs	1
▲	12 1060720	(000000–) Ring, Compression	1
▲	13 1056831	(000000–) Hose Assy, W/2cuff, 1.8d 042l 1.8/1.8	1
▲	14 763149	(000000–) Screw, Pan, 06– X 0.38, F/ Plstc	2
▲	15 1061811	(000000–) Strap, Retainer, Handle	1
▲	16 1067350	(000000–) Rivet, Blind, .188d X 0.53 X .62d, Alm	2
▲	17 86308	(000000–) Washer, Flat, .19b .50d .06, Alm, Blind	2
▲	18 1061812	(000000–) Catch, Snap, Push, Mal	1
▲	19 01335	(000000–) Rivet, Blind, .188d X 0.53 X .62d, Alm	1
▲	20 02892	(000000–) Washer, Flat, 0.12b 0.38d .03, Pl	1

Fig. 20 – Pre-Sweep Hopper Cover Group

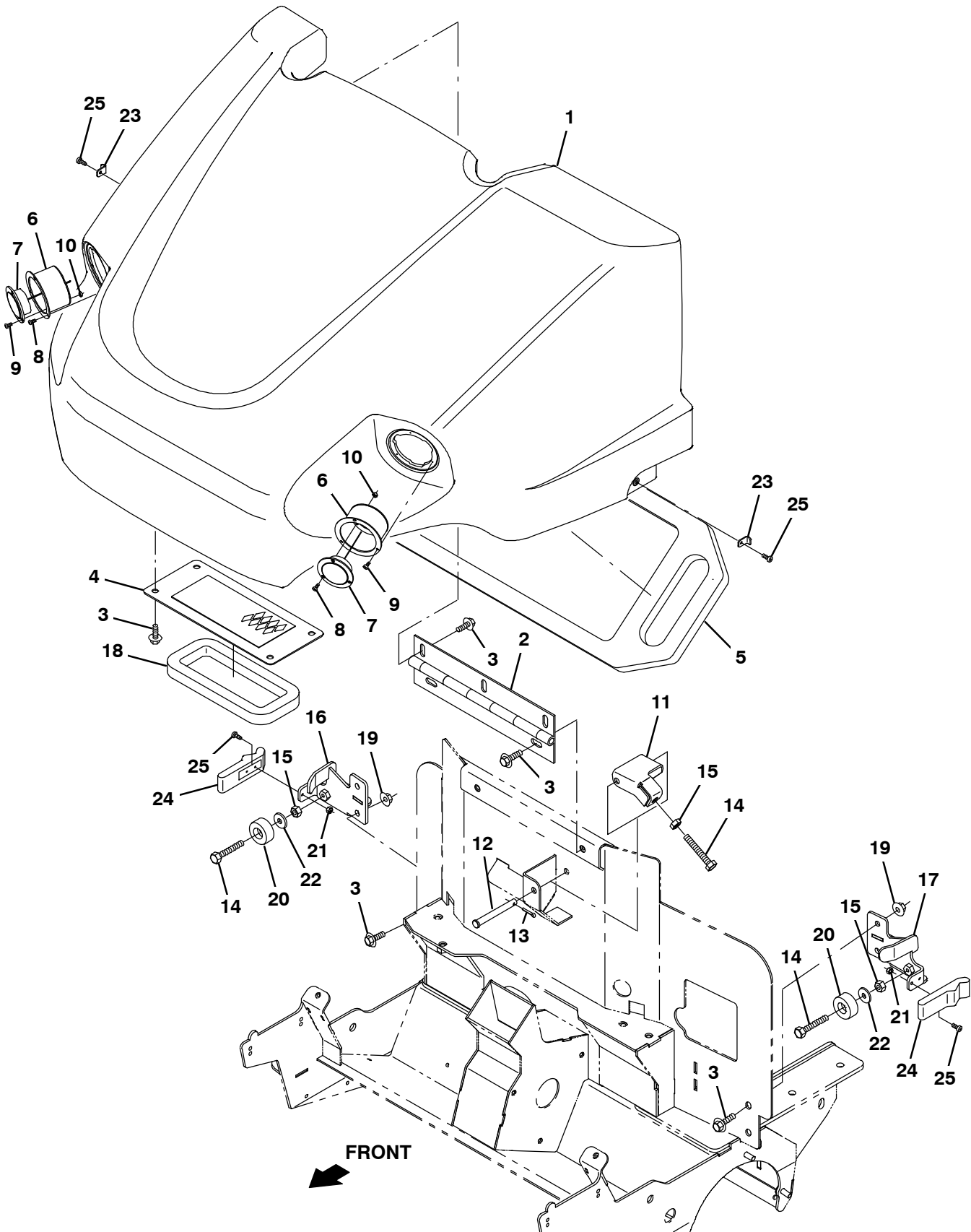


Fig. 20 – Pre-Sweep Hopper Cover Group

Ref.	Part No.	Serial Number	Description	Qty.
1	9008671	(000000–) Cover, Pre-Sweep, Afmkt [T16]	1
2	1061443	(000000–) Hinge, .38pin .12 3.5w 12.0l, 5/0.38sl	1
3	1020341	(000000–) Screw, Hex, M8 X 1.25 X 20, Ss, Sems	13
4	1058451	(000000–) Plate Wldt, Screen, Hppr	1
5	1058901	(000000–) Gasket, Box, Fltr	1
6	1060784	(000000–) Bracket Wldt, Mtg, Headlight	2
7	9008182	(000000–) Light Assy, Pre-Sweep, Afmkt	2
8	763149	(000000–) Screw, Pan, 06– X 0.38, F/ Plstc	6
9	06920	(000000–) Screw, Pan, Phl, M3 X 0.50 X 10, 4.8	6
10	579211	(000000–) Nut, Hex, Lock, M3 X 0.50, NI, Ss	6
11	1060225	(000000–) Bracket, Stop, Hinge	1
12	57598	(000000–) Pin, Clevis, 0.37d X 3.25l	1
13	08172	(000000–) Pin, Cotter, .094 X 0.50	1
14	578717	(000000–) Screw, Hex, M8 X 1.25 X 50, Fl, Ss	3
15	07786	(000000–) Nut, Hex, Std, M8 X 1	3
16	1063445	(000000–) Bracket Wldt, Mtg, Latch	1
17	1063399	(000000–) Bracket Wldt, Mtg, Latch, Cover	1
18	1058477	(000000–) Gasket, .75, 03.94w 08.58l, Adh[Nitrile]	1
19	07791	(000000–) Nut, Hex, Flng, M8 X 1.25	2
20	364614	(000000–) Bumper, Rbr, 1.5d 0.63 0.31h	2
21	02850	(000000–) Nut, Hex, Lock, M4 X 0.70, NI	2
22	1017218	(000000–) Washer, Flat, 0.32b 1.00d .12, Ss	2
23	1061135	(000000–) Bracket, Mtg, Latch, Keeper	2
24	49800	(000000–) Latch	2
25	49697	(000000–) Screw, Pan, Phl, M4 X 0.70 X 10, Ss	6

Fig. 21 - Pre-Sweep Hopper and Vacuum Fan Group

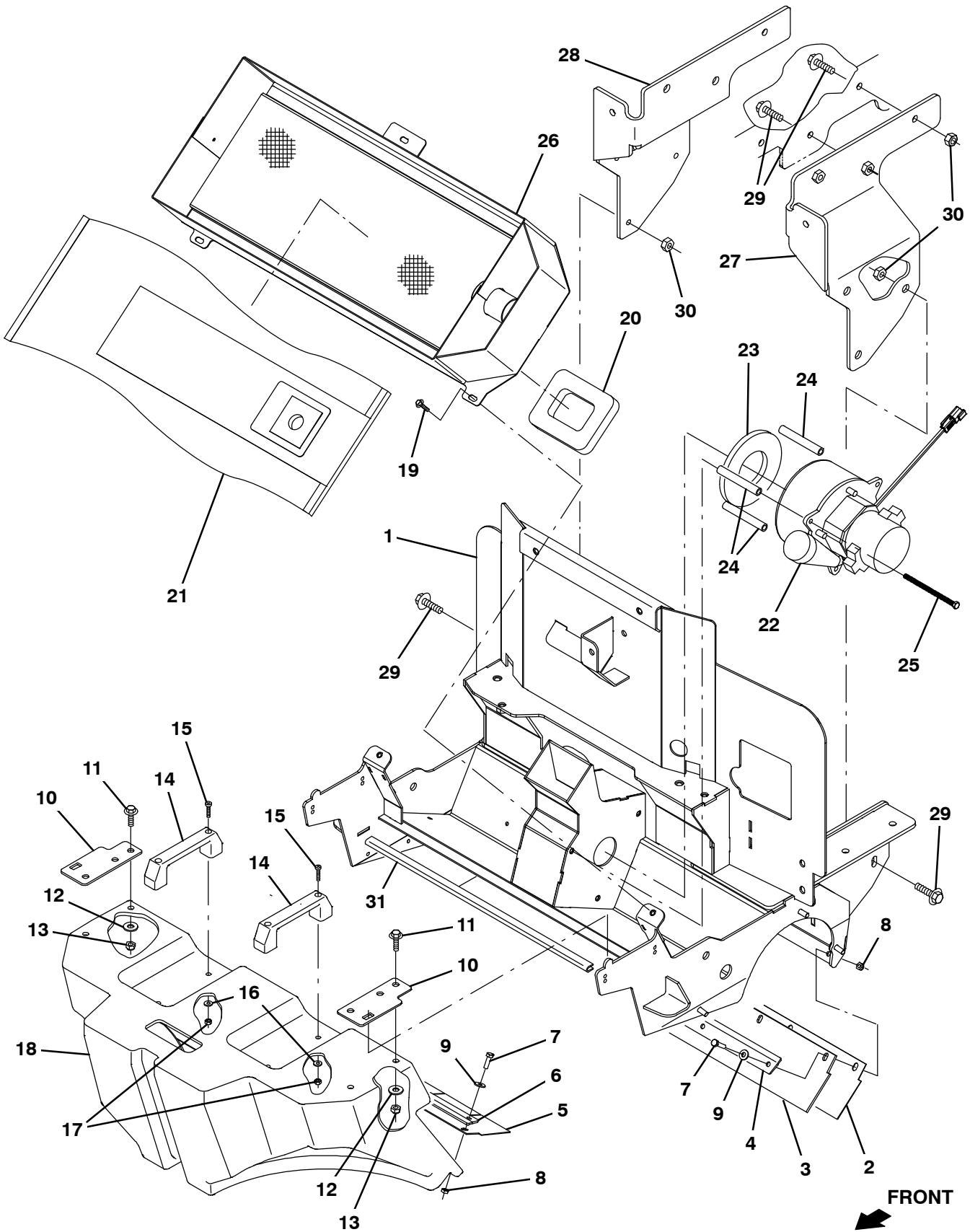


Fig. 21 – Pre-Sweep Hopper and Vacuum Fan Group

Ref.	Part No.	Serial Number	Description	Qty.
1	1054764	(000000–)	Frame Wldt, Pre-Sweep	1
2	1054787	(000000–)	Skirt, Rbr, .06, 03.36w 24.12l, 05/ Hole	1
3	1058111	(000000–)	Skirt, Neo, .18, 03.94w 24.57l, 05/ Sl	1
4	1058529	(000000–)	Plate, Retainer, Skirt	1
▽	9014290	(000000–)	Hopper Assy, Pre-Sweep, Afmkt [T16]	1
▲	5	1058110	(000000–) Skirt, Rbr, .06, 04.25w 024.09l, 05/ Sl	1
▲	6	1058529	(000000–) Plate, Retainer, Skirt	1
▲	7	09007	(000000–) Screw, Hex, M6 X 1.00 X 25, Ss	10
▲	8	08712	(000000–) Nut, Hex, Lock, M6 X 1.00, NI, Ss	10
▲	9	01684	(000000–) Washer, Flat, 0.27b 0.69d .05, Ss	10
▲	10	1060469	(000000–) Angle, Mtg, Hppr	2
▲	11	1037354	(000000–) Screw, Hex, M8 X 1.25 X 30, 9.8, Sems	4
▲	12	32491	(000000–) Washer, Flat, 0.31, Std	4
▲	13	08709	(000000–) Nut, Hex, Lock, M8 X 1.25, NI	4
▲	14	1023920	(000000–) Handle, Door	2
▲	15	06935	(000000–) Screw, Pan, Phl, M5 X 0.80 X 25, 4.8	4
▲	16	41178	(000000–) Washer, Flat, 0.25, Fendr	4
▲	17	06549	(000000–) Nut, Hex, Lock, M5 X 0.80, NI	4
▲	18	9008670	(000000–) Hopper, Pre-Sweep, Afmkt [T16]	1
▲	19	1036892	(000000–) Screw, Hex, M6 X 1.00 X 25, 9.8, Sems	3
	20	1058695	(000000–) Gasket, .75, 03.94w 04.92l, Adh[Nitrile]	1
	21	1067452	(000000–) Bag, Vacuum, Paper [1pick=1pkg]	1
▽	22	1056623	(000000–027678) Fan, Vacuum, 5.7d, 036vdc, 3 Stage	1
▲		1041772	(000000–027678) Brush Kit, Motor	1
▲		1041766	(000000–027678) Cover, Cooling Fan	1
	22	1076095	(027679–) Fan, Vacuum, 5.7D, 036Vdc, 3 Stage [Deu]	1
	23	10912	(000000–) Seal, Rbr, Clsd, 0.375, 5.0d 2.5h	1
	24	1042580	(000000–027678) Tube, 0.25id 0.52od 03.4l, Stl	3
	24	1076122	(027679–) Tube, 0.25id 0.52od 03.2l, Stl	3
	25	1043003	(000000–027678) Screw, Hex, M6 X 1.00 X 110mm, Ss	3
	25	09773	(027679–) Screw, Hex, M6 X 1.00 X 100, Ss	3
	26	1057409	(000000–) Filterbox Wldt, Pre-Sweep	1
	27	1060115	(000000–) Plate, Frame, Mtg, Pre-Sweep, Lh	1
	28	1059918	(000000–) Plate, Frame, Mtg, Rh	1
	29	1037358	(000000–) Screw, Hex, M10 X 1.50 X 35, 9.8, Sems	14
	30	41430	(000000–) Nut, Hex, Lock, M10 X 1.5, NI	8
	31	1015273	(000000–) Seal, Afmkt, Bulb, Stre, 0.76, 0.93W, 02Ft	1

Fig. 22 - Pre-Sweep Brush Drive Group

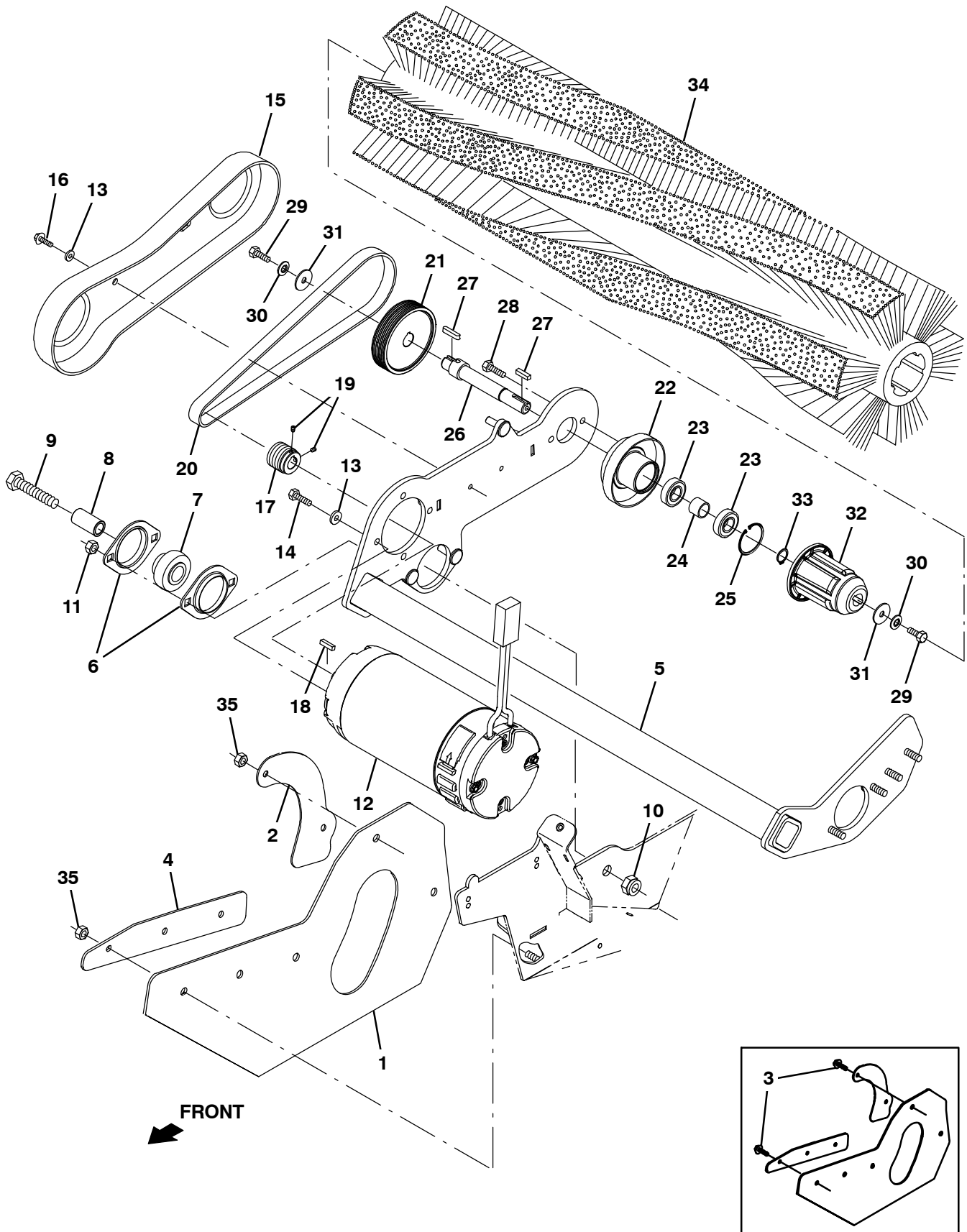


Fig. 22 – Pre-Sweep Brush Drive Group

Ref.	Part No.	Serial Number	Description	Qty.	
1	1056813	(000000–)	Skirt, Rbr, .12, 09.46w 18.93l, 04/ Hole	1	
2	1058330	(000000–)	Plate, Retainer, Skirt	1	
3	361339	(000000–xxxxxx)	Screw, Hex, M6 X 1.00 X 16, Fmg	5	
4	1058329	(000000–)	Plate, Retainer, Skirt	1	
5	1054774	(000000–)	Arm Wldt, Brush	1	
6	35973	(000000–)	Flange, Brg, 1.9id 2h	2	
7	25887	(000000–)	Bearing, W/ Collar, 0.75b 1.85d 1.06w	1	
8	76392	(000000–)	Tube, 0.51id 0.74od 01.4l, Stl, Pl	1	
9	06972	(000000–)	Screw, Hex, M12 X 1.75 X 60, 8.8	1	
10	08711	(000000–)	Nut, Hex, Lock, M12 X 1.75, NI	1	
11	08709	(000000–)	Nut, Hex, Lock, M8 X 1.25, NI	2	
▽	12	1053342	(000000–)	Motor, Ele, 36vdc 1750rpm 1.00hp 22.0a	1
▲		9011916	(000000–)	Brush Kit, Motor	1
13	01684	(000000–)	Washer, Flat, 0.27b 0.69d .05, Ss	6	
14	08716	(000000–)	Screw, Hex, M6 X 1.00 X 20, Ss	4	
15	9008676	(000000–)	Cover, Belt, Pre-Sweep, Afmkt [T16]	1	
16	361339	(000000–)	Screw, Hex, M6 X 1.00 X 16, Fmg	2	
17	1054581	(000000–)	Sheave, 07grv, 1.22pd 0.55b [Pj]	1	
18	1014328	(000000–)	Key, Sq, 05mm X 05mm, 25mml	1	
19	222818	(000000–)	Screw, Set, Soc, 08–32 X 0.25, NI	2	
20	1058808	(000000–)	Belt, Drive, 7grv [7pj]	1	
21	1054591	(000000–)	Sheave, 07grv, 03.3pd 0.63b [Pj]	1	
22	1063363	(000000–)	Housing Wldt, Brg, Pre-Sweep	1	
23	28010	(000000–)	Bearing, Ball, 0.62b 1.38d 0.43w	2	
24	1055051	(000000–)	Spacer, Brg	1	
25	01513	(000000–)	Ring, Retaining, Int,	1	
26	1063326	(000000–)	Shaft, Drive, Pre-Sweep, Lrg Brg	1	
27	00911	(000000–)	Key, Sq, 0.19 X 0.19, 0.75l	2	
28	08716	(000000–)	Screw, Hex, M6 X 1.00 X 20, Ss	2	
29	09740	(000000–)	Screw, Hex, M8 X 1.25 X 20, Ss	2	
30	01685	(000000–)	Washer, Flat, 0.38b 0.88d .08, Ss	2	
31	41186	(000000–)	Washer, Flat, Belleville, .31	2	
32	12269	(000000–)	Plug, Drive, Brush, Nyl	1	
33	01516	(000000–)	Ring, Retaining, Ext, 0.59d, Basic	1	
34	80058	(000000–)	Brush, Swp, 24l, 06dr, Pyp, Spl (Pre-Sweep)	1	
35	08708	(xxxxxx–)	Nut, Hex, Lock, M6 X 1.00, NI	5	

Fig. 23 – Pre-Sweep Brush Idler Group

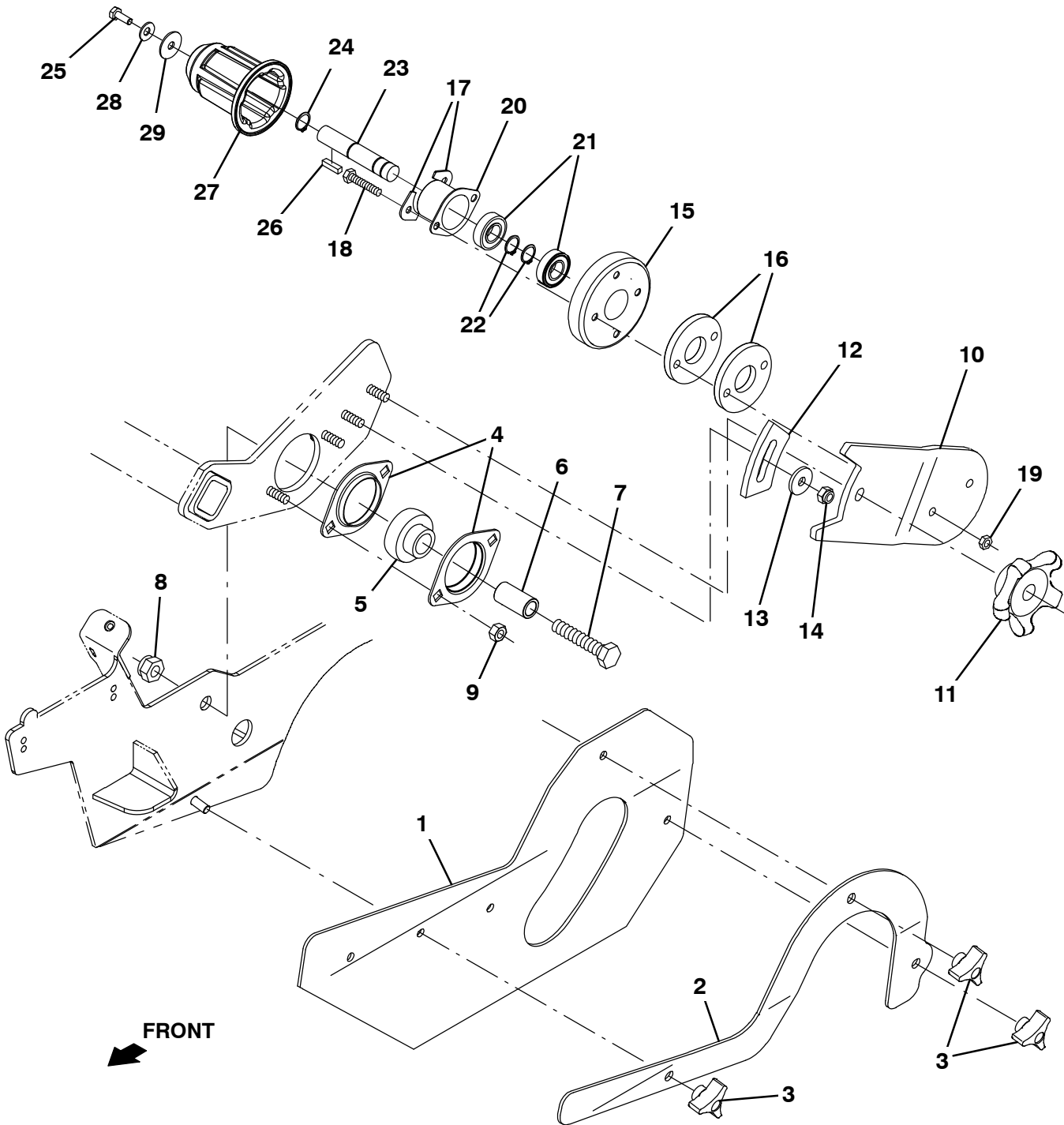


Fig. 23 – Pre-Sweep Brush Idler Group

Ref.	Part No.	Serial Number	Description	Qty.
1	1056813	(000000–) Skirt, Rbr, .12, 09.46w 18.93l, 04/ Hole	1
2	1058247	(000000–) Plate, Door, Brush	1
3	222470	(000000–) Knob, Star, 1.50d 0.88l 3ear M8x1.25 Fem	3
4	35973	(000000–) Flange, Brg, 1.9id 2h	2
5	25887	(000000–) Bearing, W/ Collar, 0.75b 1.85d 1.06w	1
6	76392	(000000–) Tube, 0.51id 0.74od 01.4l, Stl, Pl	1
7	06972	(000000–) Screw, Hex, M12 X 1.75 X 60, 8.8	1
8	08711	(000000–) Nut, Hex, Lock, M12 X 1.75, NI	1
9	08709	(000000–) Nut, Hex, Lock, M8 X 1.25, NI	2
10	1056189	(000000–) Arm, Brush, Pre-Sweep, Idler, Lh	1
11	1054948	(000000–) Knob Assy, Star, 3.21d 5ear M8	1
12	81884	(000000–) Plate, Arm, Adj	1
13	1017218	(000000–) Washer, Flat, 0.32b 1.00d .12, Ss	1
14	08713	(000000–) Nut, Hex, Lock, M8 X 1.25, NI, Ss	1
15	32720	(000000–) Shield, Plug, Drive	1
16	392215	(000000–) Spacer, Arm, Brush	2
17	32408	(000000–) Plate, Hold-Down	2
18	1040803	(000000–) Screw, Hex, M6 X 1.00 X 30mm, Ss	2
19	08708	(000000–) Nut, Hex, Lock, M6 X 1.00, NI	2
▽	48749	(000000–) Bearing Assy, W/ Shaft	1
▲	20 41362	(000000–) Housing, Flng, Brg	1
▲	21 41360	(000000–) Bearing, Ball, 0.59b 1.26d 0.35w[2seal]	2
▲	22 01516	(000000–) Ring, Retaining, Ext, 0.59d, Basic	2
▲	23 15522	(000000–) Shaft, Idler, Brush, Main	1
▲	24 86773	(000000–) Ring, Retaining, Ext, 0.59D, Basic	1
	25 11329	(000000–) Screw, Hex, M6 X 1.00 X 16, NI, Ss	1
	26 00911	(000000–) Key, Sq, 0.19 X 0.19, 0.75l	1
	27 12269	(000000–) Plug, Drive, Brush, Nyl	1
	28 397779	(000000–) Washer, Flat, 0.28b 1.00d .06, Stl, Blk	1
	29 41185	(000000–) Washer, Flat, Belleville, .25	1

Fig. 24 – Pre-Sweep Side Brush Group

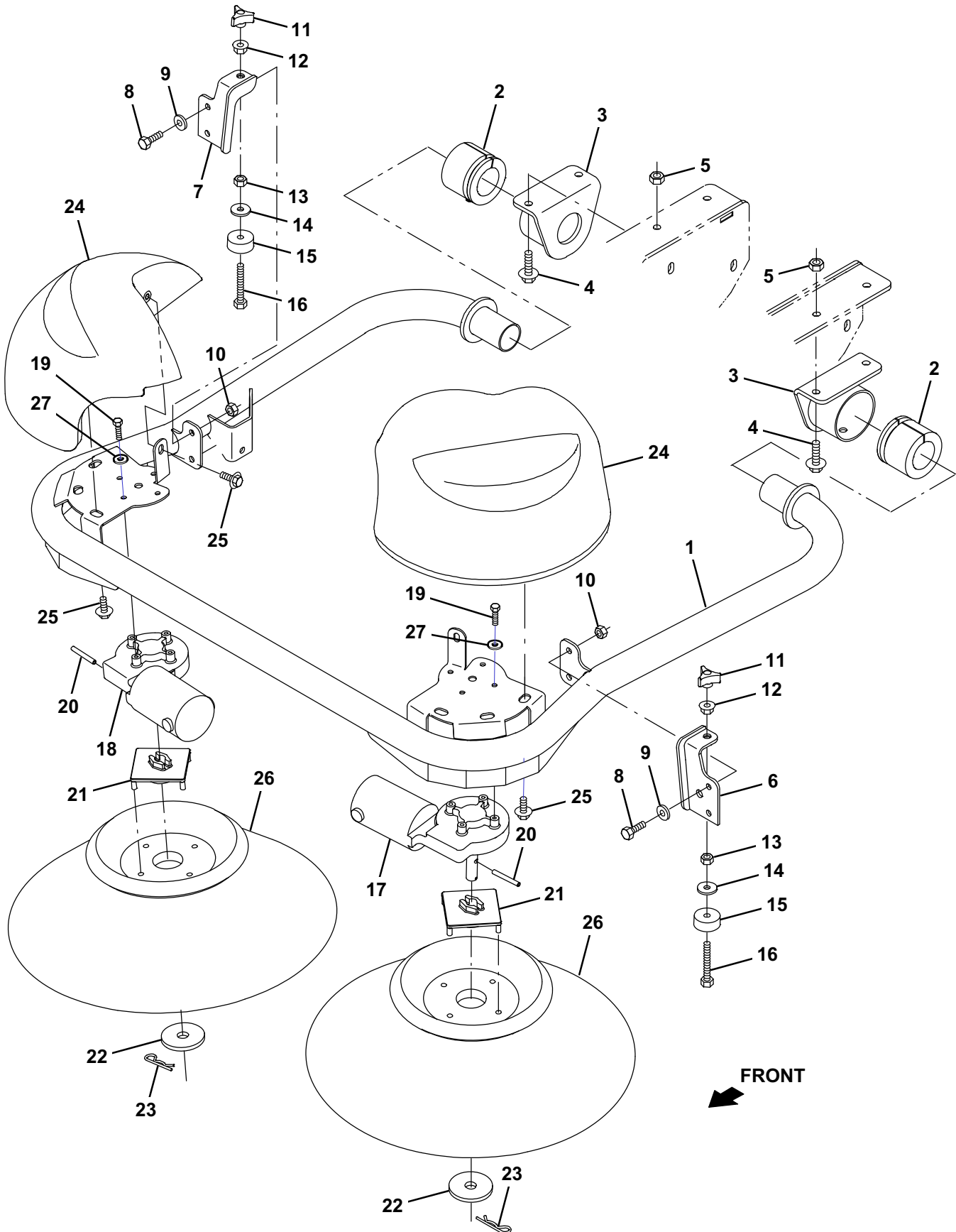


Fig. 24 – Pre-Sweep Side Brush Group

Ref.	Part No.	Serial Number	Description	Qty.	
1	1056832	(000000–) Tube Wldt, Arm, Brush, Side	1	
2	1053815	(000000–) Bushing, Flex, Ure	2	
3	1060210	(000000–) Housing Wldt, Pivot	2	
4	1037358	(000000–) Screw, Hex, M10 X 1.50 X 35, 9.8, Sems	4	
5	41430	(000000–) Nut, Hex, Lock, M10 X 1.5, NI	4	
6	1063419	(000000–) Bracket Wldt, Brush, Adj, Lh	1	
7	1063416	(000000–) Bracket Wldt, Brush, Adj, Rh	1	
8	09010	(000000–) Screw, Hex, M8 X 1.25 X 25, Ss	4	
9	01685	(000000–) Washer, Flat, 0.38B 0.88D .08, Ss	4	
10	08713	(000000–) Nut, Hex, Lock, M8 X 1.25, NI, Ss	4	
11	222470	(000000–) Knob, Star, 1.50d 0.88l 3ear M8x1.25 Fem	2	
12	07791	(000000–) Nut, Hex, Flng, M8 X 1.25	2	
13	07786	(000000–) Nut, Hex, Std, M8 X 1	2	
14	1017218	(000000–) Washer, Flat, 0.32b 1.00d .12, Ss	2	
15	364614	(000000–) Bumper, Rbr, 1.5d 0.63 0.31h	2	
16	1060394	(000000–) Screw, Hex, M8 X 1.25 X 80, 8.8, Fl	2	
▽	17	1048855	(000000–) Motor, Ele, 36vdc 0.08hp 0068rpm Gear Lh	1
▲		81919	(000000–) Brush Assy, Carbon, Motor, Ele [1pc]	1
▲		80127	(000000–) Cap, Brush, Motor, Ele	2
▲		369795	(000000–) Brushholder, Motor, Ele	2
▲		369796	(000000–) Clip, Motor, Ele	2
▽	18	1048821	(000000–) Motor, Ele, 36vdc 0.08hp 0068rpm Gear Rh	1
▲		81919	(000000–) Brush Assy, Carbon, Motor, Ele [1pc]	1
▲		80127	(000000–) Cap, Brush, Motor, Ele	2
▲		369795	(000000–) Brushholder, Motor, Ele	2
▲		369796	(000000–) Clip, Motor, Ele	2
	19	06942	(000000–) Screw, hex, M6 X 1.00 X 16, 8.8	8
	20	11398	(000000–) Pin, Roll, .250d X 2.00l, .250/.256	2
	21	1017441	(000000–) Plate, Adapter, Brush	2
	22	1017802	(000000–) Washer, Flat, 0.66b 2.50d .19, Ss	2
	23	02942	(000000–) Pin, Hair, Cotter, 0.62d .120 Wir	2
	24	9008668	(000000–) Cover, Sba, Afmkt [T16]	2
	25	1020341	(000000–) Screw, Hex, M8 X 1.25 X 20, Ss, Sems	8
	26	87419	(000000–) Brush, Disk, Swp, 19.0d, Pyp (Pre-Sweep)	2
	27	763040	(000000–) Washer, Flat, Belleville, M6	8

Fig. 25 - Pre-Sweep Brush Lift Group

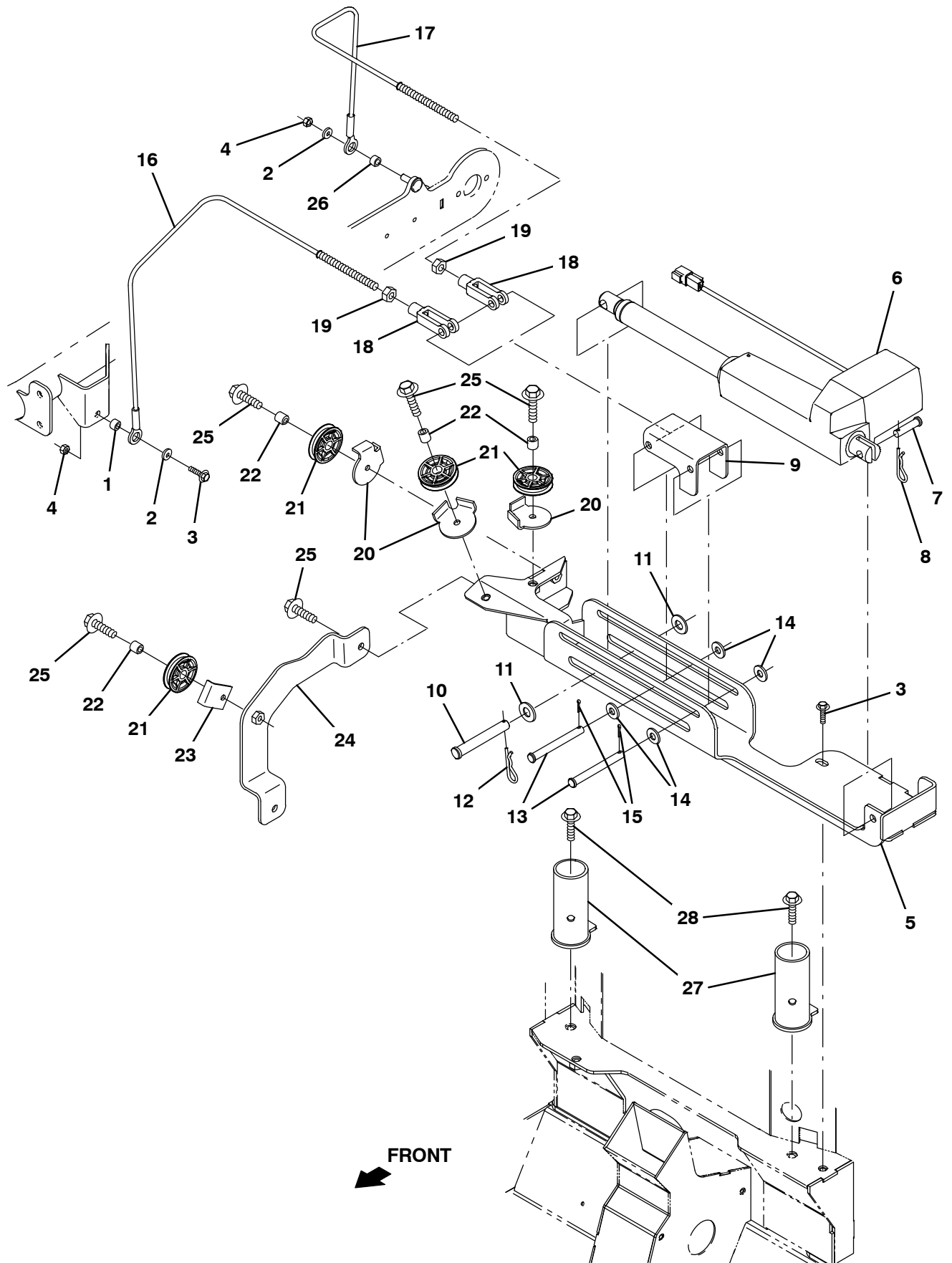


Fig. 25 – Pre-Sweep Brush Lift Group

Ref.	Part No.	Serial Number	Description	Qty.
1	222516	(000000–) Sleeve, P/M, 0.32b 0.50d 0.3l [430ss]	1
2	1017218	(000000–) Washer, Flat, 0.32b 1.00d .12, Ss	2
3	1037355	(000000–) Screw, Hex, M8 X 1.25 X 35, 9.8, Sems	3
4	08709	(000000–) Nut, Hex, Lock, M8 X 1.25, NI	2
5	1057982	(000000–) Bracket Wldt, Mtg, Actuator	1
6	1057841	(000000–) Actuator, 36vdc, 06.0strk, 0562lb	1
7	29558	(000000–) Pin, Clevis, 0.37d X 1.50l	1
8	140626	(000000–) Pin, Cotter, Hair, 0.25d .125 Wir	1
9	1059657	(000000–) Bracket, Mtg, Lift	1
10	06474A	(000000–) Pin, Clevis, 0.50d X 3.50l	1
11	32486	(000000–) Washer Flat,0.50,Sae	2
12	140626	(000000–) Pin, Cotter, Hair, 0.25d .125 Wir	1
13	57598	(000000–) Pin, Clevis, 0.37d X 3.25l	2
14	01685	(000000–) Washer, Flat, 0.38b 0.88d .08, Ss	4
15	08172	(000000–) Pin, Cotter, .094 X 0.50	2
16	1057907	(000000–) Cable, Glv .13d 021.2l .50eye / M10	1
17	1057915	(000000–) Cable, Glv .13d 026.5l .50eye / M10	1
18	12267	(000000–) Clevis, Adj, 0.38pin, M10x1.5	2
19	07787	(000000–) Nut, Hex, Std, M10 X 1.50, Ss	2
20	1060348	(000000–) Bracket, Keeper, Cable	3
21	369781	(000000–) Pulley, Cable, 1.5d Nyl	4
22	222460	(000000–) Sleeve, P/M, 0.32b 0.50d 0.5l [430ss]	4
23	54400	(000000–) Bracket, Angle, Keeper, Cable	1
24	1063542	(000000–) Bracket, Mtg, Cable	1
25	1037355	(000000–) Screw, Hex, M8 X 1.25 X 35, 9.8, Sems	6
26	360801	(000000–) Sleeve, 0.32b 0.50d 0.3l, 2cham, Ss	1
27	1059027	(000000–023312) Bracket Wldt, Mtg, Ohg	2
27	1072274	(023313–) Bracket Wldt, Mtg, Ohg	2
28	1037358	(000000–) Screw, Hex, M10 X 1.50 X 35, 9.8, Sems	2

Fig. 26 – Pre-Sweep Electrical Group

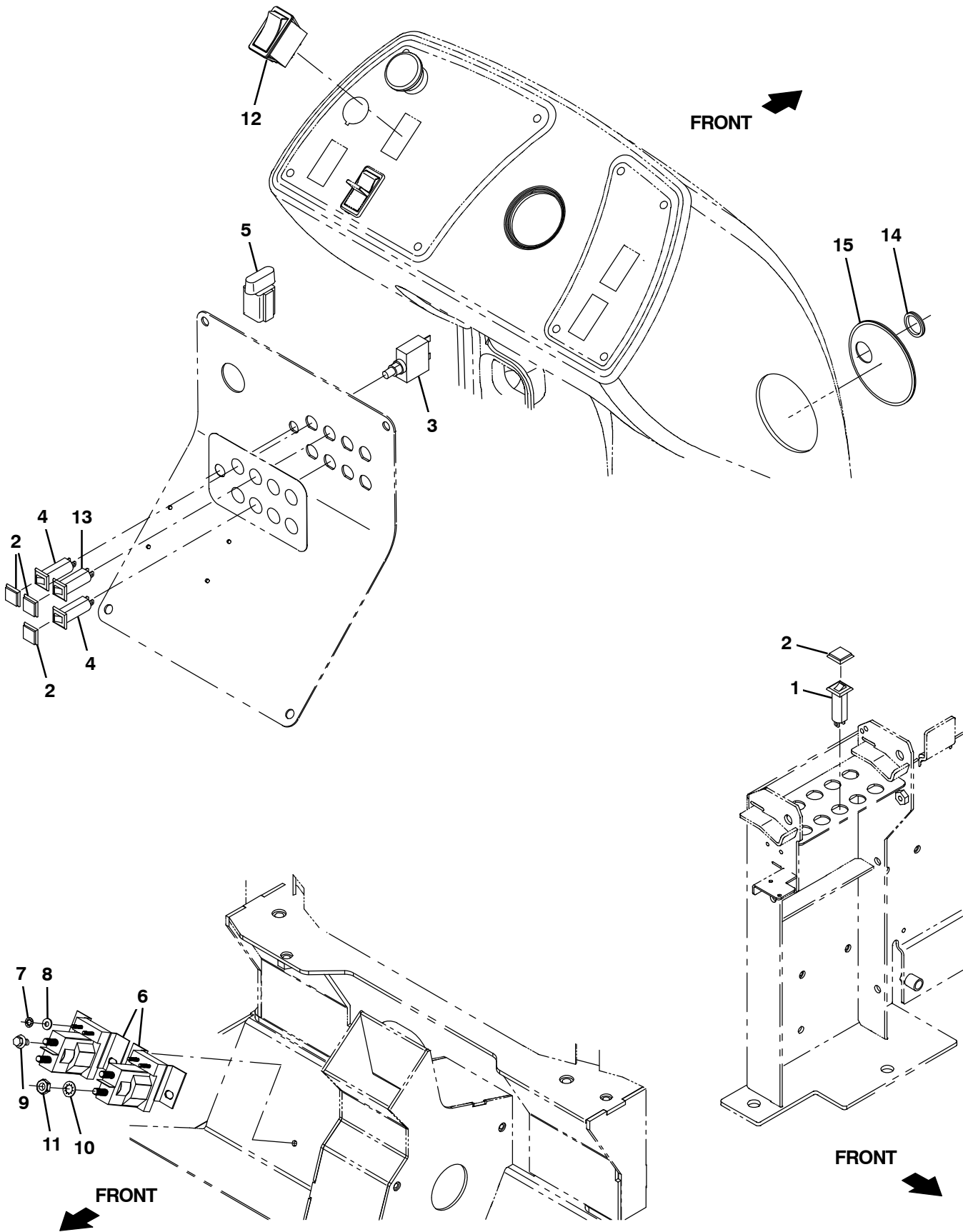


Fig. 26 – Pre-Sweep Electrical Group

Ref.	Part No.	Serial Number	Description	Qty.
1	1064189	(000000–) Circuitbreaker, 20.0a, Resetable	1
2	1064191	(000000–) Boot, Circuitbreaker	4
3	383724	(000000–) Circuitbreaker, 25.0a, Resetable	1
4	1064188	(000000–) Circuitbreaker, 15.0a, Resetable	2
5	1056982	(000000–) Diode, Ele, Plug	5
6	386810	(000000–) Contactor, 36vdc, 100a, Sp, No	2
7	19065	(000000–) Washer, Flat, 0.19b 0.44d .05, Pl, 08	4
8	32980	(000000–) Washer, Lock, Int, 10	4
9	222158	(000000–) Screw, Hex, M6 X 1.00 X 10, Fmg	4
10	32984	(000000–) Washer, Lock, Int, 0.31	4
11	20170	(000000–) Nut, Hex, Jam, .31–24	4
12	377084	(000000–) Switch, Rocker, Prgrsv	1
13	1064184	(000000–) Circuitbreaker, 02.5a, Resetable	1
14	1067626	(000000–) Disc, Pre-Sweep	1
15	04051	(000000–) Grommet, Rbr, 1.31ld, F/1.6H, .12 Matl	1

Fig. 27 - Pre-Sweep Wire Harness Group

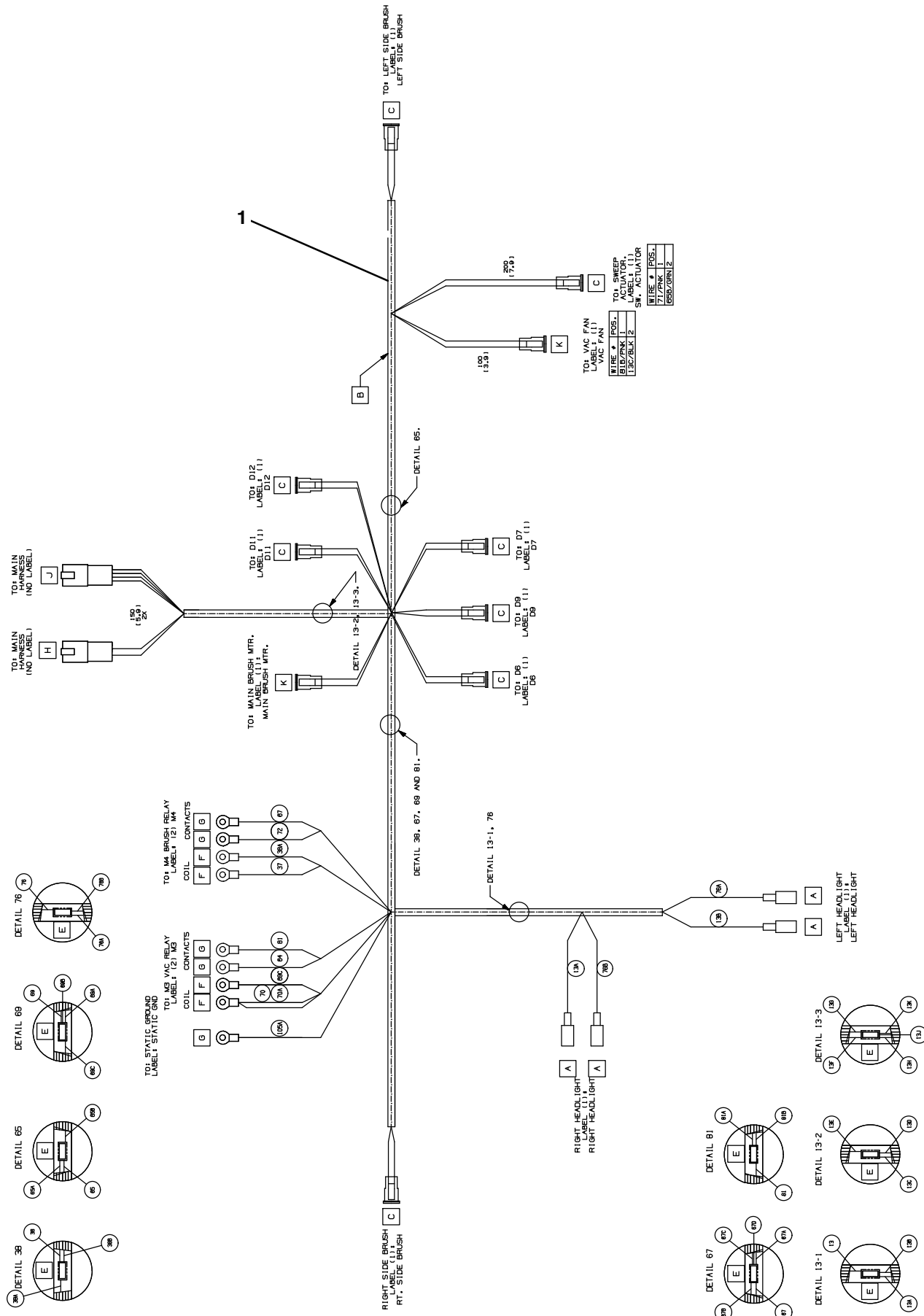


Fig. 27 – Pre-Sweep Wire Harness Group

Ref.	Part No.	Serial Number	Description	Qty.
1	1056980	(000000-) Harness, Swpr [T16]	1

Fig. 28 – Side Brush Lift Group

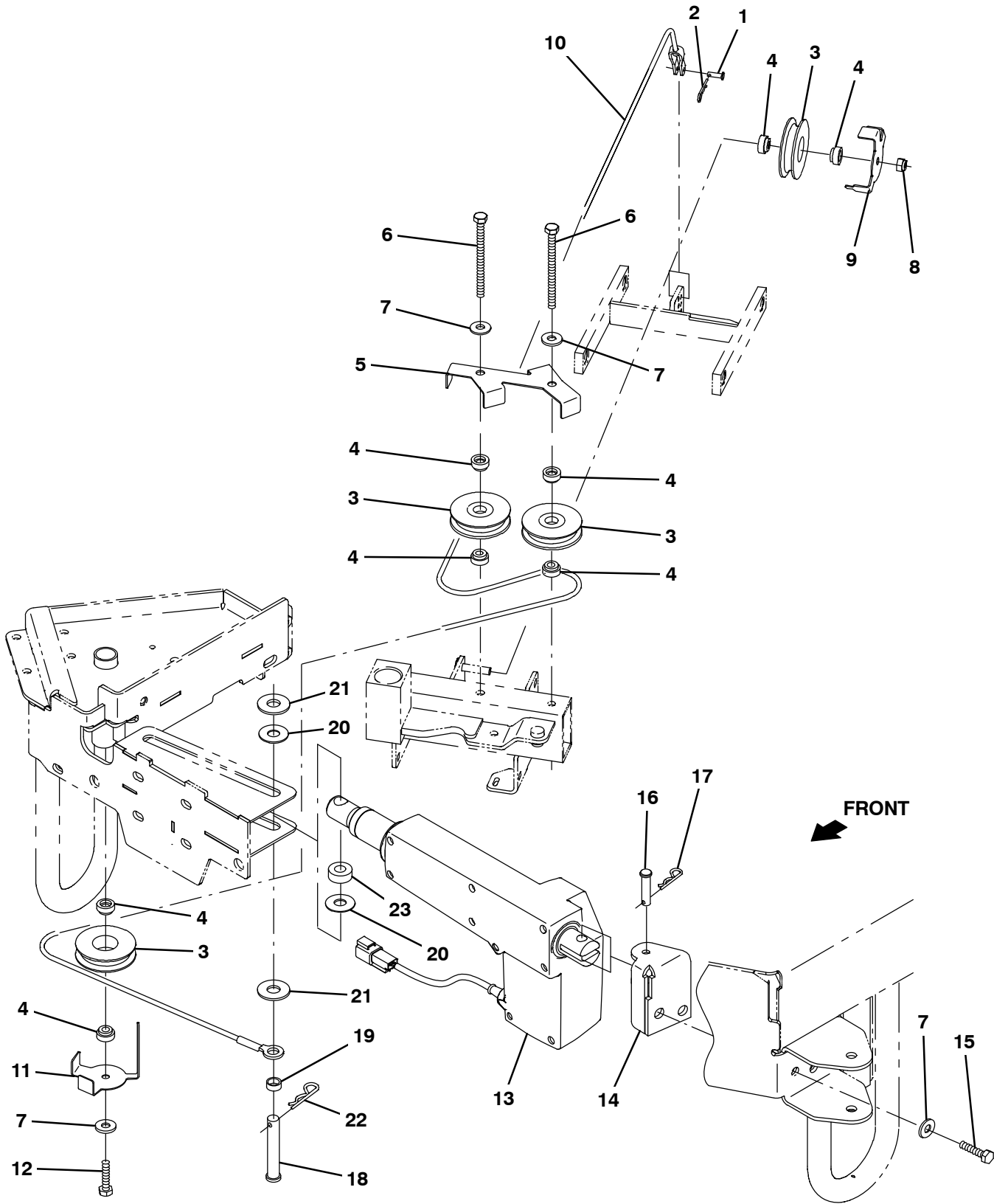


Fig. 28 – Side Brush Lift Group

Ref.	Part No.	Serial Number	Description	Qty.
1	77488	(000000–) Pin, Clevis, 0.19d X 0.63l	1
2	86866	(000000–) Pin, Cotter, Hair, 0.38d .072 Wir	1
3	80235	(000000–) Sheave, Idler, 015mmid, 2.44pd	4
4	80487	(000000–) Spacer, Idler .25 Lg	8
5	1053541	(000000–) Bracket, Retainer	1
6	386299	(000000–) Screw, Hex, M8 X 1.25 X 100, Ss	2
7	01685	(000000–) Washer, Flat, 0.38b 0.88d .08, Ss	5
8	08713	(000000–) Nut, Hex, Lock, M8 X 1.25, NI, Ss	1
9	1051470	(000000–) Angle, Keeper, Cable	1
10	1054379	(000000–) Cable, Ss .13d 032.0l .2clevis /.50eye	1
11	1054352	(000000–) Angle, Keeper, Cable	1
12	09023	(000000–) Screw, Hex, M8 X 1.25 X 35, FI, Ss	1
13	1057841	(000000–) Actuator, 36vdc, 06.0strk, 0562lb	1
14	1057905	(000000–) Bracket Wldt, Actuator, Sba	1
15	09010	(000000–) Screw, Hex, M8 X 1.25 X 25, Ss	2
16	94877	(000000–) Pin, Clevis, 10mmd X	1
17	44906	(000000–) Pin, Cotter, Hair, 0.38d .093 Wir	1
18	23683	(000000–) Pin, Clevis, 0.50d X 3.00l	1
19	140145	(000000–) Sleeve, P/M, 0.51b 0.63d 0.3l, PI	1
20	86952	(000000–) Washer, Flat, 0.52b 1.25d .06, Nyl	2
21	32493	(000000–) Washer, Flat, 0.50, Std	2
22	02942	(000000–) Pin, Hair, Cotter, 0.62d .120 Wir	1
23	1007705	(000000–) Washer, Flat, 0.50b 1.00d .38, Stl, PI	1

Fig. 29 – Side Brush Motor and Squeegee Group

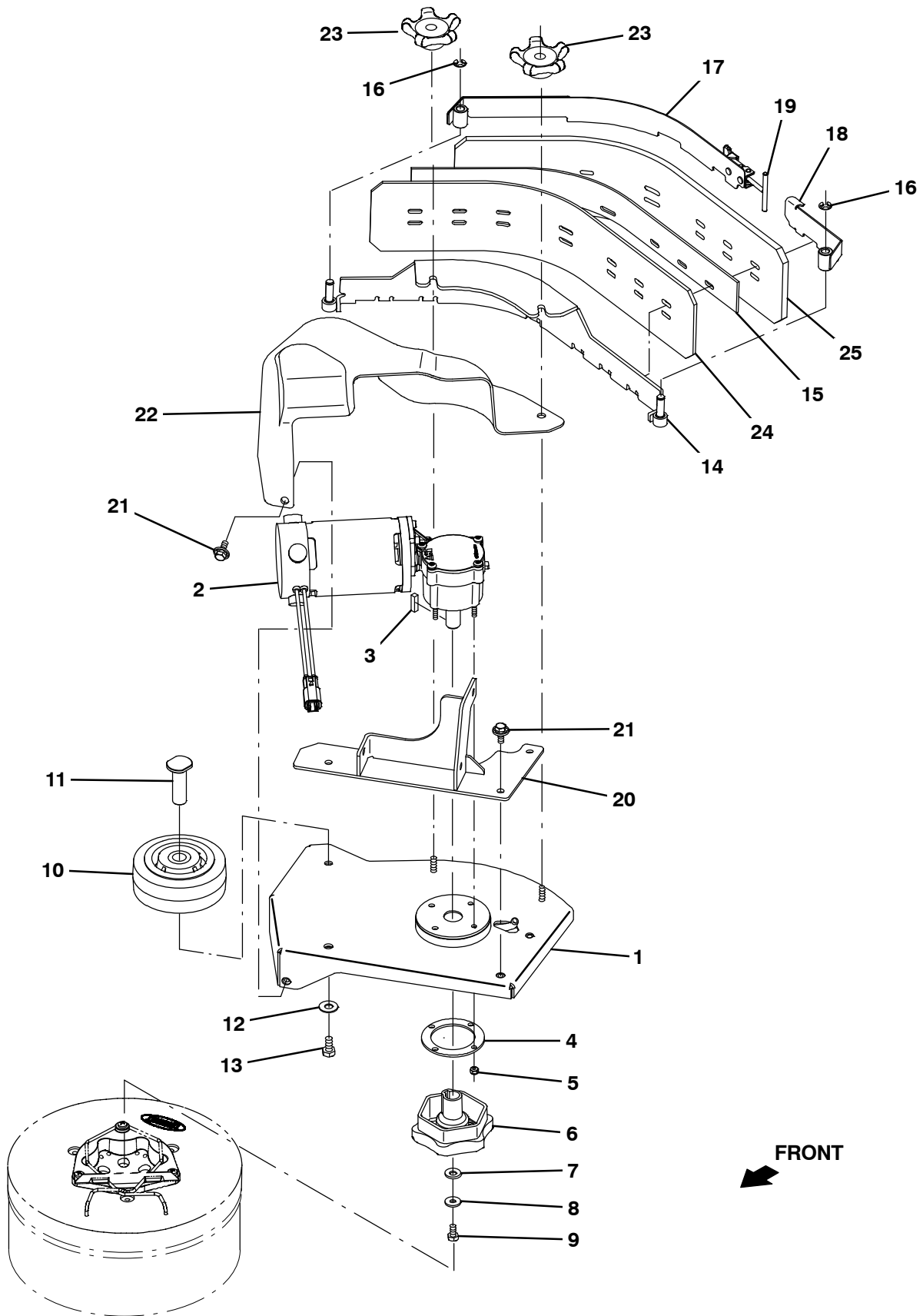


Fig. 29 – Side Brush Motor and Squeegee Group

Ref.	Part No.	Serial Number	Description	Qty.
	1	1052848	(000000–) Plate Wldt, Deck, Sba	1
▽	2	1052754	(000000–) Motor, Ele, 36vdc 0320rpm 0.63hp Gear	1
▲		9008737	(000000–) Brush Kit, Motor, 1052754	1
	3	00928	(000000–) Key, Sq, 0.25 X 0.25, 1.00l	1
	4	1013821	(000000–) Plate, Sppt	1
	5	08712	(000000–) Nut, Hex, Lock, M6 X 1.00, NI, Ss	4
	6	377364	(000000–) Hub, Drive, Brush, Disk, 0.75b [6t]	1
	7	01685	(000000–) Washer, Flat, 0.38b 0.88d .08, Ss	1
	8	41186	(000000–) Washer, Flat, Belleville, .31	1
	9	15675	(000000–) Screw, Hex, M8 X 1.25 X 16, Ss	1
	10	1052962	(000000–) Wheel, 05.0d 2.00w 0.75b, Gray, W/ Bshg	1
	11	1052971	(000000–) Sleeve, Wheel, Sba	1
	12	01686	(000000–) Washer, Flat, 0.44b 1.00d .08, Ss	1
	13	09291	(000000–) Screw, Hex, M10 X 1.50 X 20, Ss	1
	14	1059557	(000000–) Frame Wldt, Sqge	1
	15	1053920	(000000–) Spacer, Sqge, Neo	1
	16	24555	(000000–) Ring, Retaining, Ext, 0.38d, [E-Ring]	2
	17	1056779	(000000–) Clamp Wldt, Front	1
	18	1056777	(000000–) Clamp Wldt, Rear	1
	19	1054312	(000000–) Hook Wldt, Latch	1
	20	1053593	(000000–) Mount Wldt, Arm	1
	21	1020341	(000000–) Screw, Hex, M8 X 1.25 X 20, Ss, Sems	4
	22	9008672	(000000–) Cover, Motor, Afrmkt [T16]	1
	23	1054948	(000000–) Knob Assy, Star, 3.21d 5ear M8	2
	24	1053919	(000000–) Blade, Sqge, Sba, Inner [Linatex]	1
	24	1060350	(000000–) Blade, Sqge, Sba, Inner [Ure 50d]	1
	24	1060366	(000000–) Blade, Sqge, Sba, Inner [Gum]	1
	25	1059457	(000000–) Blade, Sqge, Sba, Outer [Linatex Dual]	1
	25	1060351	(000000–) Blade, Sqge, Sba, Outer [Ure 50d]	1
	25	1060367	(000000–) Blade, Sqge, Sba, Outer [Gum]	1

Fig. 30 - Side Brush Pivot Group

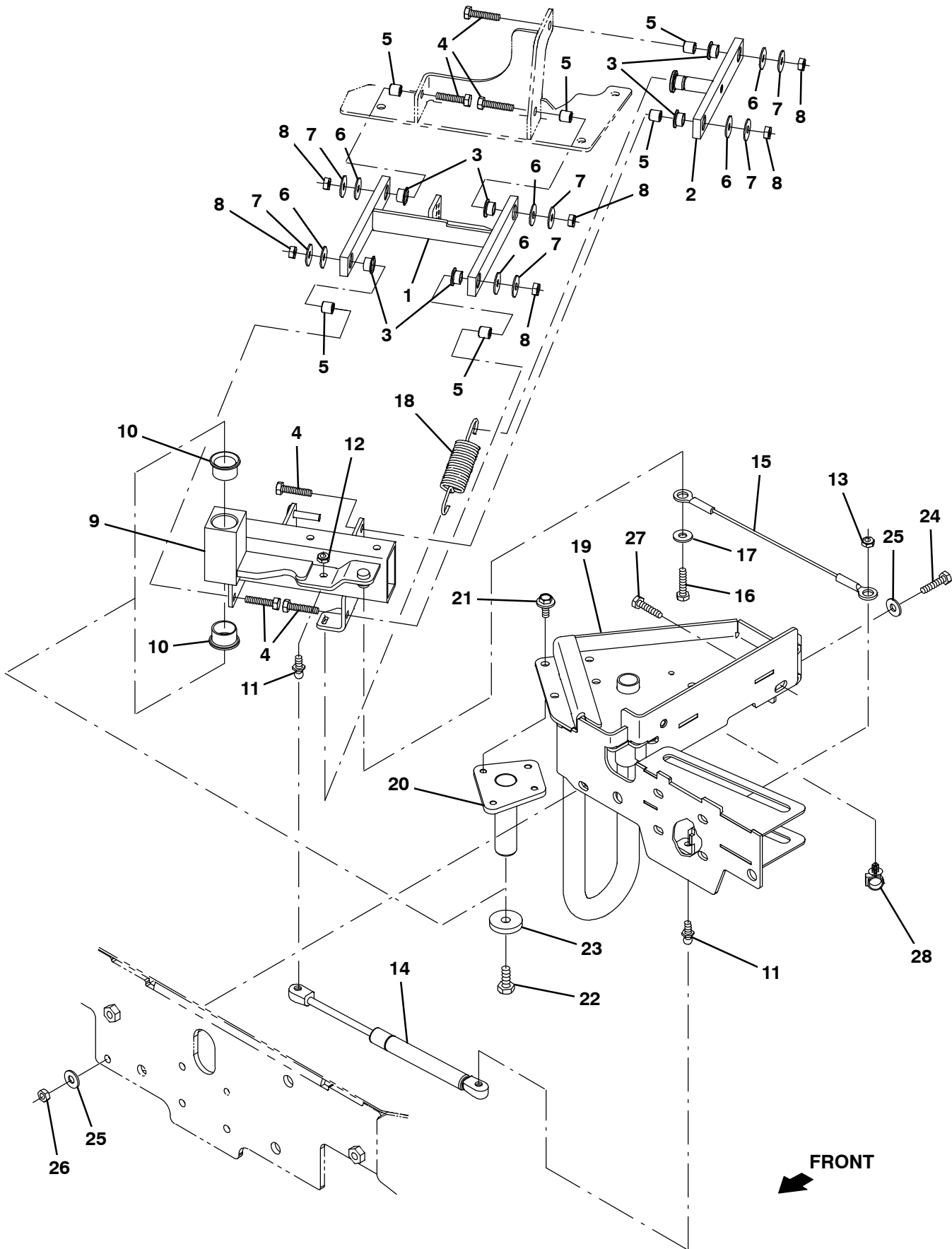


Fig. 30 – Side Brush Pivot Group

Ref.	Part No.	Serial Number	Description	Qty.
1	1052866	(000000–) Arm Wldt, Lower, Sba	1
2	1054061	(000000–) Arm Wldt, Upper	1
3	15648	(000000–) Bushing, Flng, 0.50b 0.59d 0.38l	6
4	09023	(000000–) Screw, Hex, M8 X 1.25 X 35, Fl, Ss	6
5	222460	(000000–) Sleeve, P/M, 0.32b 0.50d 0.5l [430ss]	6
6	1052194	(000000–) Washer, Thrust, 0.34b 1.00d .06 [Garlok]	6
7	01685	(000000–) Washer, Flat, 0.38b 0.88d .08, Ss	6
8	08713	(000000–) Nut, Hex, Lock, M8 X 1.25, NI, Ss	6
9	1052921	(000000–) Pivot Wldt, Sba	1
10	56166	(000000–) Bushing, Flng, 1.00b 1.13d 0.75l	2
11	58494	(000000–) Stud, Ball, .39d .31–16, Gasspring	2
12	01760	(000000–) Nut, Hex, Lock, .31–18, NI, Thin	1
13	1059135	(000000–) Nut, Retainer, .31–18 0.48d 0.20l	1
14	1051379	(000000–) Gasspring, 90lb, 3.9strk	1
15	1057265	(000000–) Cable, Ss .09d 011.5l .50eye /.50eye	1
16	386868	(000000–) Screw, Hex, M8 X 1.25 X 12, Ss	1
17	01685	(000000–) Washer, Flat, 0.38b 0.88d .08, Ss	1
18	1052034	(000000–) Spring, Extn, 1.13od 0.13wir 04.50l	1
19	1053222	(000000–) Bracket Wldt, Mtg, Sba	1
20	1053144	(000000–) Pin Wldt, Pivot	1
21	1037346	(000000–) Screw, Hex, M8 X 1.25 X 25, 9.8, Sems	4
22	09028	(000000–) Screw, Hex, M10 X 1.50 X 25, Ss	1
23	1053146	(000000–) Washer, Thrust, 0.41b 1.50d 0.25w	1
24	09011	(000000–) Screw, Hex, M8 X 1.25 X 30, Ss	3
25	01685	(000000–) Washer, Flat, 0.38b 0.88d .08, Ss	6
26	08713	(000000–) Nut, Hex, Lock, M8 X 1.25, NI, Ss	3
27	09010	(000000–) Screw, Hex, M8 X 1.25 X 25, Ss	2
28	1058537	(000000–) Clip, Wire, Snap-In, .47d	1

Fig. 31 – Side Brush Solution Supply Group

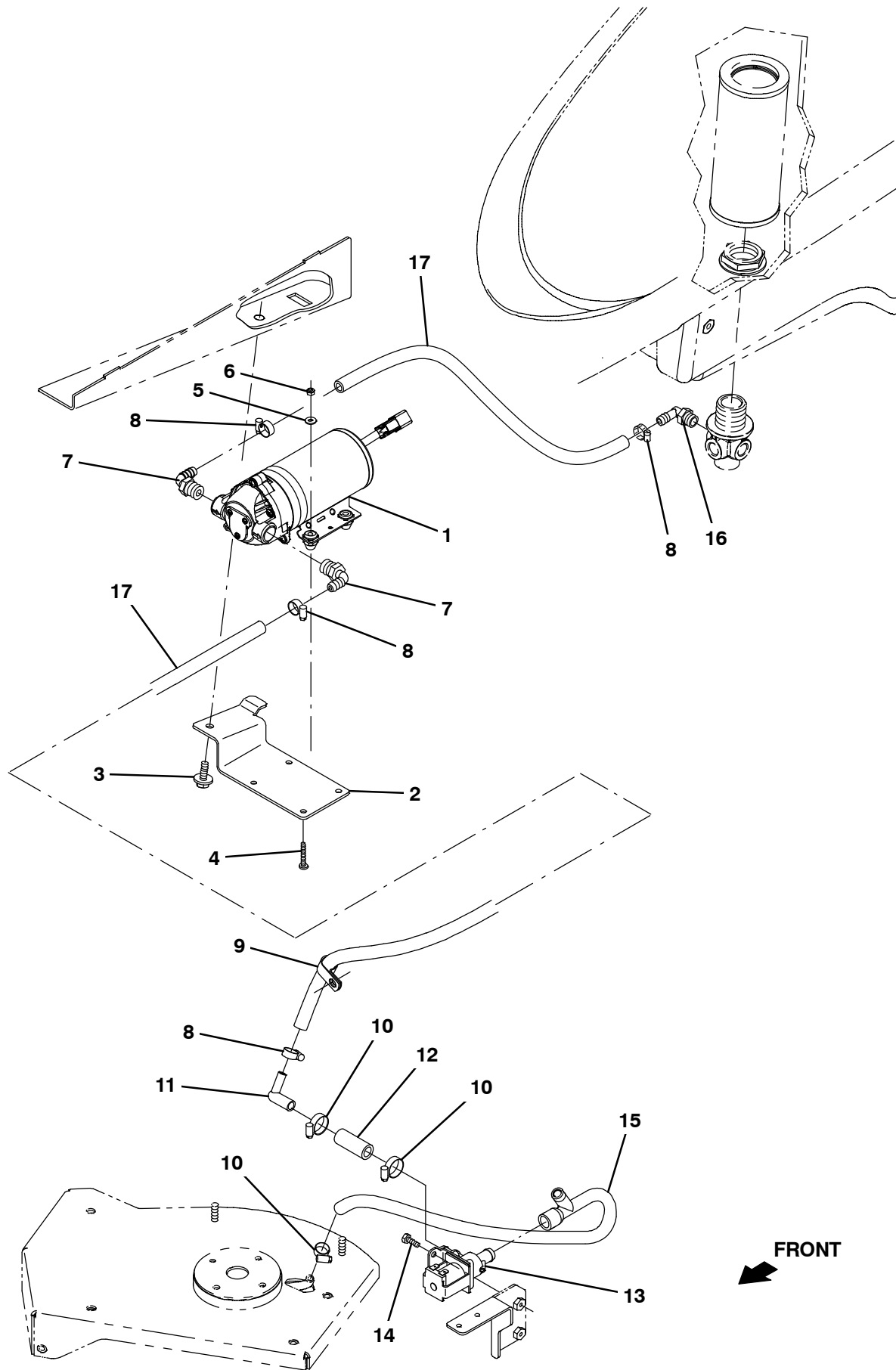


Fig. 31 – Side Brush Solution Supply Group

Ref.	Part No.	Serial Number	Description	Qty.
1	1054897	(000000–) Pump, Soltn, Ele, 36vdc	1
2	1055249	(000000–) Bracket, Pump	1
3	1020341	(000000–) Screw, Hex, M8 X 1.25 X 20, Ss, Sems	1
4	140293	(000000–) Screw, Pan, M5 X 0.80 X 30, Ss	4
5	01683	(000000–) Washer, Flat, 10, Ss	4
6	09739	(000000–) Nut, Hex, Lock, M5 X 0.80, NI, Ss	4
7	1005630	(000000–) Fitting, Plstc, E90, Bm06/Pm06, Nyl	2
8	43844	(000000–) Clamp, Hose, Wormdrive, 0.25–0.62d, .31w	4
9	67767	(000000–) Clamp, Cable, Stl, 0.69d X 0.62w, 1hole	1
10	54333	(000000–) Clamp, Hose, Wormdrive, 0.31–0.88d, .31w	3
11	222376	(000000–) Fitting, Plstc, E90, Bm06/Bm08	1
12	1011403	(000000–) Hose, Afmkt, Pvc, Brd, 0.50id, 01ft, Clr	1
13	1059587	(000000–) Valve, Water, Solenoid, 36Vdc Bm10/Bm10	1
14	15678	(000000–) Screw, Hex, M6 X 1.00 X 16, Ss	2
15	1053615	(000000–) Manifold, Soltn, Sba	1
16	150412	(000000–) Fitting, Plstc, E90, Bm06/Pm06	1
17	1014976	(000000–) Hose, Afmkt, Pvc, Brd, 0.38id, 08ft, Clr	1

Fig. 32 – Side Brush Bumper Group

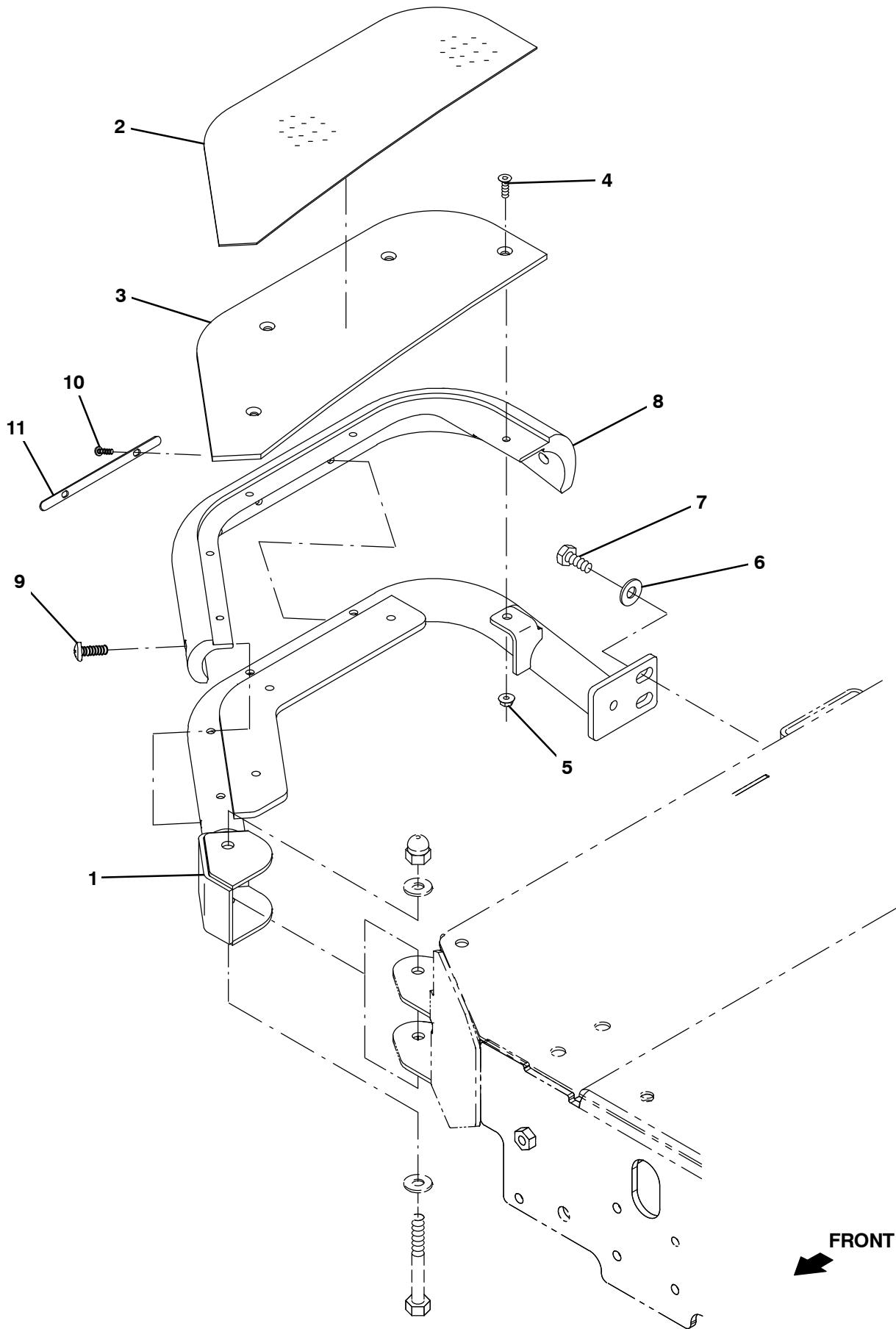


Fig. 32 – Side Brush Bumper Group

Ref.	Part No.	Serial Number	Description	Qty.
1	1060381	(000000–) Guard Wldt, Sba	1
2	1060382	(000000–) Tread, Non–Skid, Step, 06.5w 16.3l, Sba	1
3	1060383	(000000–) Plate, Step	1
4	16879	(000000–) Screw, Flt, Soc, M6 X 1.00 X 20, 10.9	4
5	07790	(000000–) Nut, Hex, Flng, M6 X 1.00	4
6	01686	(000000–) Washer, Flat, 0.44b 1.00d .08, Ss	2
7	09028	(000000–) Screw, Hex, M10 X 1.50 X 25, Ss	2
8	1060380	(000000–) Bumper, Sba	1
9	1031665	(000000–) Screw, Pan, M8 X 1.25 X 25, Blk	2
10	24265	(000000–) Screw, Pan, Phl, M4 X 0.70 X 16, Ss	2
11	1060426	(000000–) Plate, Washer, Bmpr	1

Fig. 33 – Side Brush Electrical Group

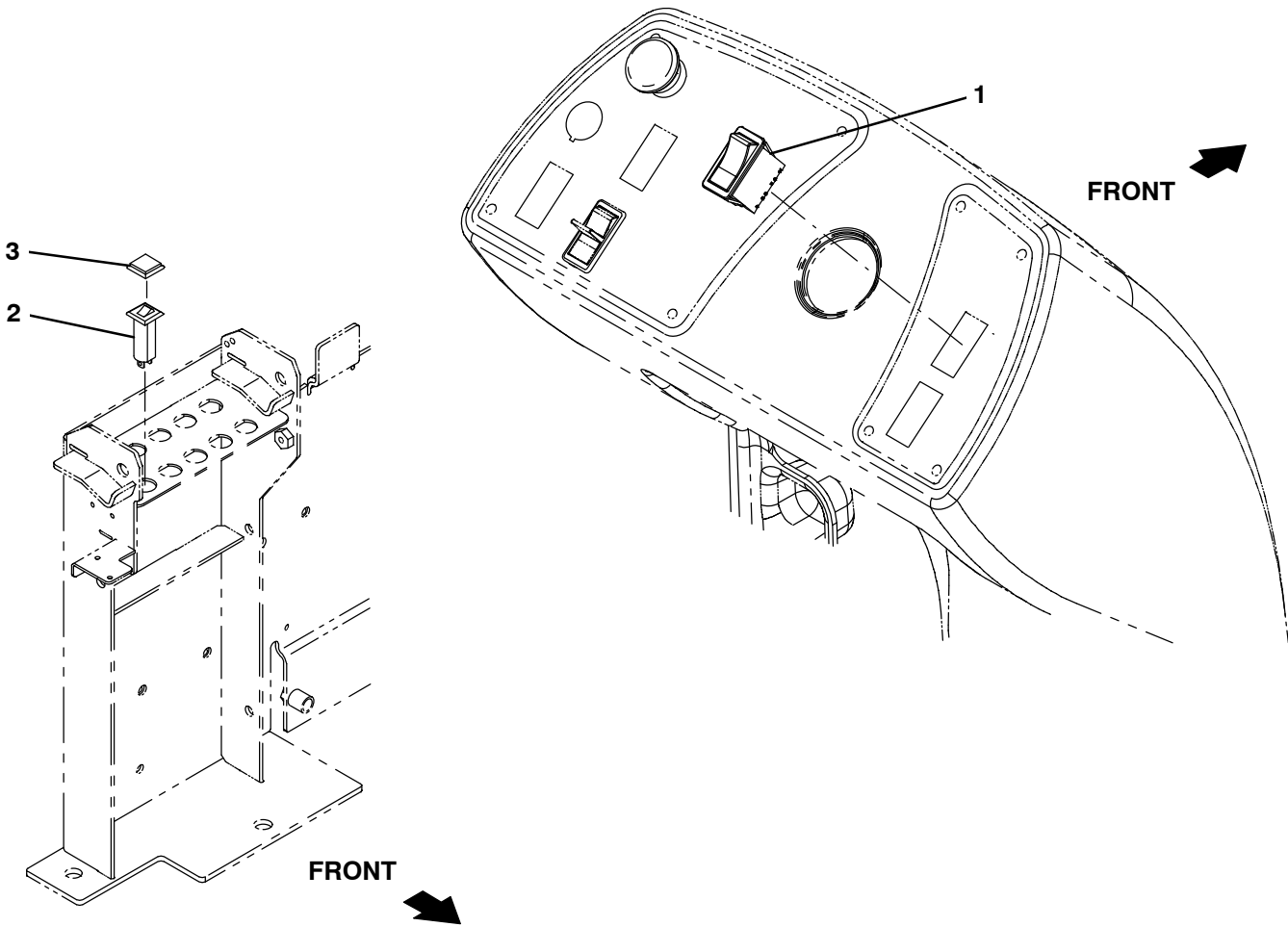


Fig. 33 – Side Brush Electrical Group

Ref.	Part No.	Serial Number	Description	Qty.
1	397889	(000000–) Switch, Rocker, Dpst, On / None / On	1
2	1064184	(000000–) Circuitbreaker, 02.5a, Resetable	1
3	1064191	(000000–) Boot, Circuitbreaker	1

Fig. 34 – Deluxe Seat Kit

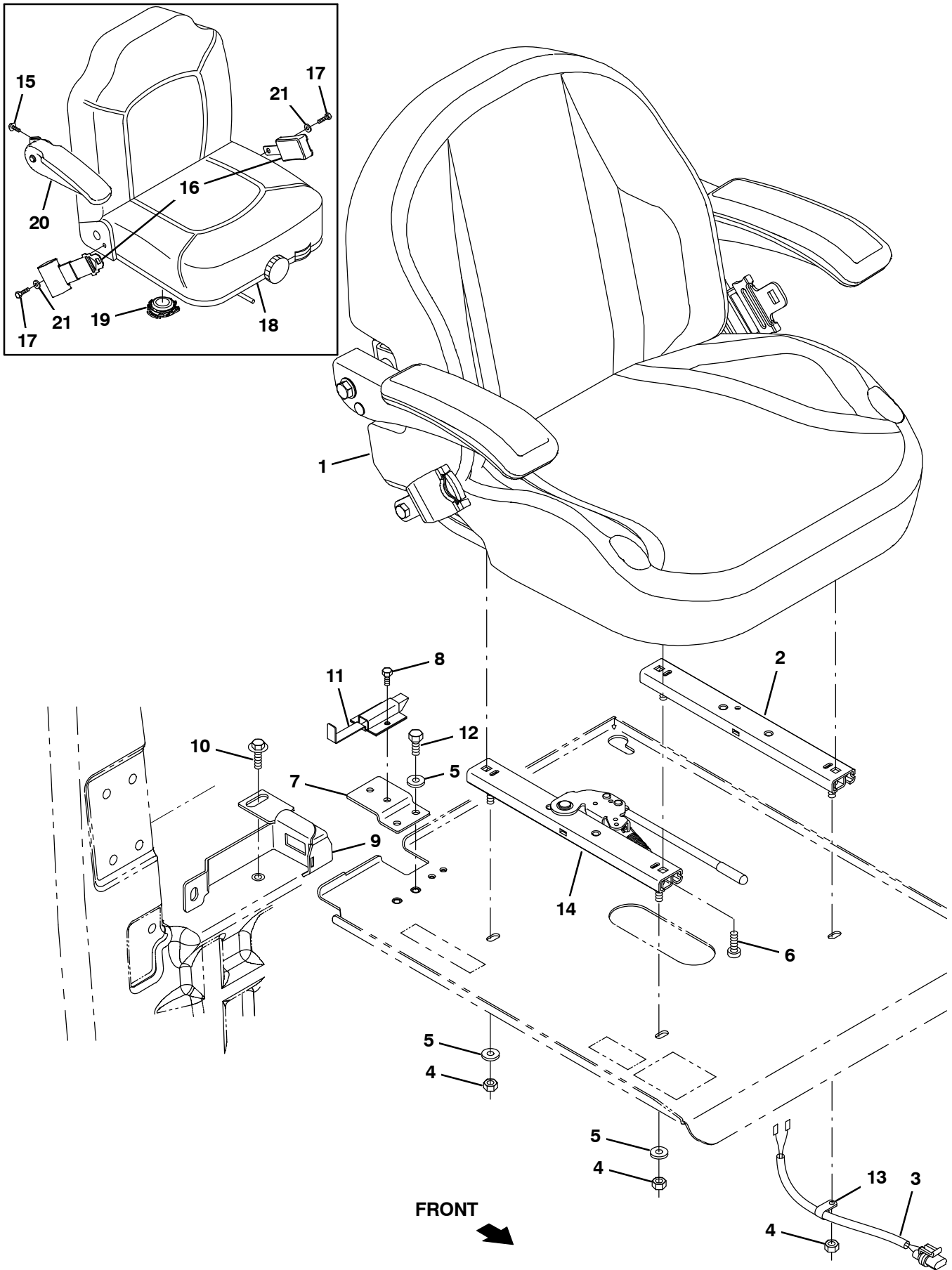


Fig. 34 – Deluxe Seat Kit

	Ref.	Part No.	Serial Number	Description	Qty.
▽		9008033	(000000–) Seat Kit, Dlx, Ci [T16]	1
▲	1	1201428	(025080–) Seat, Dlx, W/ Armrests & Seatbelt	1
▲	2	1017053	(025080–) Rail, Adj, Slide, Seat, 11.5l	1
▲	3	223330	(000000–) Harness, Switch, Seat [7200]	1
▲	4	01760	(000000–) Nut, Hex, Lock, .31–18, NI, Thin	4
▲	5	32491	(000000–) Washer, Flat, 0.31, Std	5
▲	6	49177	(025080–) Screw, Pan, Phl, .31–18 X 1.00, G2	4
▲	7	1059310	(000000–) Bracket, Mtg, Latch	1
▲	8	16735	(000000–) Screw, Hex, M8 X 1.25 X 16, 8.8	2
▲	9	1066535	(000000–) Bracket Wldt, Latch	1
▲	10	1020341	(000000–) Screw, Hex, M8 X 1.25 X 20, Ss, Sems	1
▲	11	1025736	(000000–) Latch	1
▲	12	12312	(000000–) Screw, Hex, M5 X 0.80 X 12, 8.8	2
▲	13	46236	(000000–) Clamp, Cable, Stl, 0.25d X 0.56w, 1hole	1
▲	14	1067353	(025080–) Rail, Adj, Slide, Seat, 11.5l, W/ Latch	1
	15	16953	(000000–025079) Screw, Hex, .31–18 X 0.75, Sems	2
	16	1062792	(000000–025079) Seatbelt, Retractable	1
	17	39663	(000000–025079) Screw, Hex, .44–20 X 1.00, G5	2
▽	18	223595	(000000–025079) Seat, Suspension [Michigan Model V–5200]	1
▲	19	223078	(000000–025079) Switch, Seat, No [Delta 6500]	1
	20	1061917	(000000–025079) Armrest, Rh	1
	21	1063373	(000000–025079) Washer, Flat, 0.45b 1.00d .12, Ss	2

Fig. 35 - Transport Group

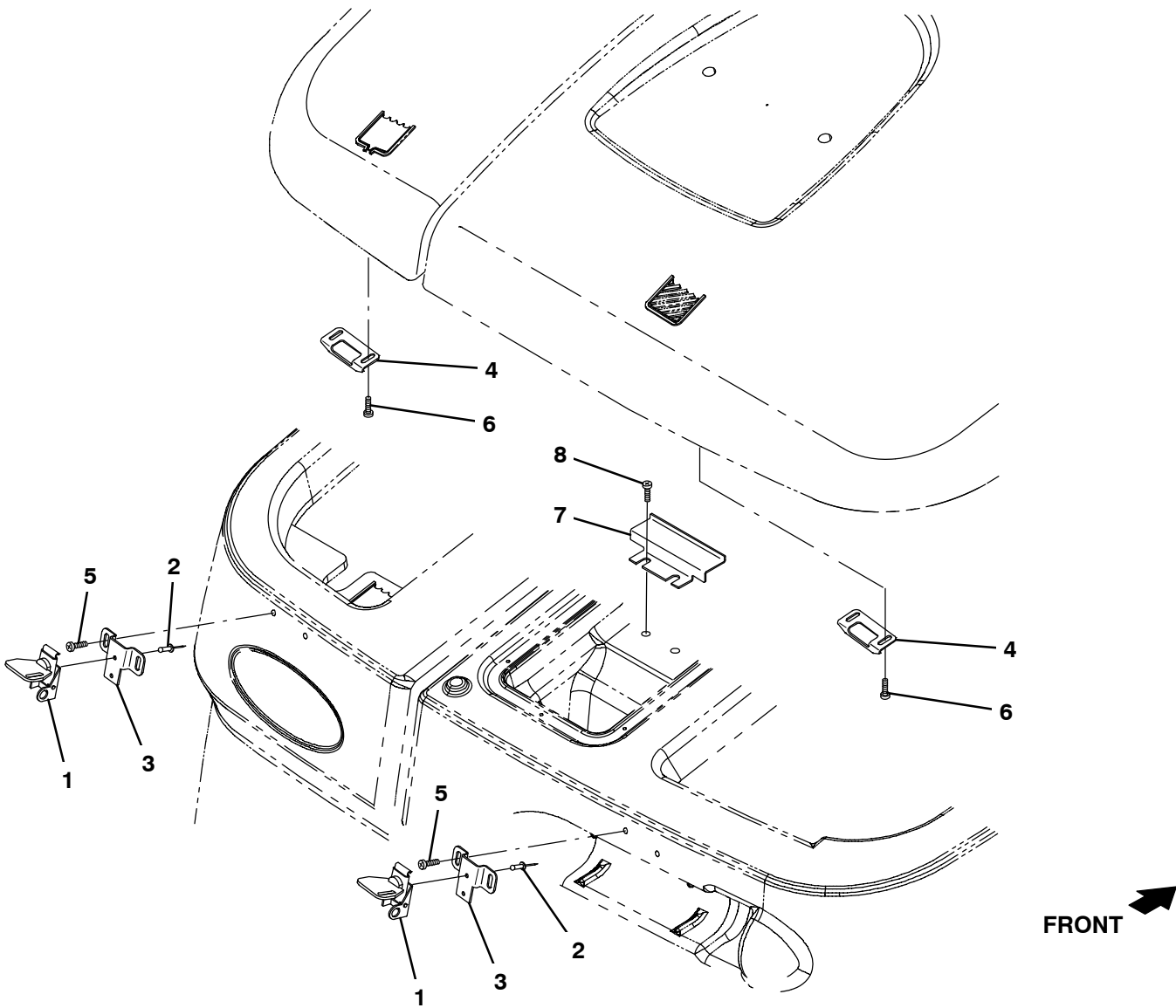
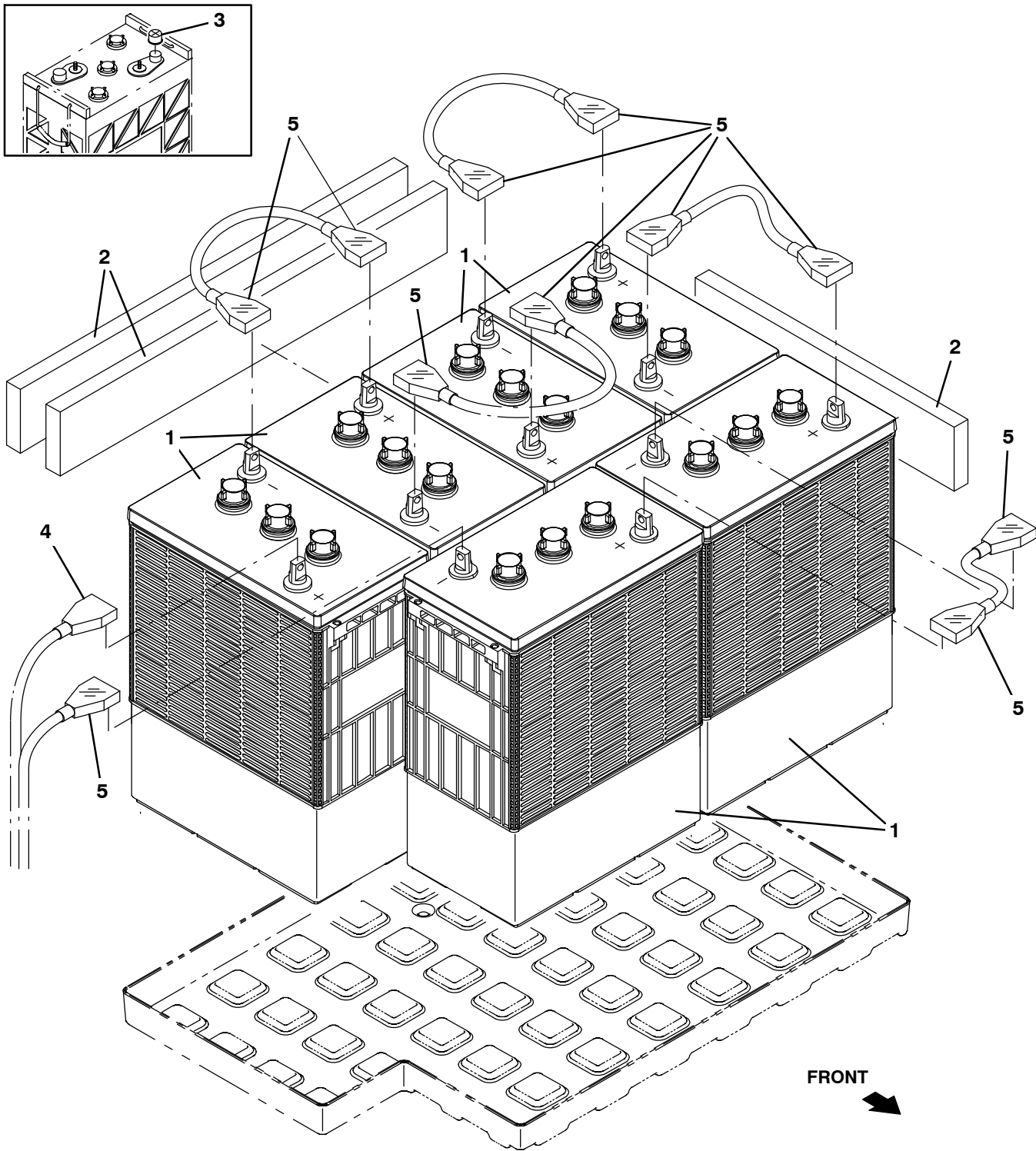


Fig. 35 – Transport Group

Ref.	Part No.	Serial Number	Description	Qty.
1	367949	(000000–) Latch	2
2	08875	(000000–) Rivet, Blind, .125d X 0.54 X .25d, Alm	4
3	1048512	(000000–) Bracket, Mtg, Latch, Tank Cover	2
4	1048474	(000000–) Catch, Latch, Tank Cover	2
5	382320	(000000–) Screw, Pan, Phl, 12–16 X 0.50, F/ Plstc	4
6	49162	(000000–) Screw, Pan, Phl, 08–16 X 0.50, F/ Plstc	4
7	1074792	(000000–) Plate, Retainer	1
8	1018155	(000000–) Screw, Pan, Phl, M5 X 0.80 X 16, Tcut, Ss	2

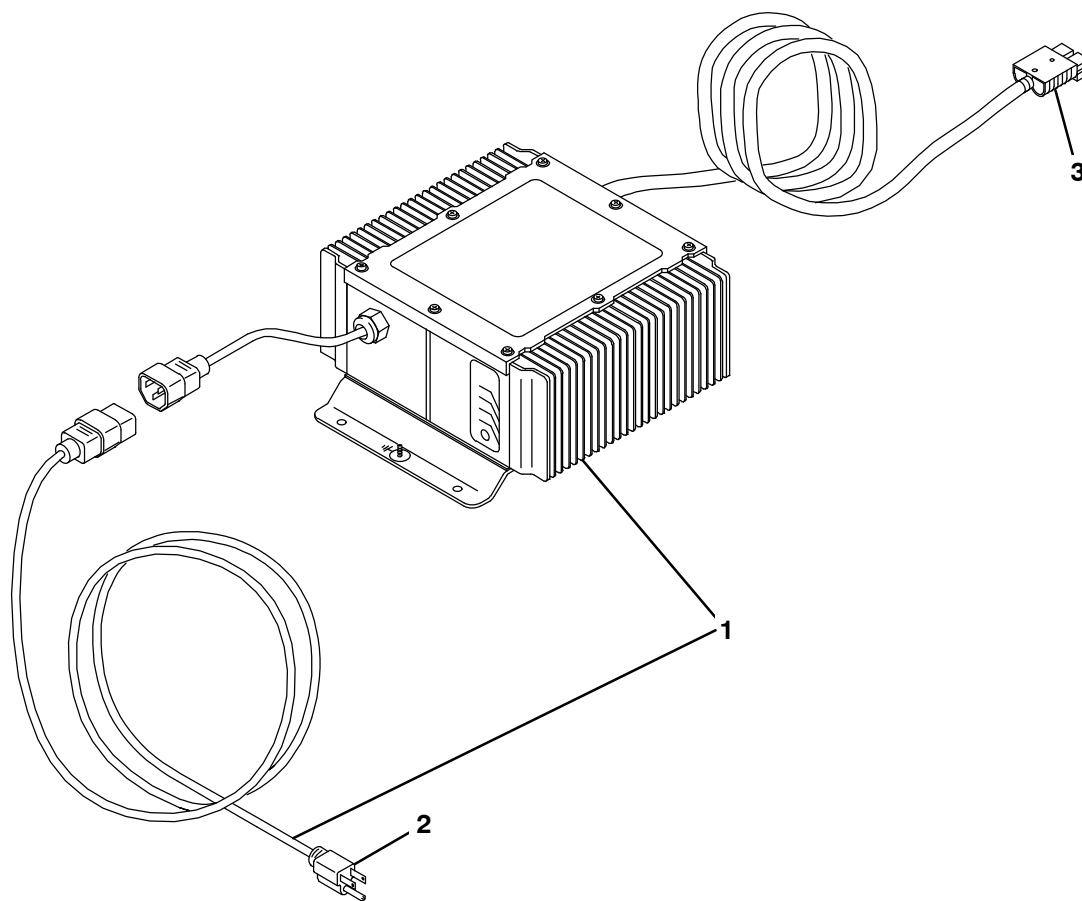
Fig. 36 – Battery Group, 360AH



356160

Ref.	Part No.	Serial Number	Description	Qty.
1	1070587	(000000–)	Battery, Wet, 06Vdc 0360Ah, W/Carton	6
2	222473	(000000–)	Spacer, Battery, 0.75 X 3.0 X 21.0	3
3	223641	(000000–023992)	Cap, Battery	6
4	68873	(023993–)	Boot, Terminal, Battery, 02–01Ga, Red	1
5	68872	(023993–)	Boot, Terminal, Battery, 02–01Ga, Black	11

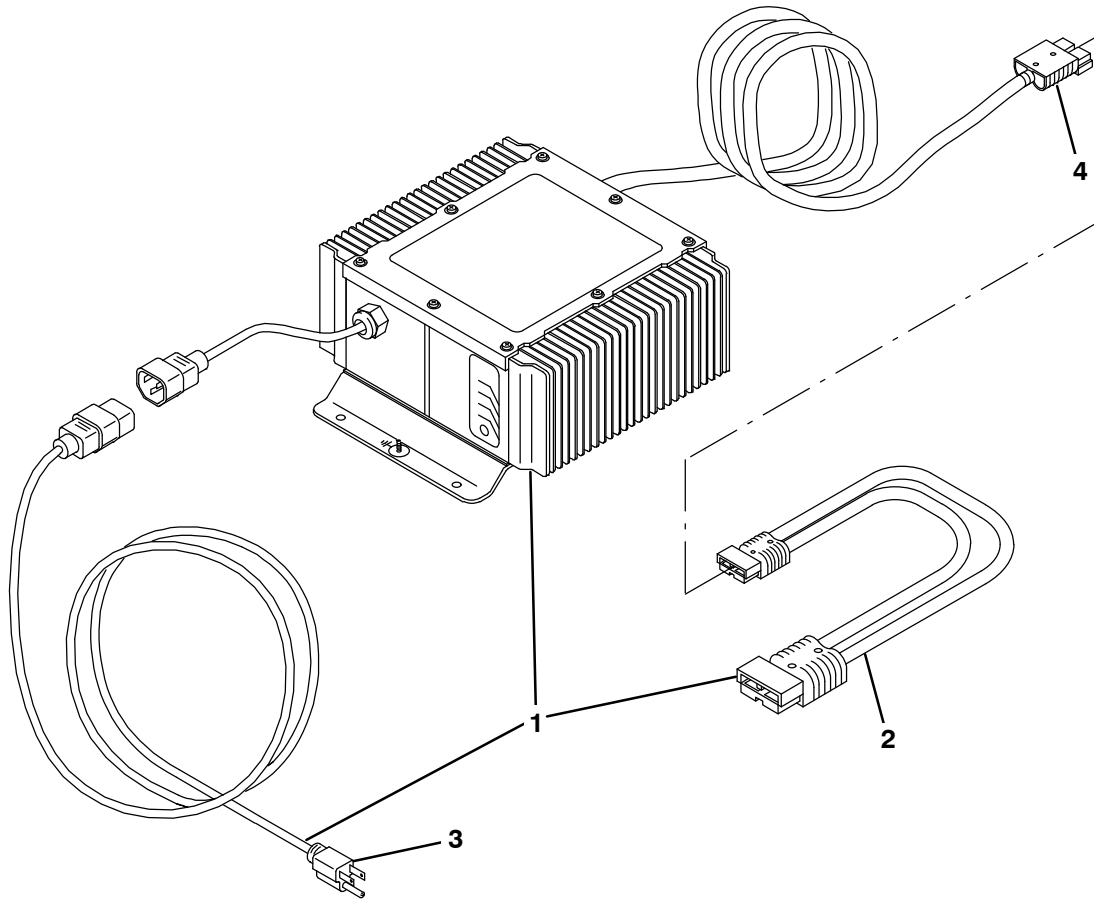
Fig. 37 – Battery Charger Group



356199

	Ref.	Part No.	Serial Number	Description	Qty.
▽	1	9001055	(000000–) Charger Kit, 36vdc 021a, 1ph,Domestic,Ci	1
▲	2	1017079	(000000–) Cord, Extn, 16ga /3, 10ft [Sjt]	1
▲	3	130155	(000000–) Connector, Battery, 6ga 50a, Gray[2cont]	1

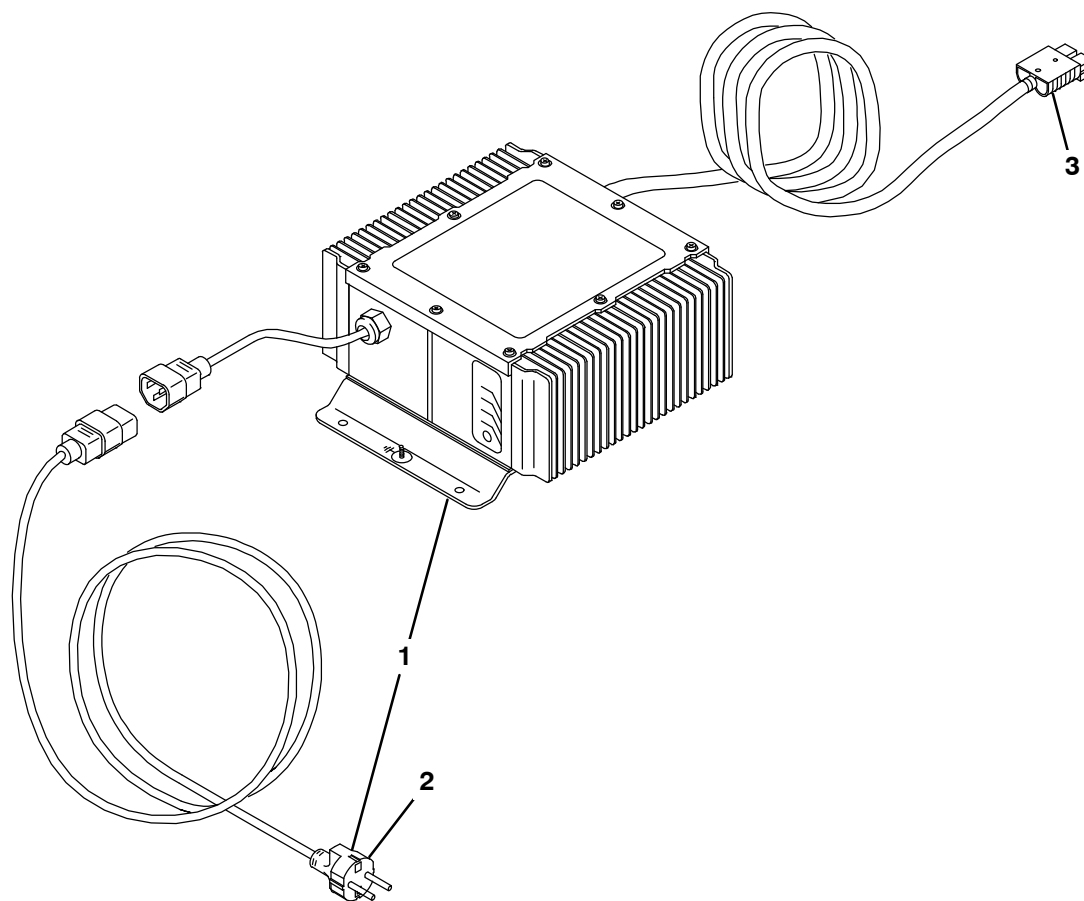
Fig. 38 – Battery Charger Group (Rollout Battery)



356200

	Ref.	Part No.	Serial Number	Description	Qty.
▽	1	9001056	(000000–) Charger Kit, 36vdc, Ci [Domestic/Export]	1
▲	2	223679	(000000–) Cable Assy, 06ga Red / Blk, 050a /175a	1
▲	3	1017079	(000000–) Cord, Extn, 16ga /3, 10ft [Sjt]	1
▲	4	130155	(000000–) Connector, Battery, 6ga 50a, Gray[2cont]	1

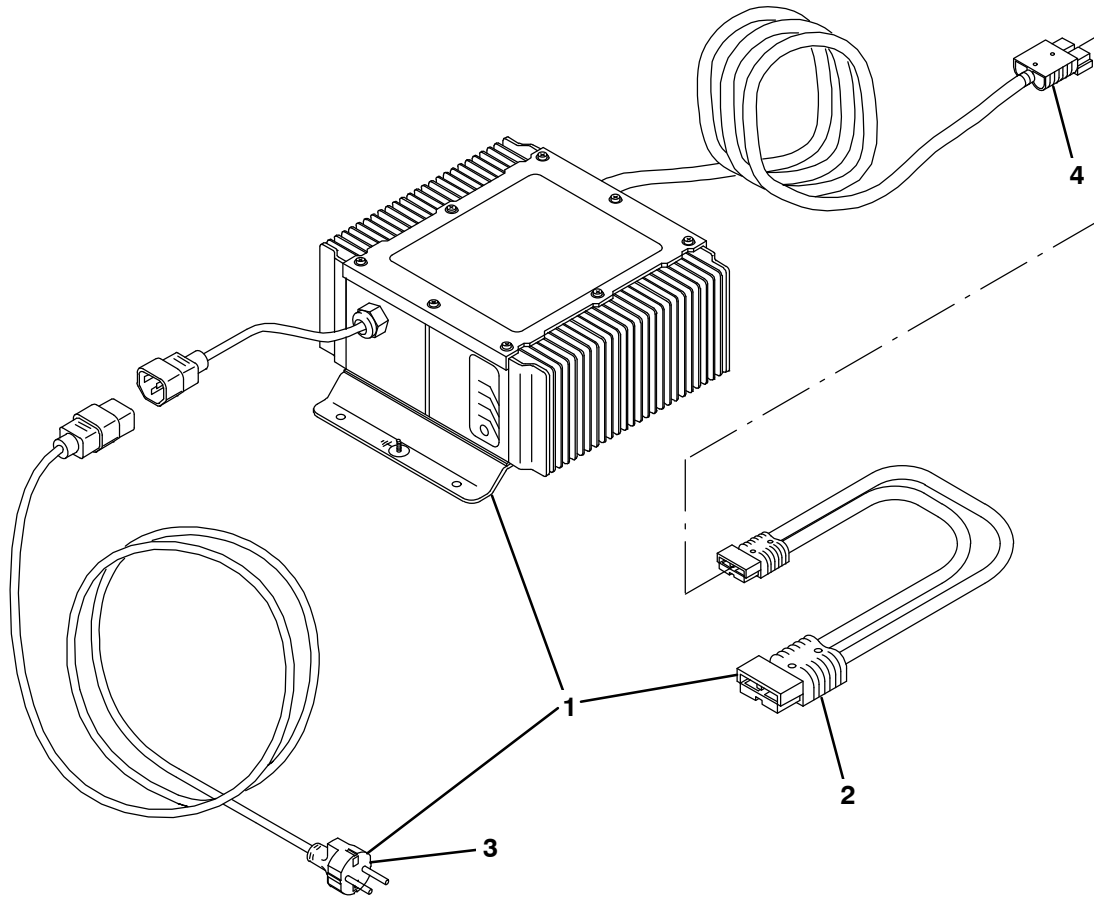
Fig. 39 – Battery Charger Group, International Only



356201

	Ref.	Part No.	Serial Number	Description	Qty.
▽	1	9001062	(000000–)	Charger Kit, 36vdc 021a, 1ph, Ci [Tj]	1
▲	2	1019426	(000000–)	Cord, Chrgr, Ele, Tj	1
▲	3	130155	(000000–)	Connector, Battery, 6ga 50a, Gray[2cont]	1

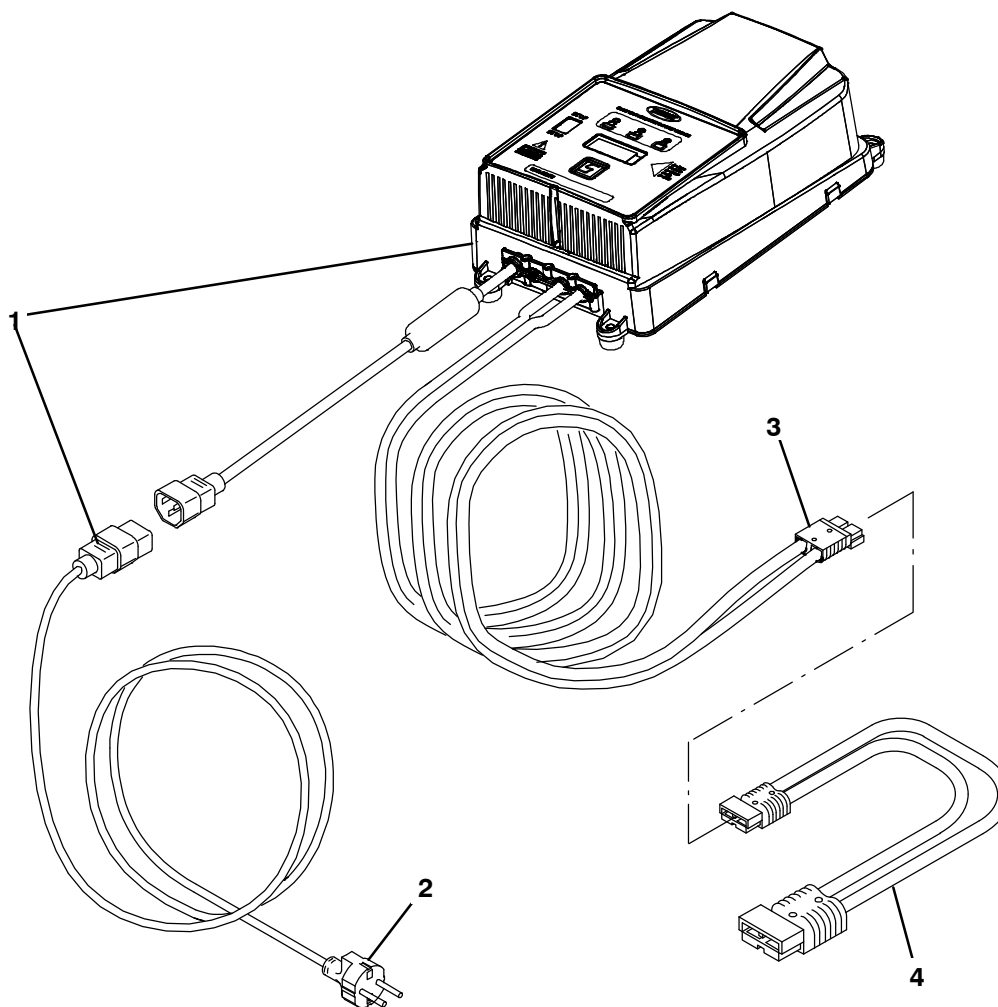
Fig. 40 – Battery Charger Group, International Only (Rollout Battery)



356202

	Ref.	Part No.	Serial Number	Description	Qty.
▽	1	9001057	(000000–) Charger Kit, 36vdc 021a, 1ph, Ci [Tj]	1
▲	2	223679	(000000–) Cable Assy, 06ga Red / Blk, 050a /175a	1
▲	3	1019426	(000000–) Cord, Chrgr, Ele, Tj	1
▲	4	130155	(000000–) Connector, Battery, 6ga 50a, Gray[2cont]	1

Fig. 41 – Battery Charger Group, China Only (Rollout Battery)



356697

Ref.	Part No.	Serial Number	Description	Qty.
▽	9015275	(000000–) Charger Kit, 36vdc, 30a, Rollout, [Asia]	1
▲▽	1 1071798	(000000–) Charger, 36vdc 030a Wet Sb050g 230vac	1
▲▲	2 1043746	(000000–) Cable, Charger Eu, Bc5 & Bc7	1
▲▲	3 130155	(000000–) Connector, Battery, 6ga 50a, Gray[2cont]	1
▲	4 223679	(000000–) Cable Assy, 06ga Red / Blk, 050a /175a	1

Fig. 42 – Onboard Charger Group

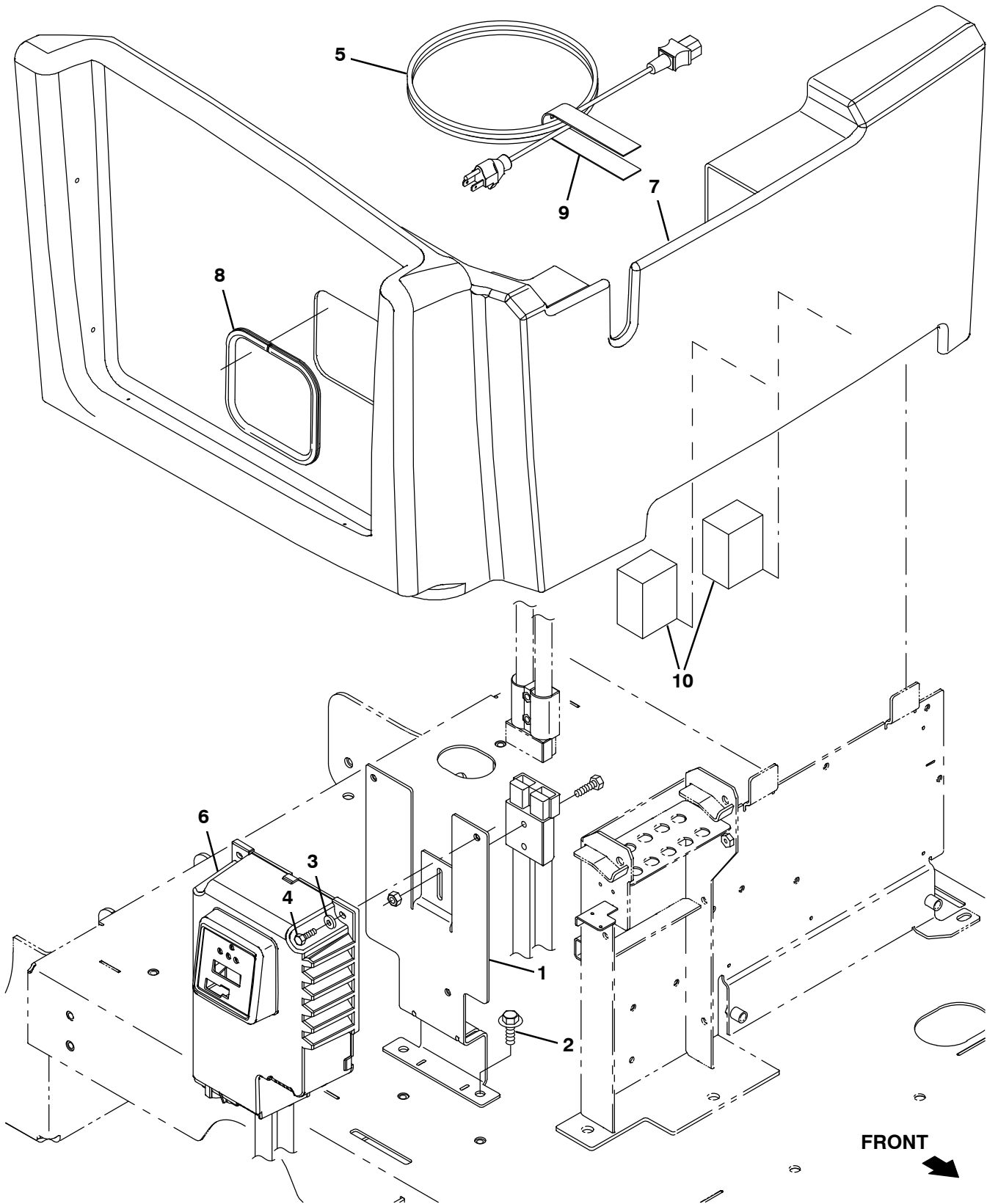


Fig. 42 – Onboard Charger Group

Ref.	Part No.	Serial Number	Description	Qty.	
1	1064476	(000000–) Bracket Wldt, Mtg, Chrgr	1	
2	1037346	(000000–) Screw, Hex, M8 X 1.25 X 25, 9.8, Sems	2	
3	01684	(000000–) Washer, Flat, 0.27b 0.69d .05, Ss	3	
4	09252	(000000–) Screw, Hex, M5 X 0.80 X 20, 8.8	3	
5	1025642	(000000–) Cord, Power, 16/3, 15ft Blk [Us]	1	
▽	6	1066118	(000000–) Charger, 36vdc 20a 115vac [Ob Us]	1
▲		1030692	(000000–) Fuse, 15a, Replmt	1
▽	6	1066113	(000000–) Charger, 36vdc 20a 100vac [Ob Jp]	1
▲		1030692	(000000–) Fuse, 15a, Replmt	1
▽	6	1066112	(000000–) Charger, 36vdc 20a 230/240vac [Ob Exp]	1
▲		1030692	(000000–) Fuse, 15a, Replmt	1
	7	9008663	(000000–) Shroud, Seat, Chrgr, Afmkt [T16]	1
	8	1020170	(000000–) Molding, Afmkt, Trim, Pvc, .08 .11, 02ft	1
	9	1059534	(000000–) Fastener, 09.00l [Hook & Loop]	1
	10	1068622	(000000–) Seal, Rbr, Clsd, 1.50, 2.00w, 2.75l	2

Fig. 43 - Rollout Battery Seat Support Group

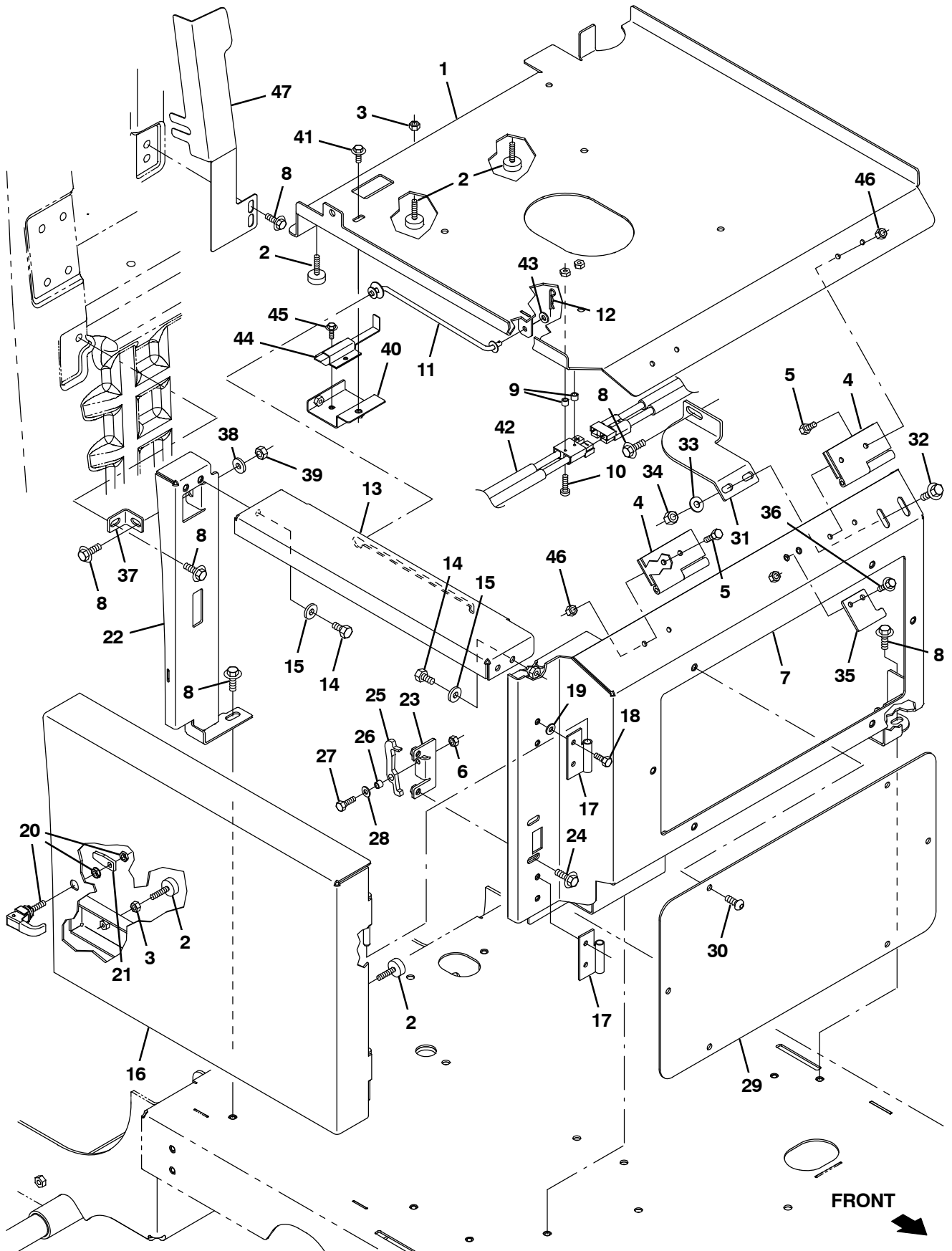


Fig. 43 – Rollout Battery Seat Support Group

Ref.	Part No.	Serial Number	Description	Qty.
1	9008168	(000000-) Plate, Seat,R/O Battery, Afmkt	1
2	20802	(000000-) Bumper, Rbr, 1.0d 0.38th .25-20	5
3	75934	(000000-) Nut, Hex, Lock, .25-20, NI	5
4	223248	(000000-) Hinge, .25pin .12 4.0w 04.0l, 4/0.30h	2
5	06942	(000000-) Screw, Hex, M6 X 1.00	8
6	08708	(000000-) Nut, Hex, Lock, M6 X 1.00, NI	1
7	1055849	(000000-) Shroud Wldt, Battery	1
8	1020341	(000000-) Screw, Hex, M8 X 1.25 X 20, Ss, Sems	8
9	140154	(000000-) Sleeve, P/M, 0.25b 0.38d 0.3l, PI	2
10	32746	(000000-) Screw, Pan, Phl, M6 X 1.00 X 35, Ss	2
11	1056168	(000000-) Rod Wldt, Prop	1
12	86866	(000000-) Pin, Cotter, Hair, 0.38d .072 Wir	1
13	1055854	(000000-) Angle, Shrd, Battery	1
14	16735	(000000-) Screw, Hex, M8 X 1.25 X 16, 8.8	2
15	01685	(000000-) Washer, Flat, 0.38b 0.88d .08, Ss	2
16	9008167	(000000-) Door, R/O Battery, Afmkt	1
17	394963	(000000-) Hinge Wldt	2
18	06942	(000000-) Screw, Hex, M6 X 1.00	8
19	32483	(000000-) Washer, Flat, 0.25, Sae	4
20	1065134	(000000-) Latch, Cmpr, Yel Grip	1
21	1026352	(000000-) Pawl, Str	1
22	1055861	(000000-) Support Wldt, Hsng, Battery	1
23	1056211	(000000-) Bracket, Mtg	1
24	763045	(000000-) Screw, Hex, M8 X 1.25 X 20, Fmg	2
25	1056162	(000000-) Bar, Retainer, Battery	1
26	140154	(000000-) Sleeve, P/M, 0.25b 0.38d 0.3l, PI	1
27	06944	(000000-) Screw, Hex, M6 X 1.00 X 25, 8.8	1
28	32483	(000000-) Washer, Flat, 0.25, Sae	1
29	9008166	(000000-) Cover, R/O Battery, Afmkt	1
30	393135	(000000-) Screw, Btn, M8 X 1.25 X 20, Blk	6
31	1059627	(000000-) Bracket, Sppt, Shrd	1
32	1037346	(000000-) Screw, Hex, M8 X 1.25 X 25, 9.8, Sems	2
33	32491	(000000-) Washer, Flat, 0.31, Std	2
34	08709	(000000-) Nut, Hex, Lock, M8 X 1.25, NI	2
35	1059659	(000000-) Plate, Stop, Hinge	1
36	1036892	(000000-) Screw, Hex, M6 X 1.00 X 25, 9.8, Sems	2
37	1055862	(000000-) Angle, Sppt, Battery	1
38	32491	(000000-) Washer, Flat, 0.31, Std	1
39	08709	(000000-) Nut, Hex, Lock, M8 X 1.25, NI	1
40	1056400	(000000-) Bracket, Mtg, Latch	1
41	1040467	(000000-) Screw, Hex, M6 X 1.00 X 20, 9.8, Sems	2
42	1062114	(000000-) Cable Assy, Battery, 02ga [Sb175]	2
43	01684	(000000-) Washer, Flat, 0.27b 0.69d .05, Ss	1
44	1025736	(000000-) Latch	1
45	12312	(000000-) Screw, Hex, M5 X 0.80 X 12, 8.8	2
46	41359	(000000-) Nut, Hex, Std, M6 X 1.00, 8	8
47	1067974	(000000-) Cover, Wire	1

Fig. 44 – Rollout Battery Case Group

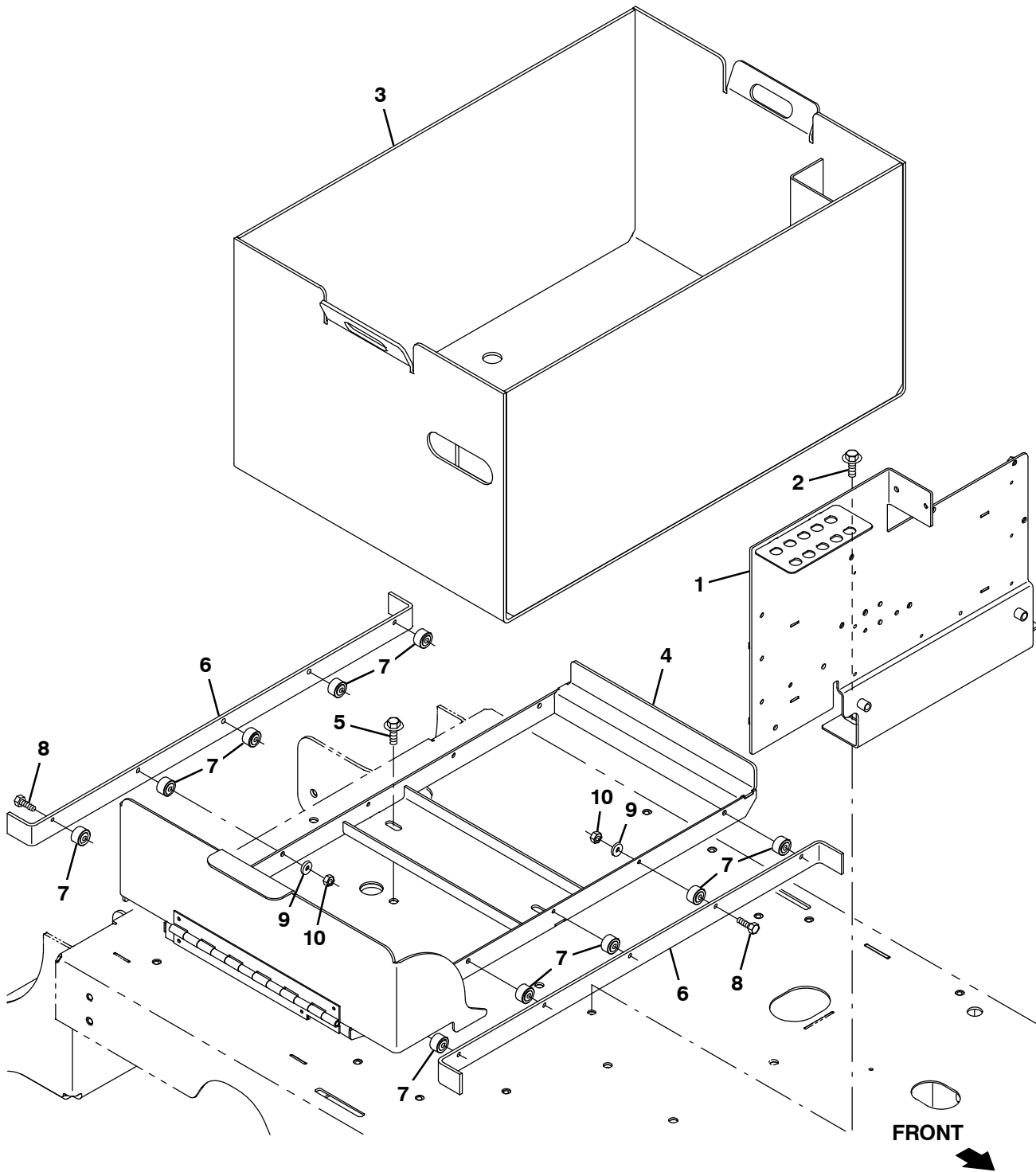


Fig. 44 – Rollout Battery Case Group

Ref.	Part No.	Serial Number	Description	Qty.
1	1056402	(000000–) Panel Wldt, Mtg, Contactor	1
2	1037346	(000000–) Screw, Hex, M8 X 1.25 X 25, 9.8, Sems	3
3	1035140	(000000–) Housing Wldt, Battery, R/O [No Battery]	1
4	1055710	(000000–) Bracket Wldt, Mtg, Battery [Rlr]	1
5	1020341	(000000–) Screw, Hex, M8 X 1.25 X 20, Ss, Sems	4
6	1055707	(000000–) Channel, .18, 27.8w 2.3 0.9l, 5/0.3h	2
7	369415	(000000–) Bearing, Needle, 0.25b 0.88d 0.50w	10
8	01699	(000000–) Screw, Hex, .25–20 X 1.25, Ss	10
9	01684	(000000–) Washer, Flat, 0.27b 0.69d .05, Ss	10
10	41169	(000000–) Nut, Hex, Lock, .25–20, NI, Ss	10

Fig. 45 – Rollout Battery Cart Group

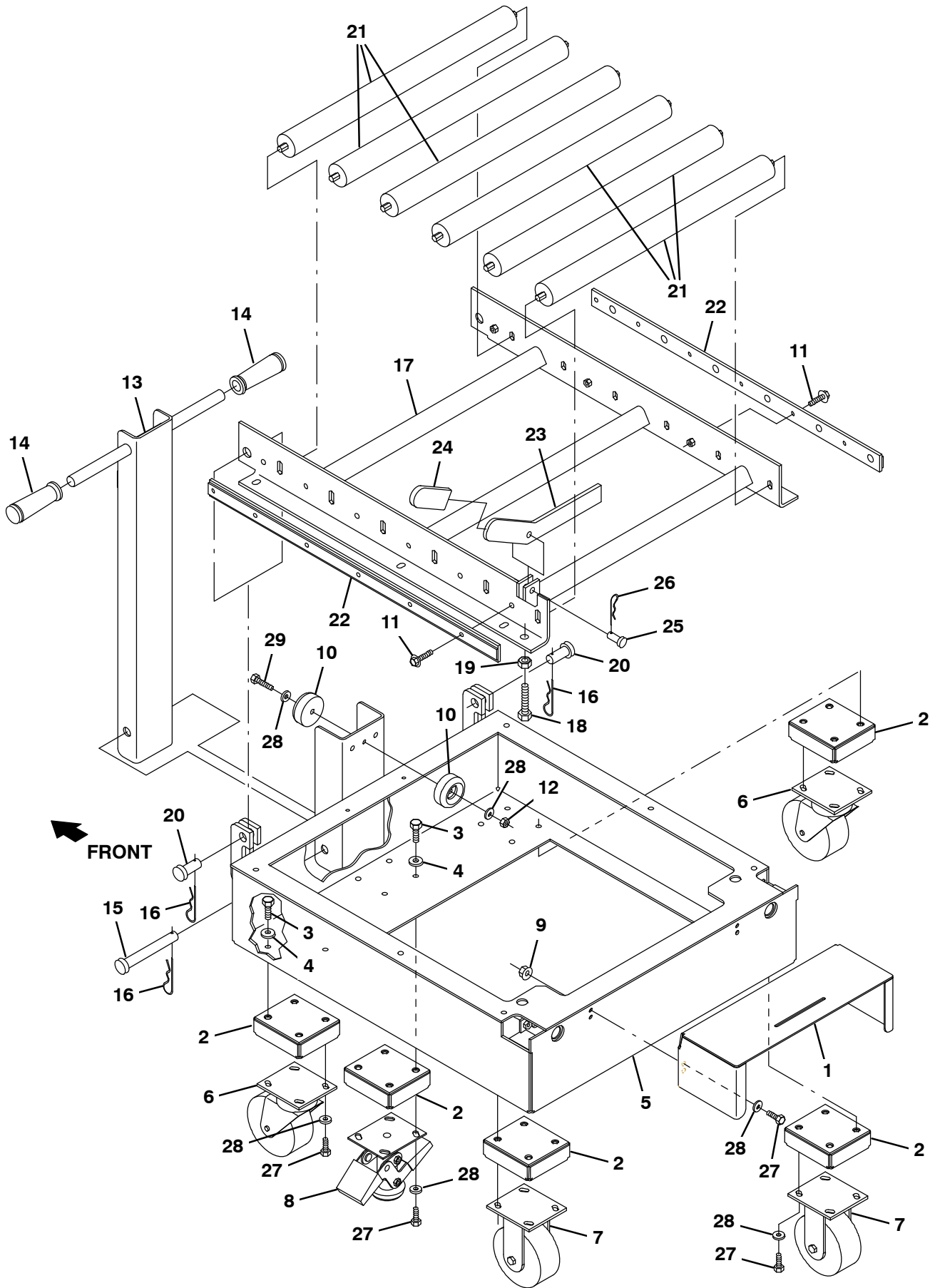


Fig. 45 – Rollout Battery Cart Group

Ref.	Part No.	Serial Number	Description	Qty.
▽	9009671	(000000-) Cart Kit, Battery, R/O, Afmkt[T16]	1
▲	1 1056296	(000000-) Bumper, Battery	1
▲	2 1056284	(000000-) Housing Wldt, Sppt	5
▲	3 39283	(000000-) Screw, Hex, M10 X 1.50 X 25, 8.8	20
▲	4 32492	(000000-) Washer, Flat, 0.38, Std	20
▲	5 369435	(000000-) Frame, Cart, Battery [7200]	1
▲	6 1049046	(000000-) Caster, Swivel, 5.0d 2.0w, 4hole, Gray	2
▲	7 1049021	(000000-) Caster, Rigid, 5.0d X 2.0w, 4hole	2
▲	8 377328	(000000-) Lock, Floor	1
▲	9 07791	(000000-) Nut, Hex, Flng, M8 X 1.25	4
▲	10 369481	(000000-) Bumper, Rbr, 2.5d X 1.00	2
▲	11 1037355	(000000-) Screw, Hex, M8 X 1.25 X 35, 9.8, Sems	12
▲	12 08709	(000000-) Nut, Hex, Lock, M8 X 1.25, NI	1
▲	13 369470	(000000-) Handle Wldt, Battery Cart	1
▲	14 1066506	(000000-) Grip, Handle, Rnd	2
▲	15 54660	(000000-) Pin, Clevis, 0.75d X 5.50l	1
▲	16 55094	(000000-) Pin, Cotter, Hair, 0.75d .148 Wir	3
▲	17 369462	(000000-) Frame Wldt, Mtg, Rlr	1
▲	18 06416	(000000-) Screw, Hex, M12 X 1.75 X 50, FI	2
▲	19 39313	(000000-) Nut, Hex, Std, M12 X 1.75	2
▲	20 02141	(000000-) Pin, Clevis, 0.75d X 1.69l	2
▲	21 369371	(000000-) Roller Assy, 1.90d 23.66l, Stl	6
▲	22 369466	(000000-) Retainer, Shaft, Rlr	2
▲	23 369496	(000000-) Arm, Flat, Stop, Battery, 0.31	1
▲	24 385612	(000000-) Grip, Handle	1
▲	25 58078	(000000-) Pin, Clevis, 0.50d X 1.25l	1
▲	26 21120	(000000-) Pin, Cotter, Hair, 0.43d .079 Wir	1
▲	27 16931	(000000-) Screw, Hex, M8 X 1.25 X 20, 8.8	24
▲	28 32490	(000000-) Washer, Flat, 0.25, Std	26
▲	29 41342	(000000-) Screw, Hex, M8 X 1.25 X 40, 8.8	1

Fig. 46 – Rollout Battery Telemetry Group

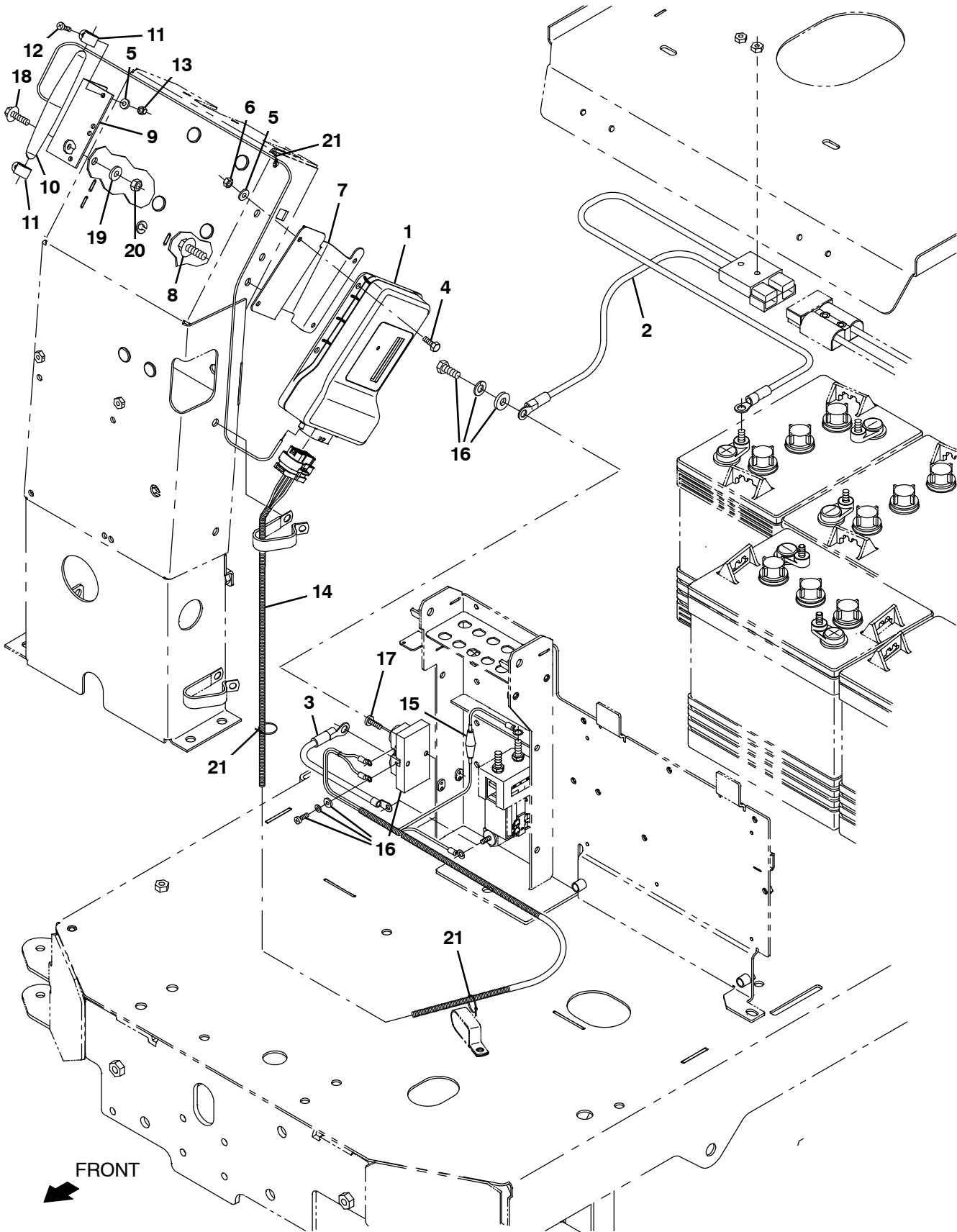
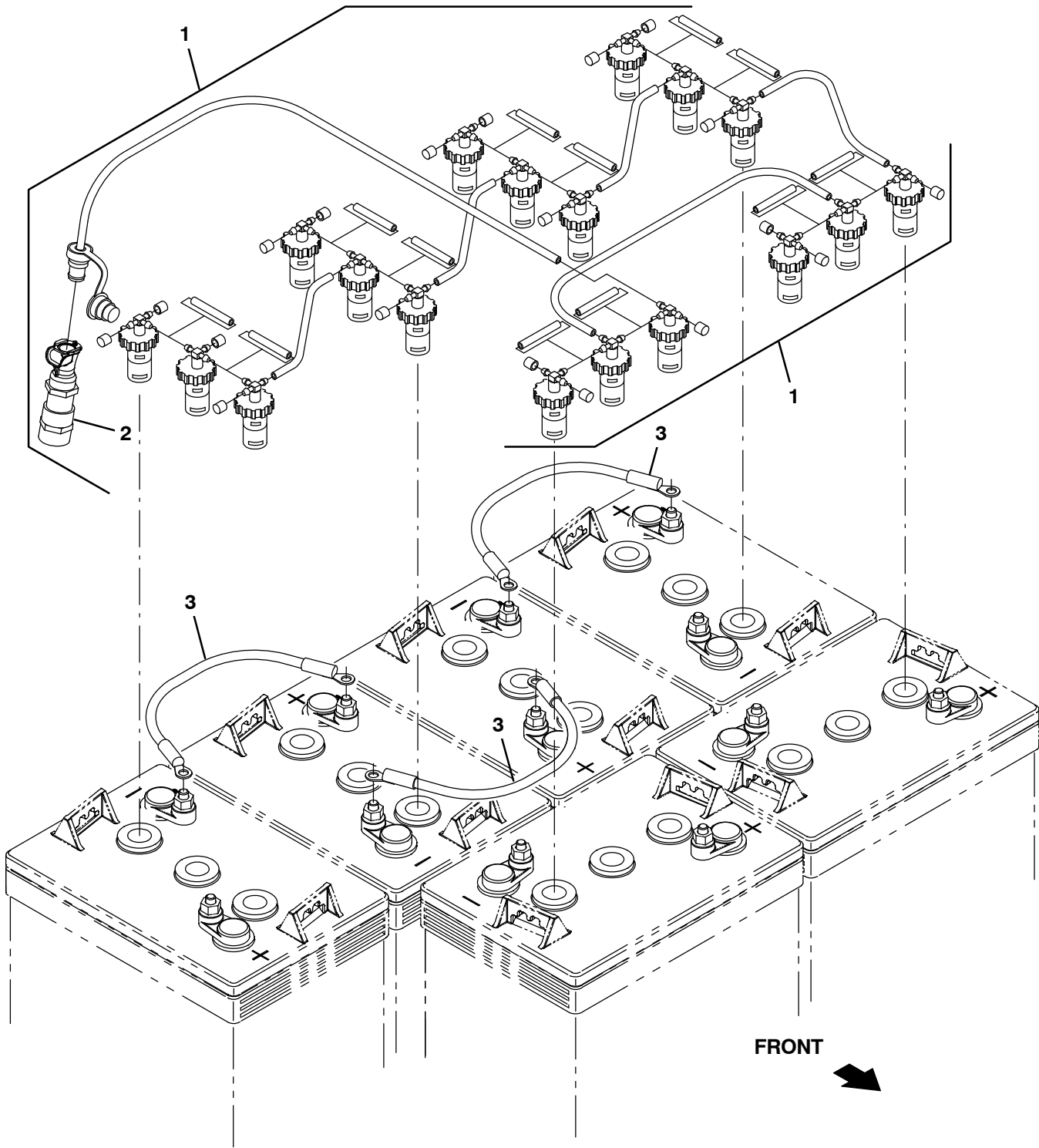


Fig. 46 – Rollout Battery Telemetry Group

Ref.	Part No.	Serial Number	Description	Qty.	
1	9010085	(000000–) Control Box Assy Kit, Replmt, Telem[Usa]	1	
1	9010086	(000000–) Control Box Assy Kit, Replmt, Telem[Can]	1	
2	1070414	(000000–) Cable Assy, 2ga, Telem [T16 Rollout]	1	
3	1070358	(000000–) Cable, 2ga, Blk, Telem [T16]	1	
4	12312	(000000–) Screw, Hex, M5 X 0.80 X 12, 8.8	4	
5	01683	(000000–) Washer, Flat, 10, Ss	6	
6	06549	(000000–) Nut, Hex, Lock, M5 X 0.80, NI	4	
7	1069852	(000000–) Bracket, Telem [T16]	1	
8	1020341	(000000–) Screw, Hex, M8 X 1.25 X 20, Ss, Sems	1	
9	1070402	(000000–) Angle, Mtg, Antenna, Telem	1	
10	1070659	(000000–) Antenna, Telem, 70 In [Gprs]	1	
11	140916	(000000–) Clamp, Cable, Nyl, 0.62d, Nat	1	
12	49697	(000000–) Screw, Pan, Phl, M4 X 0.70 X 10, Ss	2	
13	33932	(000000–) Nut, Hex, Lock, M4 X 0.70, NI, Ss	2	
▽	14	1070108	(000000–) Harness, Ele, Telem [T16]	1
▲	15	9009990	(000000–) Fuse, 002a, 250vdc, Cartridge	1
	16	1070384	(000000–) Shunt, 050mv 250a	1
	17	06927	(000000–) Screw, Pan, Phl, M4 X 0.70 X 16, 4.8	1
	18	1040467	(000000–) Screw, Hex, M6 X 1.00 X 20, 9.8, Sems	2
	19	82483	(000000–) Tube, 0.30id 0.40od 01.0l, Stl, PI	2
	20	08708	(000000–) Nut, Hex, Lock, M6 X 1.00, NI	2
	21	49266	(000000–) Tie, Cable, Nyl, 07.3l .19w 1.8 Max D	3

Fig. 47 – Flow-Rite™ Battery Water Manifold Group

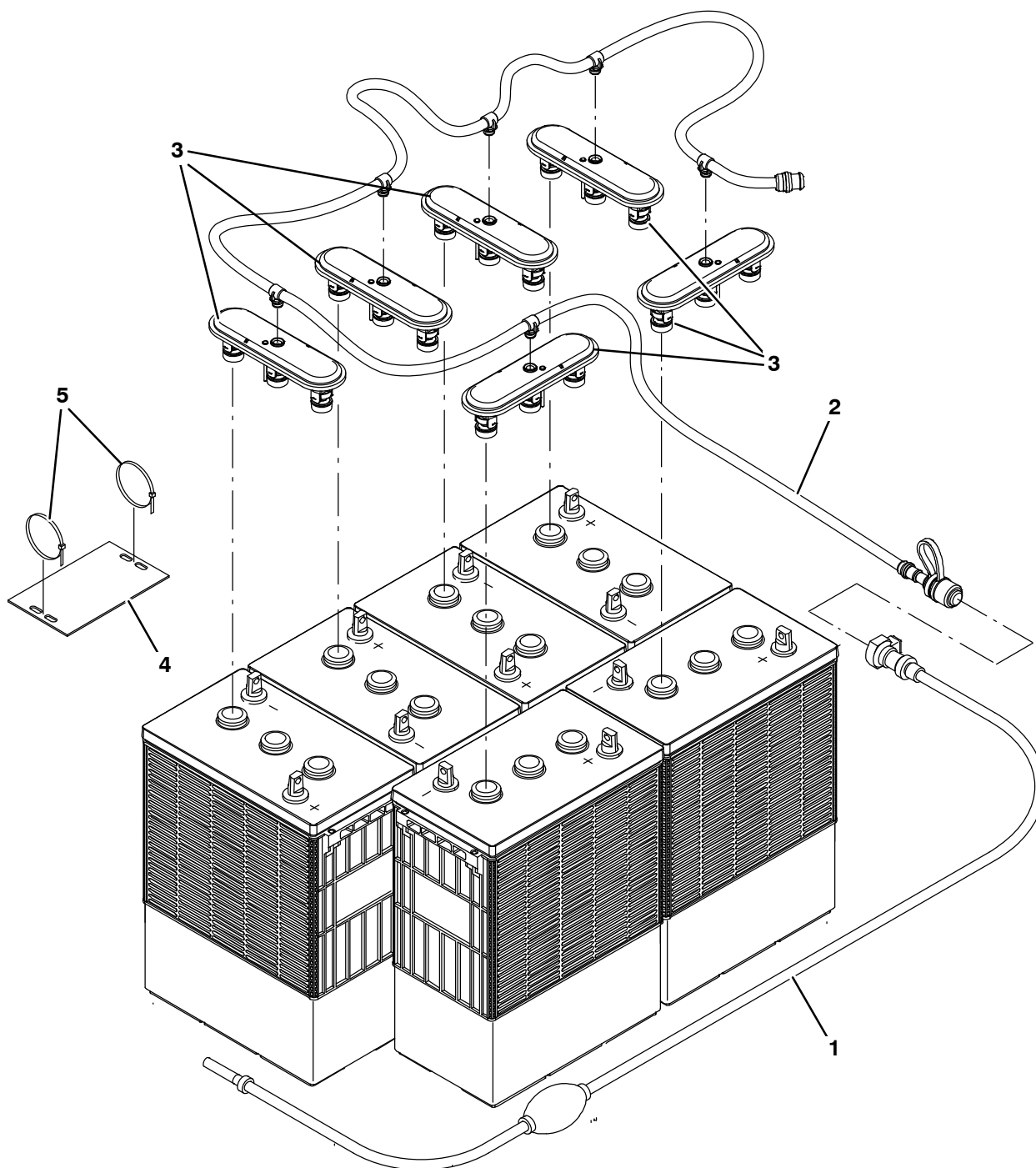


356205

Ref.	Part No.	Serial Number	Description	Qty.
▽	9007395	(000000–) Manifold Kit, Sys, Water, Battery, Ci	1
▲	1 1060756	(000000–) Manifold, Sys, Water, Battery	1
▲	2 1061926	(000000–) Valve, Reg, Water	1
	3 1058620	(000000–) Cable, 02ga 12.0l Red .31ring /.31ring	3

Flow-Rite is a registered trademark of Flow-rite Controls.

Fig. 48 – Hydrolink® Battery Water System Kit



356411

Ref.	Part No.	Serial Number	Description	Qty.
▽	9010301	(000000–)	Pump Kit, fill, Battery, 36vdc, Ci [Trojan]	1
▲	1 1058939	(000000–)	Pump Kit, Fill , Battery	1
▲	2 1201997	(000000–)	Tube, Water, Battery, 36vdc [Trojan]	1
▲	3 1204142	(000000–)	Cap, Fill, Battery [Trojan]	6
▲	4 1071084	(000000–)	Label, Tag, Battery [Hydrolink Watering]	1
▲	5 130773	(000000–)	Tie, Cable, Nyl, 11.0l, .14w, 3.0 Max. D	2

This kit is intended for use with the Trojan® lead Acid Batteries only.

Hydrolink® is a registered trademark of Trojan® Battery company.

Fig. 49 - Telemetry Group

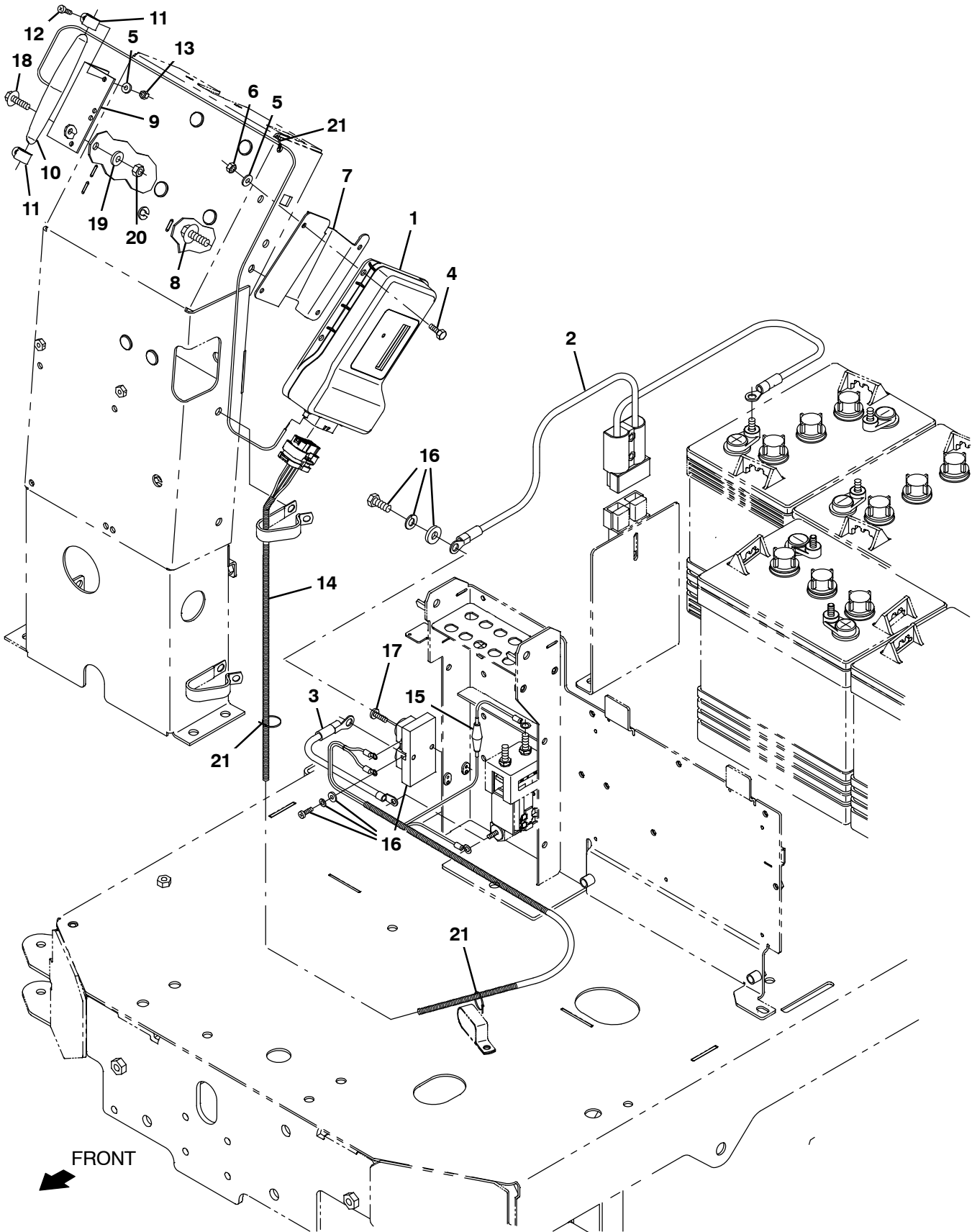
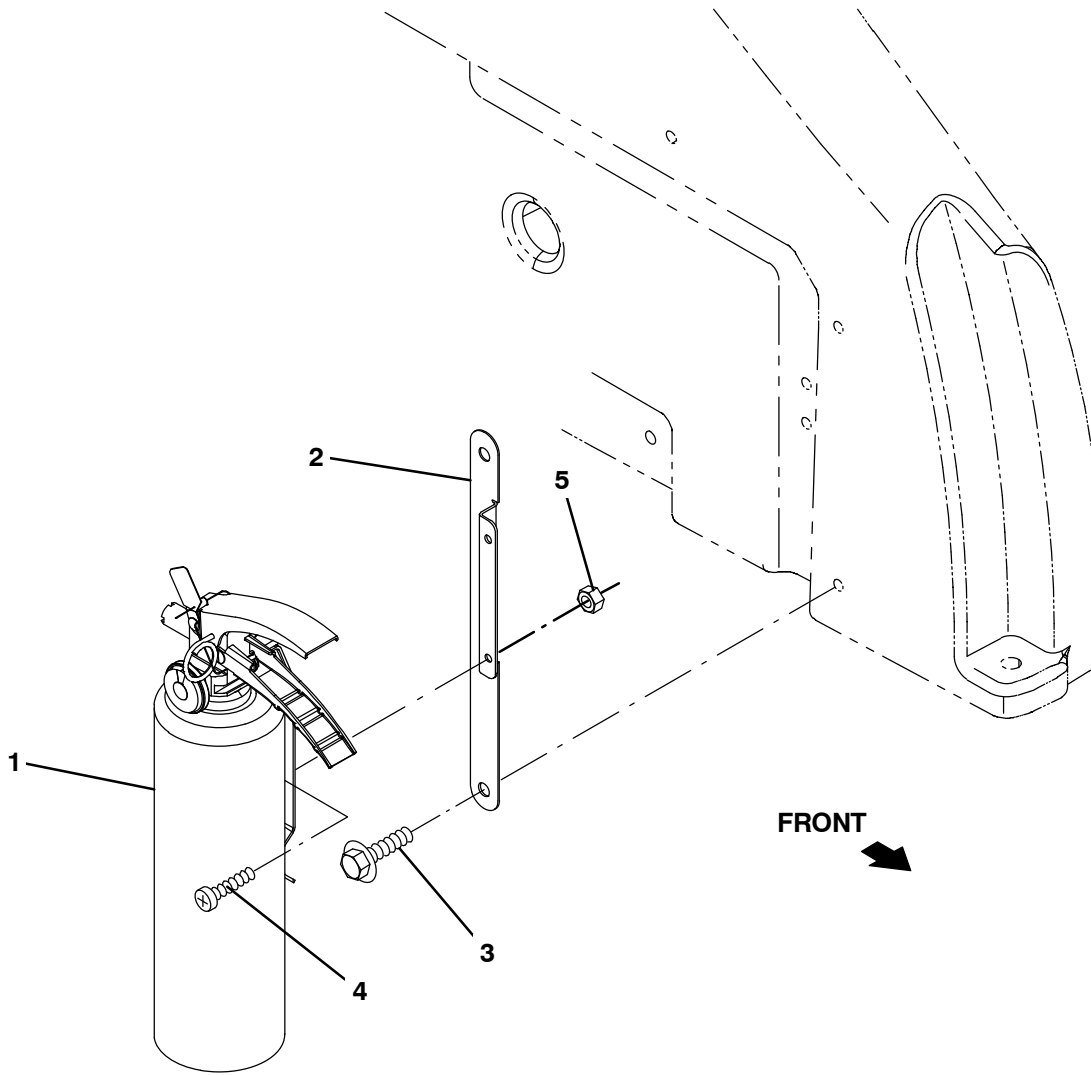


Fig. 49 – Telemetry Group

Ref.	Part No.	Serial Number	Description	Qty.	
1	9010085	(000000–) Control Box Assy Kit, Replmt, Telem[Usa]	1	
1	9010086	(000000–) Control Box Assy Kit, Replmt, Telem[Can]	1	
2	1070357	(000000–) Cable Assy, 2ga [T16 – Telemetry]	1	
3	1070358	(000000–) Cable, 2ga, Blk, Telem [T16]	1	
4	12312	(000000–) Screw, Hex, M5 X 0.80 X 12, 8.8	4	
5	01683	(000000–) Washer, Flat, 10, Ss	6	
6	06549	(000000–) Nut, Hex, Lock, M5 X 0.80, NI	4	
7	1069852	(000000–) Bracket, Telem [T16]	1	
8	1020341	(000000–) Screw, Hex, M8 X 1.25 X 20, Ss, Sems	1	
9	1070402	(000000–) Angle, Mtg, Antenna, Telem	1	
10	1070659	(000000–) Antenna, Telem, 70 In [Gprs]	1	
11	140916	(000000–) Clamp, Cable, Nyl, 0.62d, Nat	1	
12	49697	(000000–) Screw, Pan, Phl, M4 X 0.70 X 10, Ss	2	
13	33932	(000000–) Nut, Hex, Lock, M4 X 0.70, NI, Ss	2	
▽	14	1070108	(000000–) Harness, Ele, Telem [T16]	1
▲	15	9009990	(000000–) Fuse, 002a, 250vdc, Cartridge	1
	16	1070384	(000000–) Shunt, 050mv 250a	1
	17	06927	(000000–) Screw, Pan, Phl, M4 X 0.70 X 16, 4.8	1
	18	1040467	(000000–) Screw, Hex, M6 X 1.00 X 20, 9.8, Sems	2
	19	82483	(000000–) Tube, 0.30id 0.40od 01.0l, Stl, PI	2
	20	08708	(000000–) Nut, Hex, Lock, M6 X 1.00, NI	2
	21	49266	(000000–) Tie, Cable, Nyl, 07.3l .19w 1.8 Max D	3

Fig. 50 – Fire Extinguisher Kit



356182

Ref.	Part No.	Serial Number	Description	Qty.
1	25312	(000000–) Extinguisher, Fire, 2.5 Lb Dry	1
2	1058434	(000000–) Bracket, Mtg, Extinguisher	1
3	1020341	(000000–) Screw, Hex, M8 X 1.25 X 20, Ss, Sems	2
4	06933	(000000–) Screw, Pan, Phl, M5 X 0.80 X 16, 4.8	2
5	06549	(000000–) Nut, Hex, Lock, M5 X 0.80, NI	2

Fig. 51 – Documentation Group

Ref.	Part No.	Serial Number	Description	Qty.
9008142	(000000-)	Manual, Oprtr [T16 Ele, En, Na]	1
9008143	(000000-)	Manual, Oprtr [T16 Ele, Es, Na]	1
9008144	(000000-)	Manual, Oprtr [T16 Ele, Fr, Na]	1
9008145	(000000-)	Manual, Oprtr [T16 Ele, Ptb]	1
9008146	(000000-)	Manual, Oprtr [T16 Ele, Cn]	1
9008147	(000000-)	Manual, Oprtr [T16 Ele, Jp]	1
9008148	(000000-)	Manual, Parts [T16 Ele, En, Na/Int]	1
9008149	(000000-)	Manual, Service Info [T16 Ele, En]	1
9008532	(000000-)	Video, Oprtr, Dvd [T16]	1
9009382	(000000-)	Instr, Use&care, Wallchart [T16] (ONLINE ONLY)	1



To view, print, order, download the latest Parts manual, other language Operator manuals, and Use and Care Guides (wall charts) visit:

www.tennantco.com/manual

SECTION 4

Contents	Page
Fig. 1 – Steering Control Breakdown, 1053418 (000000–022671)	4-2
Fig. 2 – Steering Control Breakdown, 1202071 (022671–023752)	4-4
Fig. 3 – Steering Control Breakdown, 1071696 (023753–)	4-6
Fig. 4 – Drive Wheel Breakdown, 1055257	4-8
Fig. 5 – Drive Wheel Breakdown, 1071695	4-9
Fig. 6 – ec-H2O Solution Pump Breakdown, 1005866	4-10
Fig. 7 – FaST Injector Assembly Breakdown, 9008885	4-11
Fig. 8 – FaST Injector Assembly Breakdown, 9008865	4-12
Fig. 9 – Accelerator and Brake Pedal Assembly Breakdown, 1051837	4-13
Fig. 10 – ec-H2O Module Assembly Breakdown, 9006270	4-14
Fig. 11 – Metering Solution Pump Breakdown, 386364	4-16

Fig. 1 – Steering Control Breakdown, 1053418 (00000-022671)

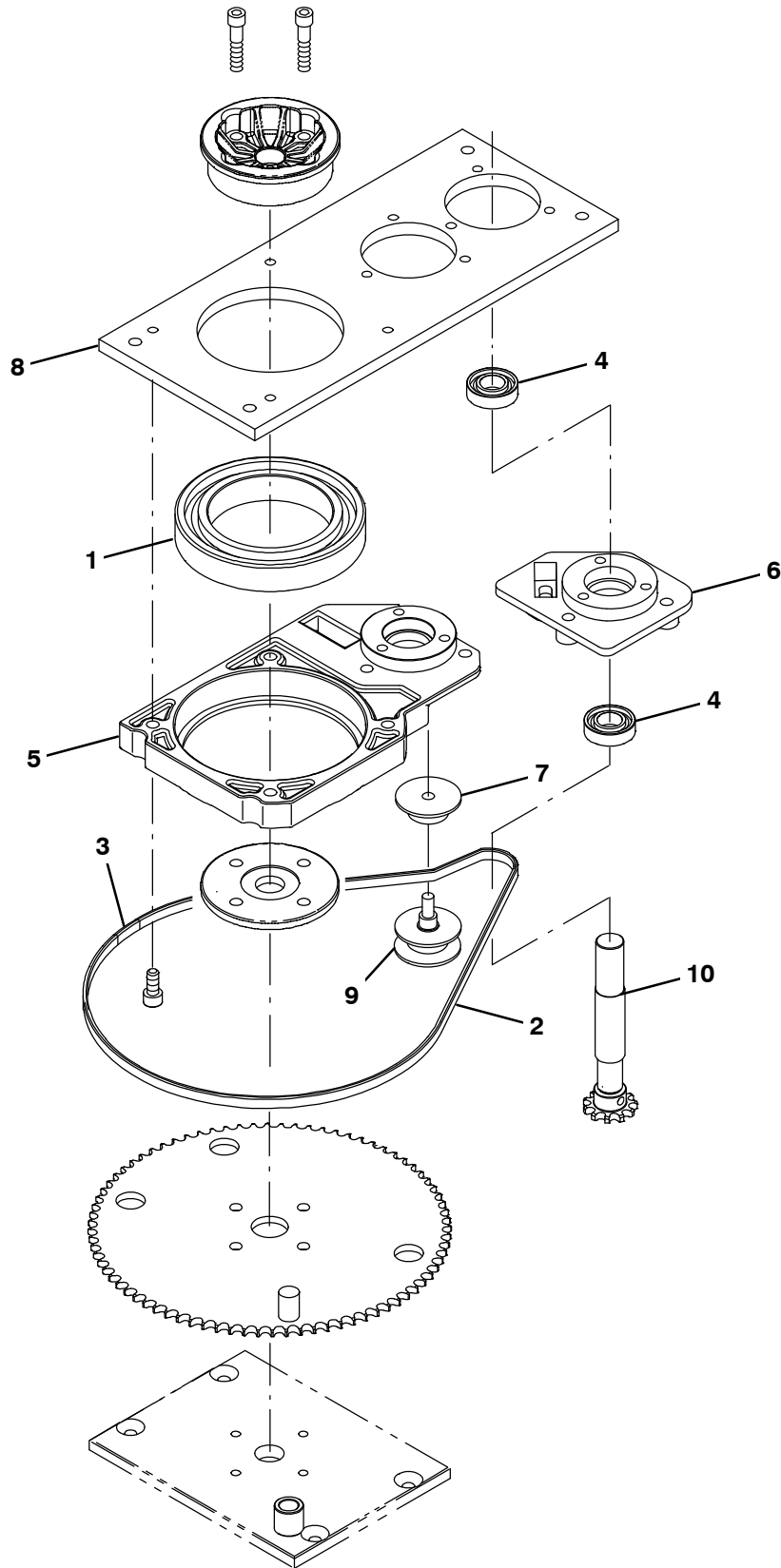


Fig. 1 - Steering Control Breakdown, 1053418 (000000-022671)

	Ref.	Part No.	Serial Number	Description	Qty.
▽		1053418	(000000-022671)	Steer-Control Assy, Wheel Drive	1
▲	1	372874	(000000-022671)	Bearing, Steering	1
▲	2	9008675	(000000-022671)	Chain, Steering [T16]	1
▲	3	372876	(000000-022671)	Link, Master	1
▲	4	9008719	(000000-022671)	Bearing [6003 2rs]	2
▲	5	9008718	(000000-022671)	Casting, Aluminum	1
▲	6	9008720	(000000-022671)	Casting, Aluminum	1
▲	7	9011051	(000000-022671)	Pulley, Tens	1
▲	8	9008716	(000000-022671)	Plate	1
	9	9014836	(000000-022671)	Pulley, Guide	1
	10	9009597	(000000-022671)	Shaft Kit, Steering, Replmt [T16]	1

Fig. 2 – Steering Control Breakdown, 1202071 (022671-023752)

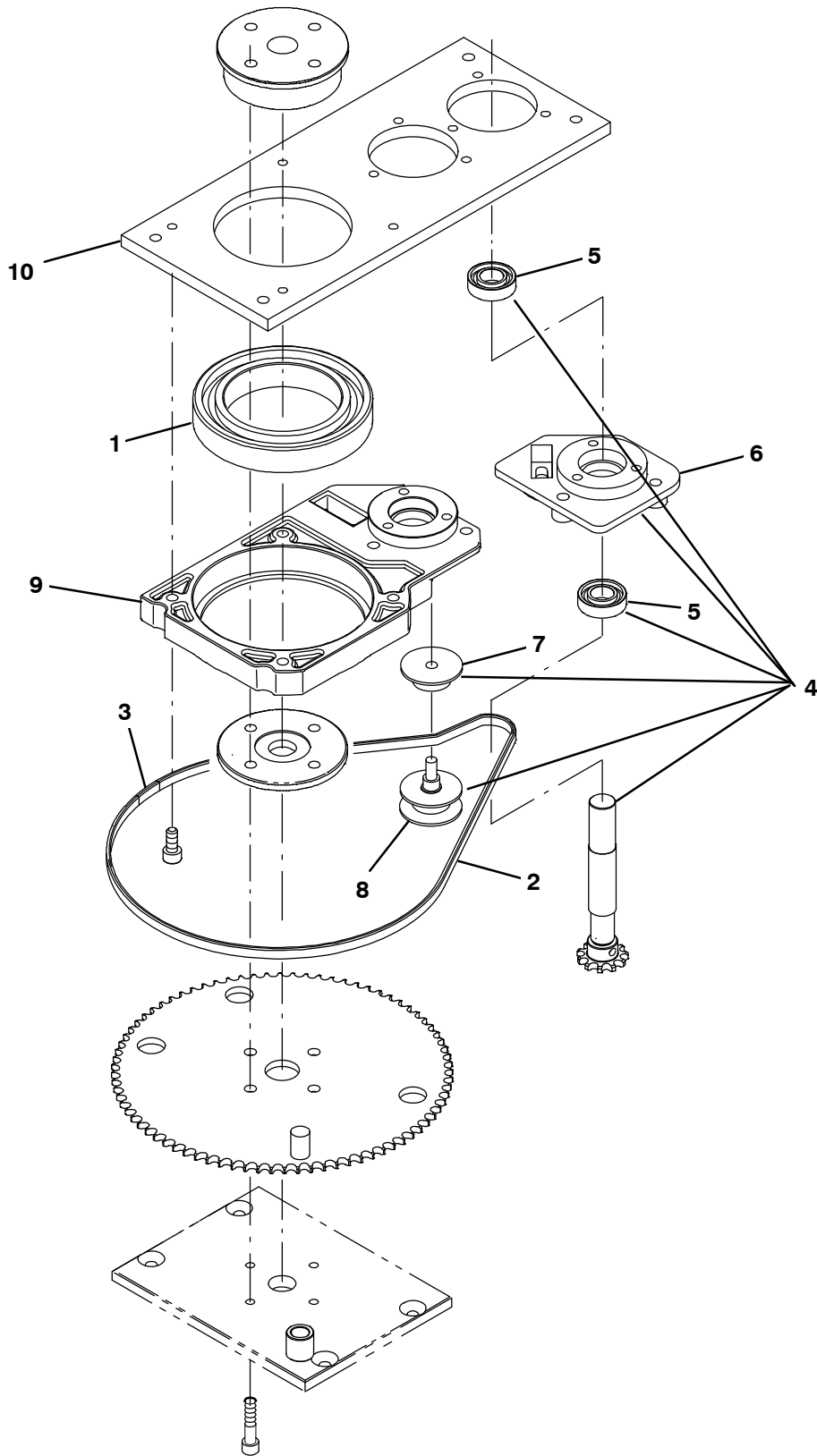


Fig. 2 – Steering Control Breakdown, 1202071 (022671–023752)

	Ref.	Part No.	Serial Number	Description	Qty.
▽		1202071	(022671–023752)	Steer–Control Assy, Wheel Drive	1
▲	1	372874	(022671–023752)	Bearing, Steering	1
▲	2	9008675	(022671–023752)	Chain, Steering [T16]	1
▲	3	372876	(022671–023752)	Link, Master	1
▲▽	4	9009515	(022671–023752)	Shaft Assy, Steering [T16]	1
▲▲	5	9008719	(022671–023752)	Bearing [6003 2rs]	2
▲▲	6	9008720	(022671–023752)	Casting, Aluminum	1
▲▲	7	9011051	(022671–023752)	Pulley, Tens	1
▲▲	8	9014836	(022671–023752)	Pulley, Guide	1
▲	9	9008718	(022671–023752)	Casting, Aluminum	1
▲	10	9008716	(022671–023752)	Plate	1

Fig. 3 - Steering Control Breakdown, 1071696 (023753-)

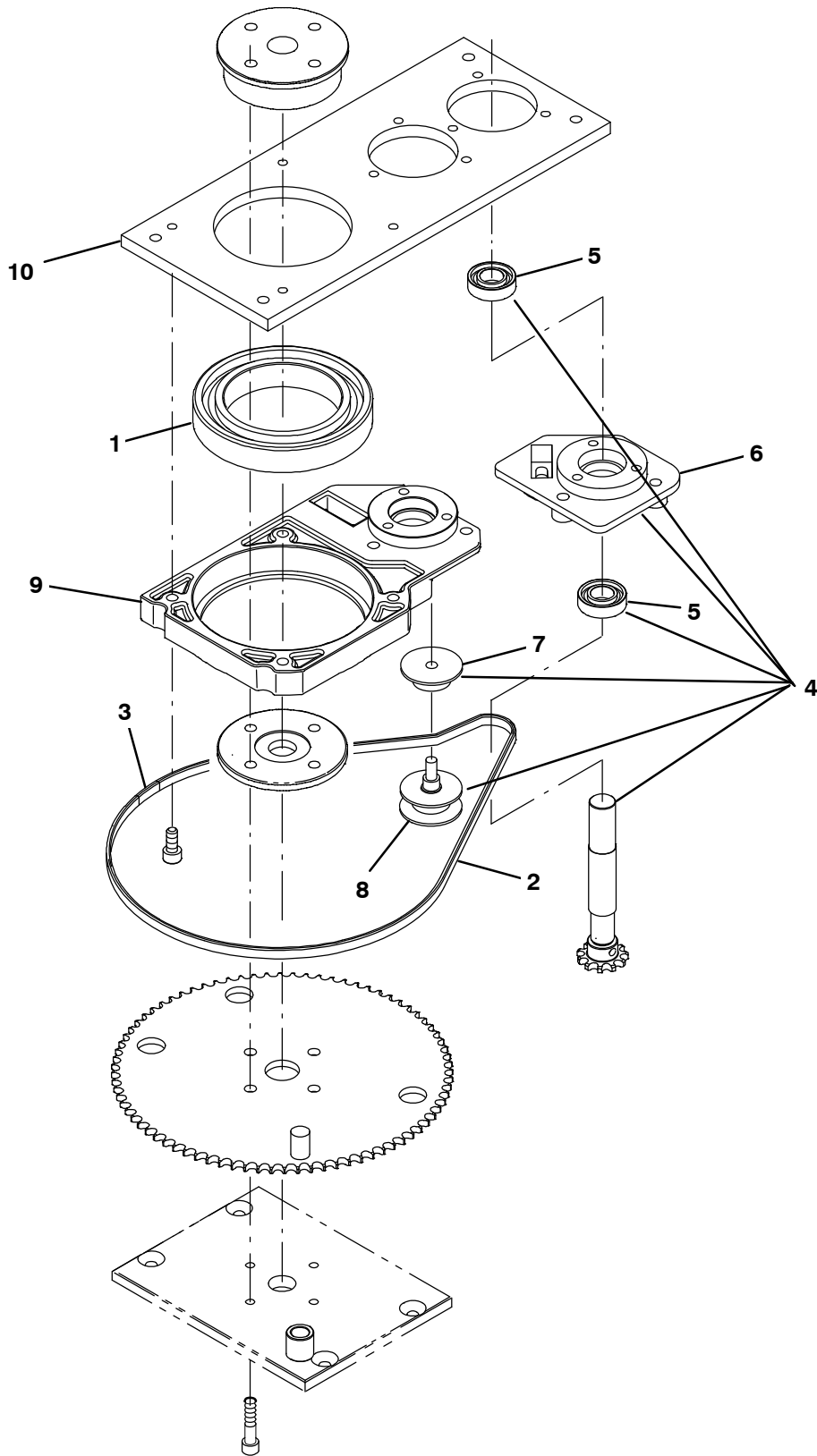
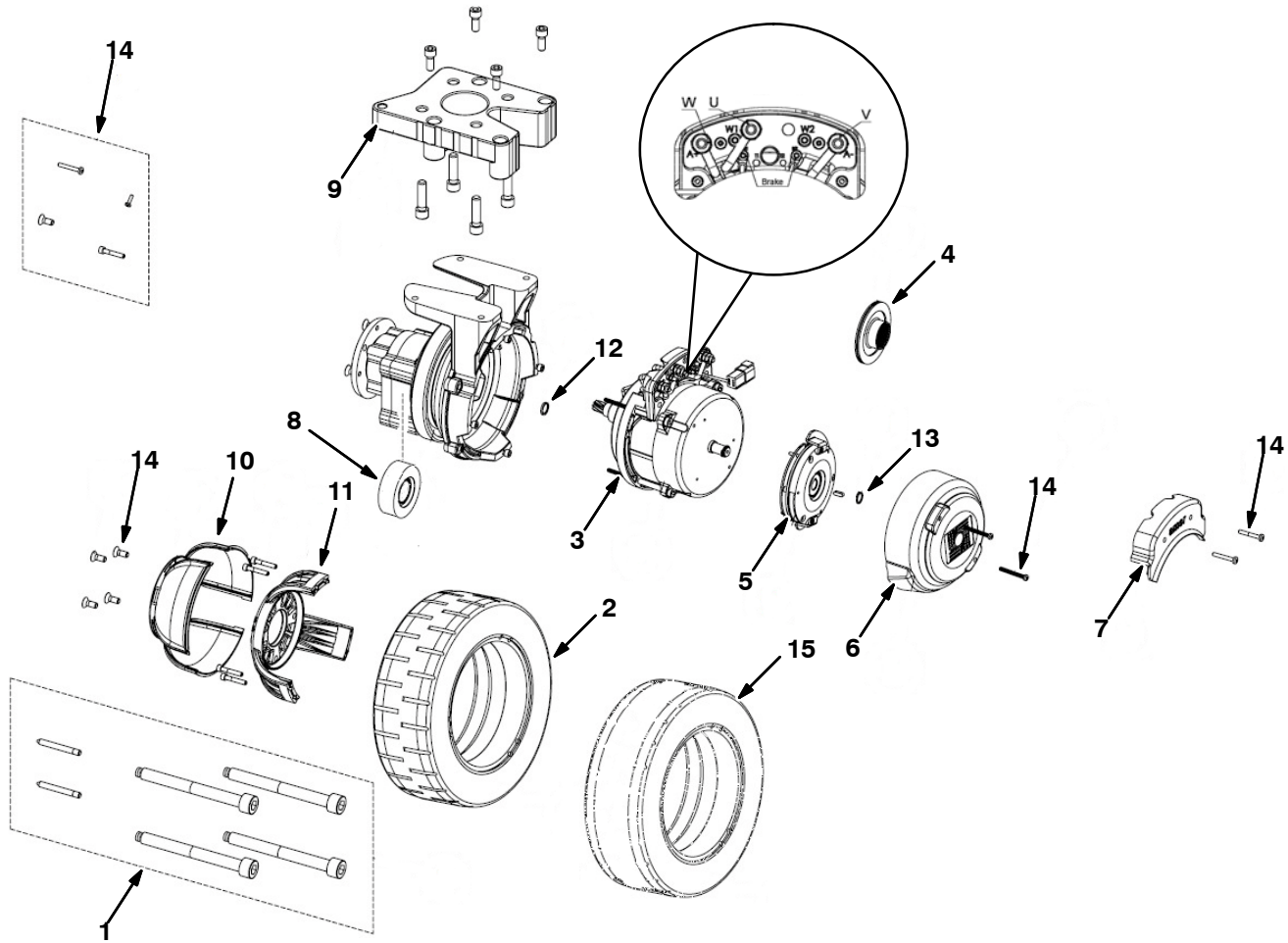


Fig. 3 – Steering Control Breakdown, 1071696 (023753–)

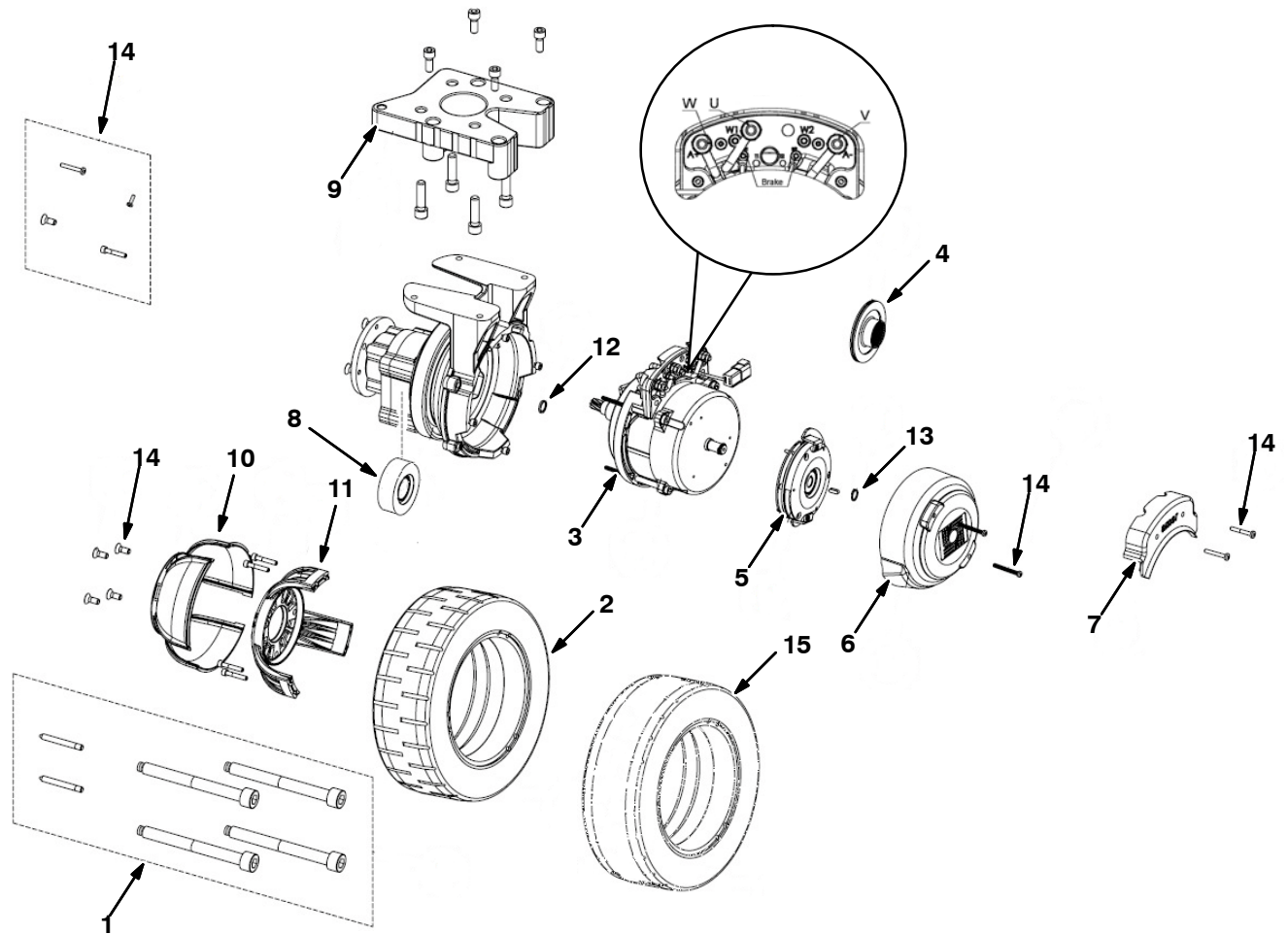
	Ref.	Part No.	Serial Number	Description	Qty.
▽		1071696	(023753–)	Steer–Control Assy, Wheel Drive	1
▲	1	372874	(023753–)	Bearing, Steering	1
▲	2	9008675	(023753–)	Chain, Steering [T16]	1
▲	3	372876	(023753–)	Link, Master	1
▲▽	4	9009515	(023753–)	Shaft Assy, Steering [T16]	1
▲▲	5	9008719	(023753–)	Bearing [6003 2rs]	2
▲▲	6	9008720	(023753–)	Casting, Aluminum	1
▲▲	7	9011051	(023753–)	Pulley, Tens	1
▲▲	8	9014836	(023753–)	Pulley, Guide	1
▲	9	9008718	(023753–)	Casting, Aluminum	1
▲	10	9008716	(023753–)	Plate	1

Fig. 4 – Drive Wheel Breakdown, 1055257



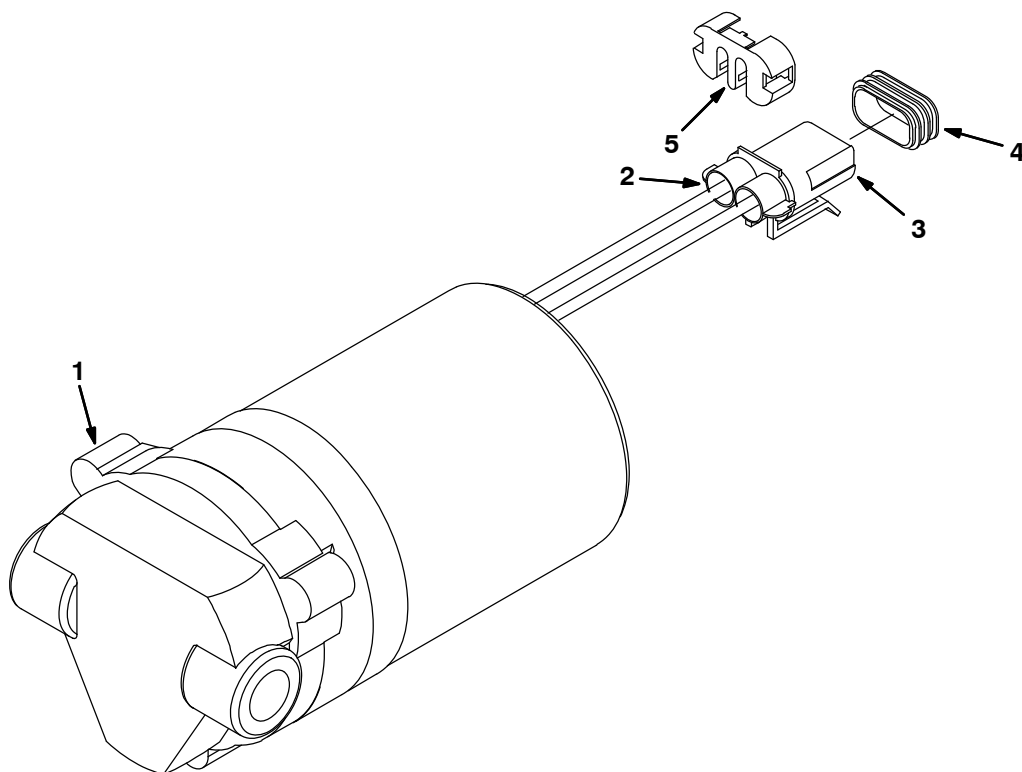
Ref.	Part No.	Serial Number	Description	Qty.	
▽	1055257	(000000–) Wheel Assy, Drive	1	
▲	1	9008544	(000000–) Tire Kit, Puller	1
▲	2	9008545	(000000–) Wheel, Pyu, [300x100 Red]	1
▲	3	9008546	(000000–) Motor Assy, Ac, Drive, Complt	1
▲	4	9003517	(000000–) Brake, Rotor	1
▲	5	9008548	(000000–) Brake, W/Lever, Complt	1
▲	6	9008549	(000000–) Cover, Motor	1
▲	7	9008550	(000000–) Cover, Box, Connector	1
▲	8	9008551	(000000–) Bearing, Ball [91962 2rs]	1
▲	9	9008552	(000000–) Spacer, Alm	1
▲	10	9008553	(000000–) Cover, Plstc, Hub, Alm	1
▲	11	9008554	(000000–) Hub, Alm	1
▲	12	9008555	(000000–) Ring, Seal	1
▲	13	9008556	(000000–) Ring, Retaining	1
▲	14	9008557	(000000–) Screw Kit	1
	15	9012602	(000000–) Wheel, Pyu, [300x100 Blue]	1

Fig. 5 - Drive Wheel Breakdown, 1071695



Ref.	Part No.	Serial Number	Description	Qty.	
▽	1071695	(000000-) Wheel Assy, Drive	1	
▲	1	9008544	(000000-) Tire Kit, Puller	1
▲	2	9008545	(000000-) Wheel, Pyu, [300x100 Red]	1
▲	3	9008546	(000000-) Motor Assy, Ac, Drive, Complt	1
▲	4	9003517	(000000-) Brake, Rotor	1
▲	5	9011053	(000000-) Brake, W/Lever, Complt	1
▲	6	9008549	(000000-) Cover, Motor	1
▲	7	9008550	(000000-) Cover, Box, Connector	1
▲	8	9008551	(000000-) Bearing, Ball [91962 2rs]	1
▲	9	9008552	(000000-) Spacer, Alm	1
▲	10	9008553	(000000-) Cover, Plstc, Hub, Alm	1
▲	11	9008554	(000000-) Hub, Alm	1
▲	12	9008555	(000000-) Ring, Seal	1
▲	13	9008556	(000000-) Ring, Retaining	1
▲	14	9008557	(000000-) Screw Kit	1
	15	9012602	(000000-) Wheel, Pyu, [300x100 Blue]	1

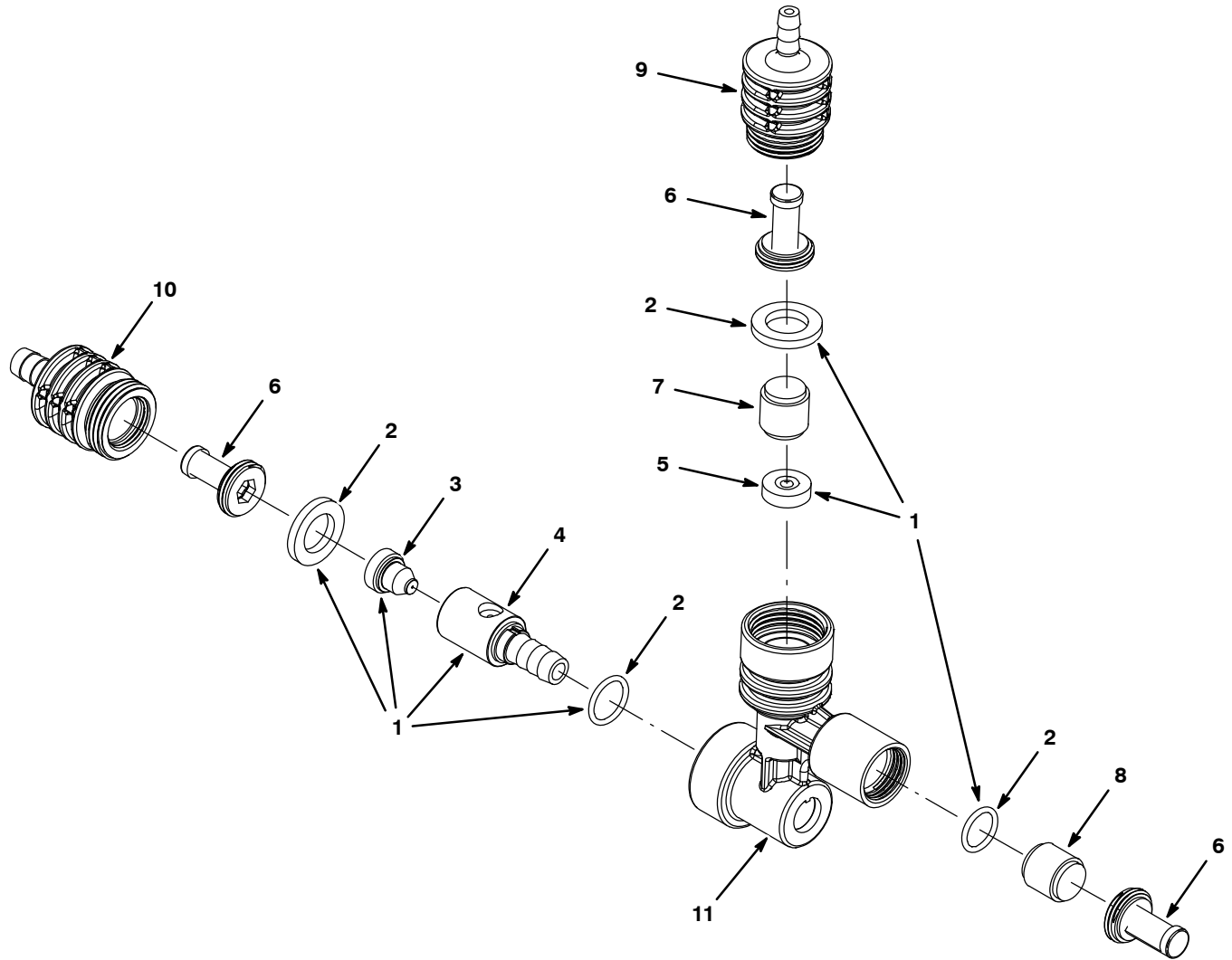
Fig. 6 – ec-H2O Solution Pump Breakdown, 1005866



- ALL

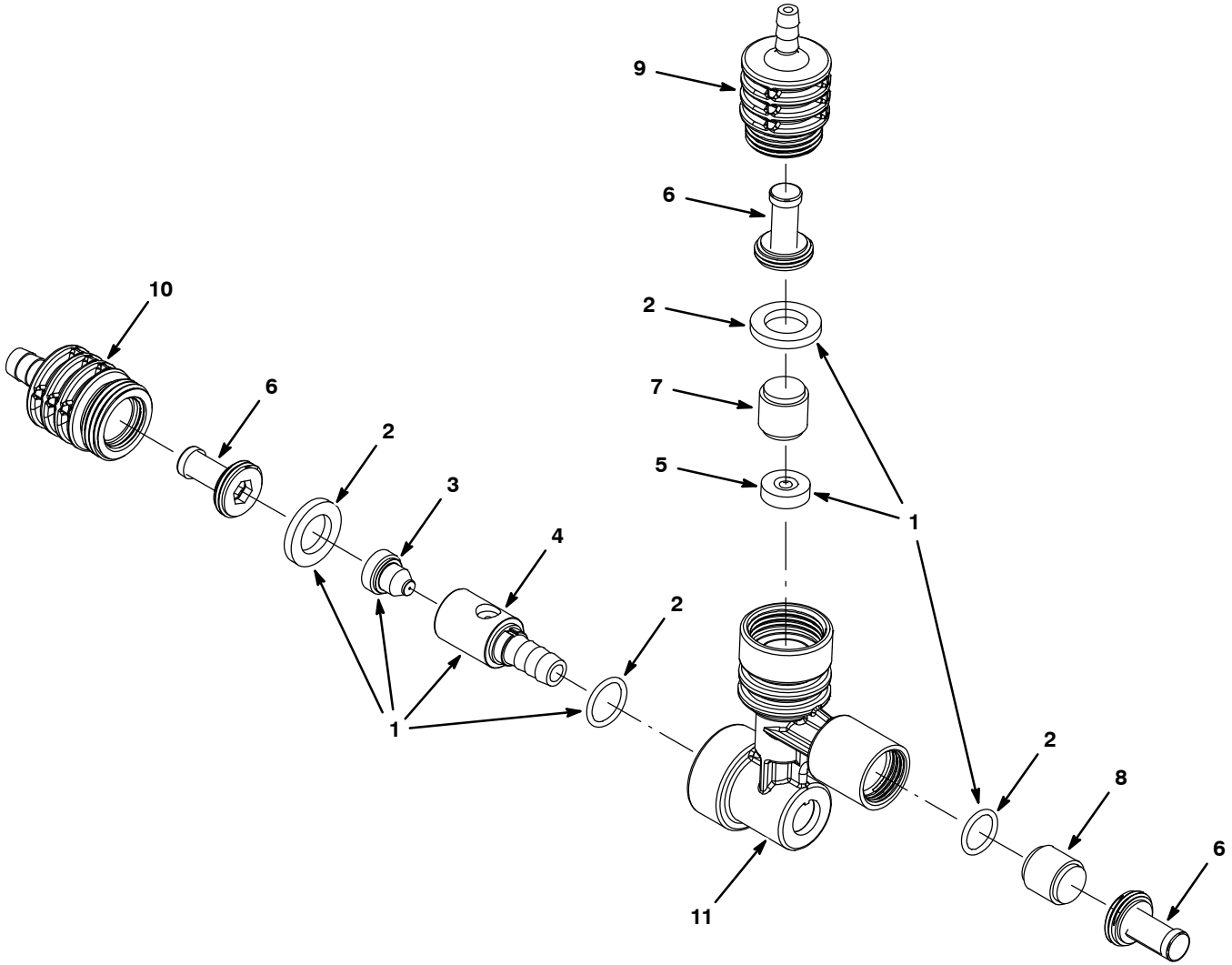
Ref.	Part No.	Serial Number	Description	Qty.
▽	1005866	(000000-) Pump, Soltn, Ele, 36vdc	1
▲	1 391433	(000000-) Head Kit, Pump, Water, Repair	1
▲	2 78950	(000000-) Connector, Fem, 2cav, Mp280 Sealed	1
▲	3 78951	(000000-) Terminal, Fem, Mp280, Sealed, 18-16ga	1
▲	4 10917	(000000-) Seal, Wire, 14/16ga [Wp / Mp280 Sealed]	1
▲	5 78952	(000000-) Lock, Secondary, 2cav, Mp280 Sealed	1

Fig. 7 – FaST Injector Assembly Breakdown, 9008885



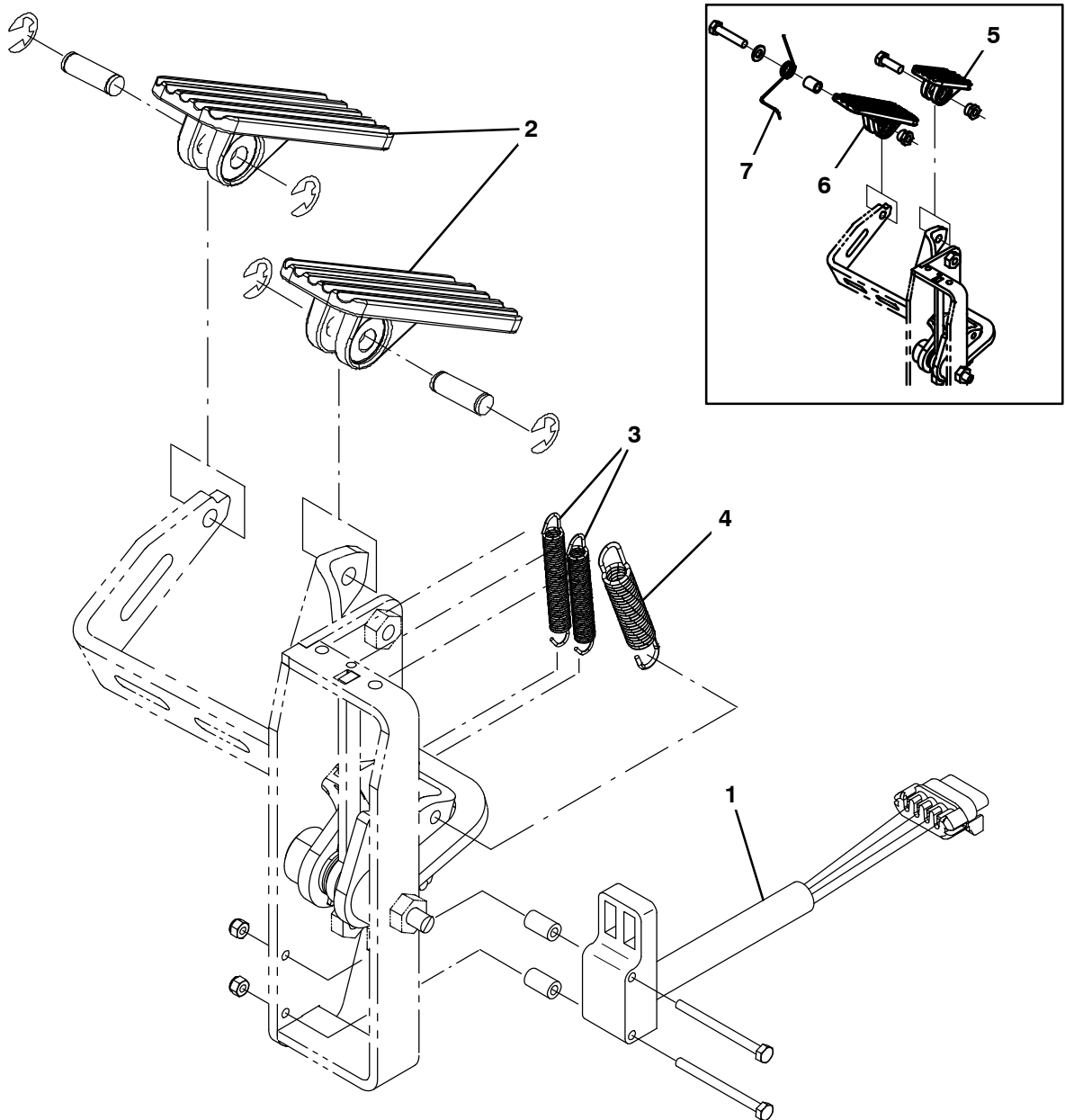
Ref.	Part No.	Serial Number	Description	Qty.	
▽	9008885	(000000–) FaST Kit, Injector, Ci[T7/Ssr/T16 FaST3]	1	
▲▽	1	9008884	(000000–) FaST Kit, Ci [Inj Reblid,T7/Ssr/T16, lii]	1
▲▲	2	9008848	(000000–) FaST Kit, Seal, Injector, Ci [FaST lii]	1
▲▲	3	1039990	(000000–) Plug, Orifice, 0.041, Ss [FaST li+]	1
▲▲	4	1059250	(000000–) Insert, Venturi, Medium, [FaST lii]	1
▲▲	5	1067473	(000000–) Plate Assy, Orifice, 0.0090id, Natural	1
▲	6	9003009	(000000–) FaST Kit, Ci, Injector Filters[FaST li+]	1
▲	7	1030444	(000000–) Valve, Check, 0002psi [FaST li+]	1
▲	8	1030441	(000000–) Valve, Check, 0005psi [FaST li+]	1
▲	9	1058126	(000000–) Housing, Fltr, Upper [FaST lii]	1
▲	10	1057811	(000000–) Housing, Fltr, Lower [FaST lii]	1
▲	11	1053564	(000000–) Housing, Body, Injector [FaST lii]	1

Fig. 8 – FaST Injector Assembly Breakdown, 9008865



Ref.	Part No.	Serial Number	Description	Qty.	
▽	9008865	(000000–) FaST Kit, Injector, Ci [T3/Ss3 FaST lii]	1	
▲▽	1	9008758	(000000–) FaST Kit, Ci [Inj Reblid, T3/Ss3, LI]	1
▲▲	2	9008848	(000000–) FaST Kit, Seal, Injector, Ci [FaST lii]	1
▲▲	3	1039988	(000000–) Plug, Orifice, 0.027, Ss [FaST li+]	1
▲▲	4	1053366	(000000–) Insert, Venturi, Small, [FaST lii]	1
▲▲	5	1059870	(000000–) Plate Assy, Orifice, 0.0065id, Blk	1
▲	6	9003009	(000000–) FaST Kit, Ci, Injector Filters[FaST li+]	1
▲	7	1030444	(000000–) Valve, Check, 0002psi [FaST li+]	1
▲	8	1030441	(000000–) Valve, Check, 0005psi [FaST li+]	1
▲	9	1058126	(000000–) Housing, Fltr, Upper [FaST lii]	1
▲	10	1057811	(000000–) Housing, Fltr, Lower [FaST lii]	1
▲	11	1053564	(000000–) Housing, Body, Injector [FaST lii]	1

Fig. 9 – Accelerator and Brake Pedal Assembly Breakdown, 1051837



356189

Ref.	Part No.	Serial Number	Description	Qty.
▽	1051837	(000000–) Pedal Assy, Accelerator, Brake	1
▲	1	1058687	(000000–) Sensor, Position [Hall]	1
▲	2	1071311	(AUG2013–) Pedal, Foot, W/ Tread	2
▲	3	1061049	(000000–) Spring, Extn, 0.35od 0.05wir 02.8l	2
▲	4	1031716	(000000–) Spring, Extn, 0.50od 0.07wir 03.0l	1
	5	1014548	(000000–AUG2013) Pedal, Brake, W/ Tread	1
	6	1051836	(000000–AUG2013) Pedal, Propel, W/ Tread	1
	7	1064665	(000000–AUG2013) Spring, Tors, 0.55id .05wir 04.0coil	1

Fig. 10 - ec-H2O Module Assembly Breakdown, 9006270

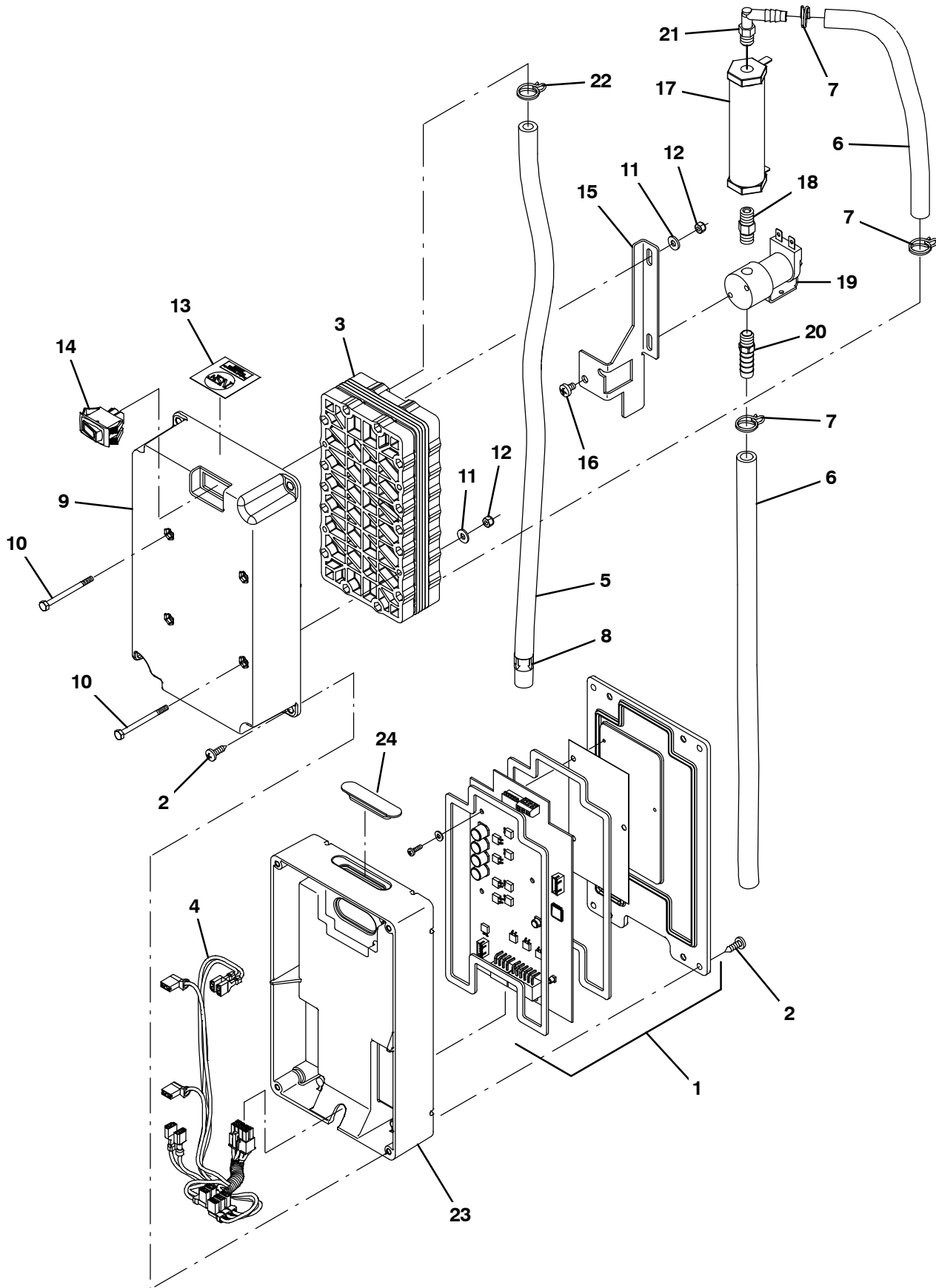
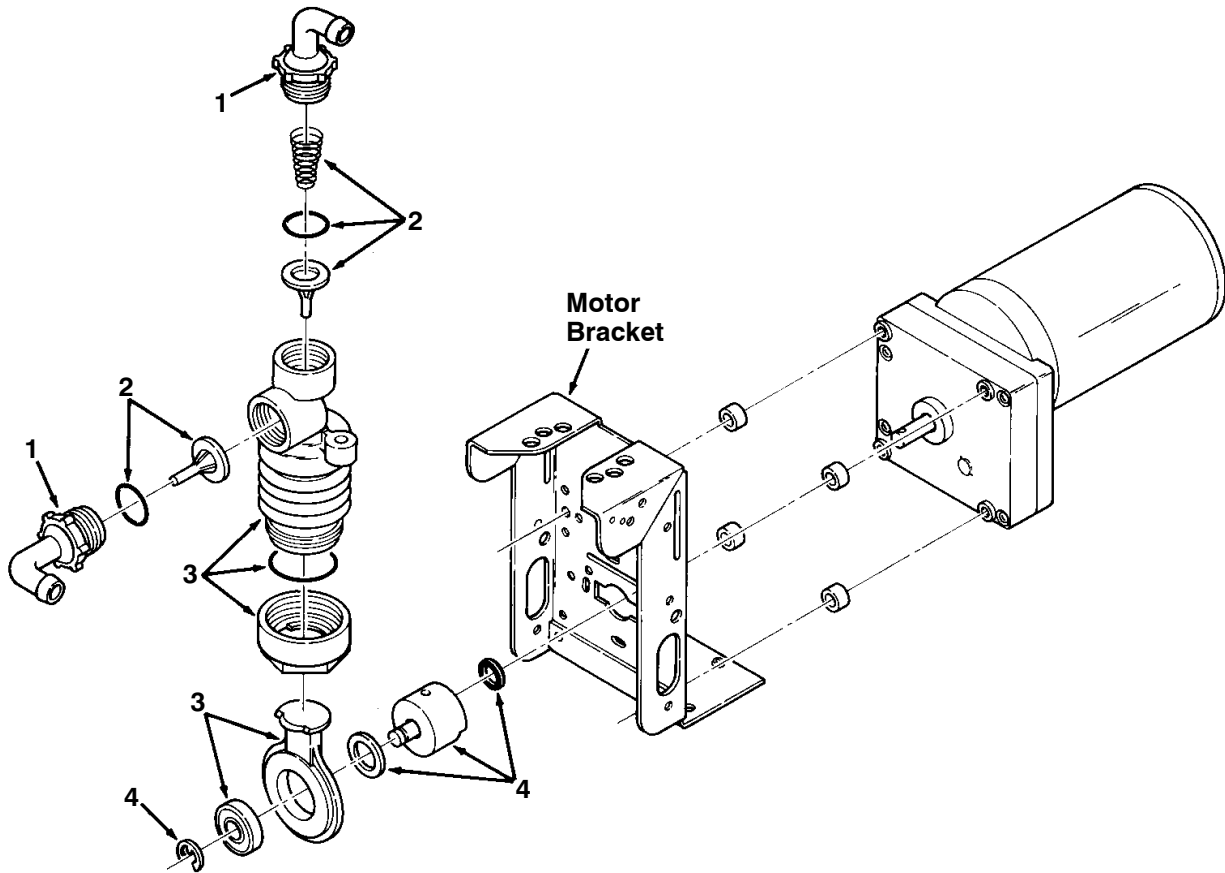


Fig. 10 – ec-H2O Module Assembly Breakdown, 9006270

Ref.	Part No.	Serial Number	Description	Qty.
▽	9006270	(000000–) Module Kit, Replmt [Ec-H2o]	1
▲	1 9006159	(000000–) Controller Kit, Replmt [Ec-H2o]	1
▲	2 1018155	(000000–) Screw, Pan, Phl, M5 X 0.80 X 16, Tcut,Ss	8
▲▽	9006325	(000000–) Ec-H2o Kit [Module C, Plumbing]	1
▲▲	3 1050767	(000000–) Electrode, 5 Plate, High Flow	1
▲▲	4 1049489	(000000–) Harness, Main,Controlboard[Ec-H2o 5cell]	1
▲▲	5 9006268	(000000–) Hose, Pvc, Brd, 0.31id 0.53od, 2ft, Clr	1
▲▲	6 1014971	(000000–) Hose, Afmkt, Pvc, Brd, 0.38id, 01ft, Clr	2
▲▲	7 1053464	(000000–) Clamp, Hose, Wir, .52 – .56, Yel	3
▲▲	8 1049637	(000000–) Label, Direction [Ec-H2o]	1
▲▲	9 1051519	(000000–) Housing, Upper, Module, High Flow	1
▲▲	10 32509	(000000–) Screw, Hex, M4 X 0.70 X 50, Ss	4
▲▲	11 41579	(000000–) Washer, Flat, 08, Ss	4
▲▲	12 33932	(000000–) Nut, Hex, Lock, M4 X 0.70, NI, Ss	4
▲▲	13 1046041	(000000–) Label, Module [Nsf, Ec-H2o]	1
▲▲	14 1044393	(000000–) Switch, Rocker, Spst, Mom	1
▲▲	15 1048741	(000000–) Bracket, Valve, Large	1
▲▲	16 578856	(000000–) Screw, Flt, Phl, 10–32 X 0.31	2
▲▲	17 1038159	(000000–) Electrode, Cylindrical	1
▲▲	18 1045030	(000000–) Fitting, Brs, Str, Pm02/Pm02	1
▲▲	19 1048643	(000000–) Valve, Solenoid, 0.25” Orifice, 24vdc	1
▲▲	20 1005375	(000000–) Fitting, Plstc, Str, Bm06/Pm02, Nyl	1
▲▲	21 1051268	(000000–) Fitting, Plstc, E90, Bm05/Pm02, Nyl	1
▲▲	22 607775	(000000–) Clamp, Hose, Wir, .63 – .66, Blk	1
▲	23 1037032	(000000–) Housing, Bottom	1
▲	24 1050431	(000000–) Grommet, Blind	1

Fig. 11 – Metering Solution Pump Breakdown, 386364



00112

Ref.	Part No.	Serial Number	Description	Qty.
▽	386364	(000000–) Pump, Metering Solution	1
▲	1 63923	(000000–) Connector Kit, Tubing	1
▲	2 21659	(000000–) Valve Kit, Pump	1
▲	3 21661	(000000–) Replacement Kit, Bellows	1
▲	4 02430	(000000–) Crank Replacement Kit	1

SECTION 5

CONTENTS

PAGE

PART NUMBER TO PAGE NUMBER CROSS REFERENCE LIST 5-2
PART DESCRIPTION TO PAGE NUMBER CROSS REFERENCE LIST 5-9

CROSS REFERENCE

PART NUMBER TO PAGE NUMBER CROSS REFERENCE LIST

Part Number	Page Number	Part Number	Page Number	Part Number	Page Number
00911	2-29, 3-43, 3-45	07791	2-7, 2-11, 3-39, 3-47,	1011895	3-15, 3-21
00912	2-11		3-83	10120	2-31, 2-33
00928	2-25, 3-57	08172	3-39, 3-49	1013821	3-57
01335	3-37	08182	2-41	1014328	2-29, 3-43
01513	2-29, 3-43	08708	2-9, 2-19, 3-35, 3-43,	1014548	4-13
01516	2-29, 3-43, 3-45		3-45, 3-79, 3-85, 3-89	1014971	3-15, 3-17, 3-21, 3-23,
01683	2-39, 3-13, 3-15, 3-17,	08709	2-11, 3-9, 3-35, 3-41,		4-15
	3-23, 3-27, 3-29, 3-35,		3-43, 3-45, 3-49, 3-79,	1014974	3-15, 3-21, 3-23, 3-29
	3-61, 3-85, 3-89		3-83	1014976	3-15, 3-17, 3-23, 3-29,
01684	2-3, 2-5, 2-7, 2-9, 2-21,	08711	3-43, 3-45		3-61
	2-25, 2-29, 2-35, 3-15,	08712	2-7, 2-21, 2-25, 2-31,	1014987	3-21
	3-41, 3-43, 3-77, 3-79,		2-33, 3-27, 3-41, 3-57	1015025	3-27
	3-81	08713	2-11, 2-23, 2-31, 2-33,	1015026	3-27
01685	2-7, 2-9, 2-13, 2-25,		2-41, 2-43, 3-13, 3-29,	1015033	2-39, 3-27
	2-29, 3-13, 3-29, 3-43,		3-45, 3-47, 3-55, 3-59	1015048	2-19, 3-27
	3-47, 3-49, 3-55, 3-57,	08714	2-23, 2-27, 2-41	1015273	3-41
	3-59, 3-79	08716	2-7, 2-21, 2-25, 2-37,	1015455	3-21, 3-23
01686	2-21, 2-23, 2-31, 2-33,		3-33, 3-43	1016063	2-5
	2-41, 3-11, 3-57, 3-63	08875	3-69	1016314	2-19
01698	2-35	09005	3-35	1017015	1-1, 3-21
01699	3-81	09007	3-27, 3-41	1017022	1-1, 3-21
01754	2-15, 3-15	09010	2-7, 2-13, 2-25, 2-29,	1017053	2-9, 3-67
01760	2-9, 3-59, 3-67		2-35, 2-39, 2-41, 3-29,	1017079	3-71, 3-72
02076	2-21		3-47, 3-55, 3-59	1017197	3-17, 3-23
02141	3-83	09011	2-41, 3-59	1017218	2-7, 2-23, 2-25, 2-29,
02430	4-16	09023	2-25, 3-55, 3-59		2-35, 2-37, 2-39, 2-41,
02850	2-9, 3-39	09028	2-21, 2-23, 3-11, 3-59,		2-43, 3-33, 3-39, 3-45,
02892	3-37		3-63		3-47, 3-49
02942	2-23, 3-47, 3-55	09029	2-27	1017368	2-5
03192	3-9	09030	3-9	1017441	3-47
04051	2-11, 3-51	09088	2-31, 2-33	1017705	2-9
04375	2-11	09146	3-15	1017802	3-47
04417	2-23	09162	2-11	1017957	2-5
04846	2-11	09198	2-3	1018151	2-41
05134	3-27	09200	2-27, 3-15, 3-17, 3-23	1018155	3-69, 4-15
06416	3-83	09252	3-13, 3-77	1019285	2-35
06474A	3-49	09291	2-31, 2-33, 3-57	1019426	3-73, 3-74
06549	2-9, 3-3, 3-5, 3-41,	09570	2-21	1020168	2-7, 2-9, 2-15, 2-23,
	3-85, 3-89, 3-90	09738	2-39		2-27
06920	3-39	09739	2-27, 3-13, 3-15, 3-27,	1020170	3-77
06922	2-15		3-35, 3-61	1020174	2-27
06926	2-9	09740	2-7, 2-13, 2-29, 2-35,	1020341	2-7, 2-9, 2-29, 2-35,
06927	2-9, 3-85, 3-89		2-37, 2-39, 3-33, 3-43		2-39, 2-41, 3-3, 3-9,
06933	3-3, 3-5, 3-90	09741	2-27		3-13, 3-15, 3-21, 3-27,
06935	3-41	09767	2-23		3-29, 3-35, 3-39, 3-47,
06942	2-17, 2-21, 3-25, 3-31,	09773	3-41		3-57, 3-61, 3-67, 3-79,
	3-47, 3-79	1002898	3-21		3-81, 3-85, 3-89, 3-90
06943	2-9, 3-35	1002899	3-21	1022671	3-37
06944	3-79	1005375	4-15	1022846	2-31, 2-33
06946	2-17, 2-19	1005435	3-21	1023920	3-41
06959	2-7	1005630	3-15, 3-61	1024977	3-13
06961	2-11	1005866	3-15, 4-10	1025642	3-77
06965	3-13	1006400	3-15, 3-17	1025736	3-67, 3-79
06972	3-43, 3-45	1007705	3-55	1026352	3-79
07784	2-29	1011170	3-15	1027290	2-39
07786	2-25, 2-43, 3-39, 3-47	1011403	3-61	1027976	3-35
07787	3-49	1011412	3-35	1028581	3-17, 3-23
07790	3-63	1011719	2-23	1030441	4-11, 4-12
		1011735	2-13	1030444	4-11, 4-12

CROSS REFERENCE

Part Number	Page Number	Part Number	Page Number	Part Number	Page Number
1030692	3-77	1052010	3-15, 3-17	1054312	2-31, 2-33, 2-43, 3-57
1031665	3-63	1052034	3-59	1054352	3-55
1031716	4-13	1052194	3-59	1054379	3-55
1034731	2-11	1052259	2-9	1054457	2-7
1035140	3-81	1052520	2-37, 3-33	1054581	2-29, 3-43
1036892	3-41, 3-79	1052529	2-43	1054591	2-29, 3-43
1037032	4-15	1052532	2-43	1054633	2-29
1037346	2-7, 2-19, 3-15, 3-21, 3-59, 3-77, 3-79, 3-81	1052663	2-39	1054654	2-11
1037354	3-11, 3-41	1052724	2-35	1054662	2-41
1037355	2-15, 3-49, 3-83	1052754	3-57	1054670	1-1, 2-31, 2-33
1037358	2-11, 3-41, 3-47, 3-49	1052759	2-7	1054709	3-9
1037822	1-1, 2-35	1052764	2-25	1054711	2-37, 3-33
1038159	4-15	1052848	3-57	1054764	3-41
1039392	3-5	1052866	3-59	1054774	3-43
1039988	4-12	1052921	3-59	1054776	3-15
1039990	4-11	1052962	3-57	1054787	1-1, 3-41
1040318	3-23	1052971	3-57	1054823	2-35
1040467	3-79, 3-85, 3-89	1052999	2-23	1054843	2-29
1040803	3-45	1053109	2-39	1054844	2-29
1040868	3-18	1053142	2-39	1054849	2-29
1041030	2-19	1053144	3-59	1054893	3-9
1041766	2-37, 3-33, 3-41	1053146	3-59	1054897	3-61
1041772	2-37, 3-33, 3-41	1053205	2-9	1054948	3-45, 3-57
1042492	2-5	1053222	3-59	1054975	1-1, 2-29
1042494	2-5	1053268	2-37, 3-33	1055001	2-31
1042496	2-5	1053324	3-21	1055027	2-33
1042580	3-41	1053327	2-41	1055028	2-33
1043003	3-41	1053336	3-15	1055051	2-29, 3-43
1043318	3-21	1053341	2-25	1055064	2-13
1043746	3-75	1053342	2-29, 3-43	1055102	2-5
1044393	4-15	1053366	4-12	1055188	3-15, 3-21
1045030	4-15	1053418	2-21, 4-3	1055226	2-15
1045858	3-35	1053464	4-15	1055248	3-35
1046041	4-15	1053541	3-55	1055249	3-61
1048474	3-69	1053564	4-11, 4-12	1055254	3-15
1048512	3-69	1053586	2-7	1055255	3-15
1048643	4-15	1053593	3-57	1055257	2-21, 4-8
1048741	4-15	1053615	3-61	1055281	3-35
1048821	3-47	1053671	2-23	1055312	3-13
1048855	3-47	1053743	2-27	1055319	2-35
1049021	3-83	1053784	2-41	1055320	3-13
1049046	3-83	1053814	2-41	1055367	3-13
1049489	4-15	1053815	2-41, 3-47	1055390	3-13
1049637	4-15	1053825	2-11	1055396	2-43
1050003	2-65	1053870	2-41	1055504	2-7
1050431	4-15	1053893	2-3	1055506	2-43
1050767	4-15	1053894	2-3	1055516	2-41
1050910	2-65	1053895	2-3	1055579	2-7
1051024	2-5	1053919	3-57	1055707	3-81
1051029	2-3	1053920	3-57	1055710	3-81
1051268	4-15	1053946	2-23	1055776	2-7
1051283	1-1, 2-43	1053952	2-23	1055820	2-35, 2-39
1051284	2-43	1053977	2-11	1055849	3-79
1051379	3-59	1053993	2-27	1055852	2-35, 2-39
1051470	3-55	1054000	2-43	1055854	3-79
1051519	4-15	1054061	3-59	1055861	3-79
1051836	4-13	1054100	2-7	1055862	3-79
1051837	2-13, 4-13	1054178	3-35	1055938	2-35, 2-39
1052009	3-15	1054231	2-37, 3-33	1055962	2-27
		1054282	2-31	1056027	2-7

CROSS REFERENCE

Part Number	Page Number	Part Number	Page Number	Part Number	Page Number
1056068	2-35	1057780	2-7	1059231	3-15
1056155	2-29	1057785	2-11	1059250	4-11
1056162	3-79	1057792	2-59, 2-64	1059252	2-13
1056168	3-79	1057811	4-11, 4-12	1059310	3-67
1056189	3-45	1057814	3-35	1059316	2-41
1056211	3-79	1057816	3-35	1059317	2-39
1056267	2-35, 2-39	1057841	3-49, 3-55	1059321	2-15
1056284	3-83	1057850	2-23	1059338	2-41
1056288	3-35	1057905	3-55	1059342	3-3
1056291	3-35	1057907	3-49	1059363	2-41
1056296	3-83	1057915	3-49	1059436	3-35
1056366	2-9	1057926	1-1, 2-41	1059457	3-57
1056400	3-79	1057950	3-19	1059498	2-41
1056402	3-81	1057955	2-35	1059534	2-37, 3-33, 3-77
1056412	2-11	1057978	3-27	1059557	3-57
1056416	3-15	1057982	3-49	1059587	3-61
1056453	1-1, 2-43	1058110	1-1, 3-41	1059625	2-9, 2-13
1056538	3-35	1058111	1-1, 3-41	1059627	3-79
1056569	2-65	1058126	4-11, 4-12	1059657	3-49
1056578	2-65	1058141	3-5	1059659	3-79
1056606	3-29	1058163	3-15	1059661	2-37, 3-33
1056611	2-35	1058168	2-7	1059666	2-7
1056623	2-37, 3-33, 3-41	1058208	1-1, 2-29	1059700	2-27
1056689	3-27	1058247	3-45	1059854	3-23
1056702	2-23	1058329	3-43	1059870	4-12
1056706	2-19	1058330	3-43	1059918	3-41
1056719	3-35	1058396	2-15	1059938	3-3
1056776	2-31	1058434	3-90	1059969	2-41
1056777	3-57	1058451	3-39	1059990	2-41
1056779	3-57	1058477	3-39	1060115	3-41
1056813	1-1, 3-43, 3-45	1058529	3-41	1060128	3-35
1056831	3-37	1058537	3-59	1060144	3-29
1056832	3-47	1058604	2-17, 2-19	1060156	2-17
1056933	2-19	1058612	2-19	1060210	3-47
1056979	3-3	1058620	2-19, 3-86	1060225	3-39
1056980	3-53	1058625	2-17	1060348	3-49
1056981	2-59	1058627	2-17	1060350	3-57
1056982	2-15, 2-17, 3-25, 3-31, 3-35, 3-51	1058628	2-17	1060351	3-57
1056987	2-33	1058629	2-17	1060366	3-57
1056994	2-31, 2-33	1058641	2-13	1060367	3-57
1057021	1-1, 2-25	1058643	2-59	1060380	3-63
1057022	2-25	1058647	2-15	1060381	3-63
1057032	2-11	1058679	2-13	1060382	3-63
1057043	2-11, 2-23	1058687	4-13	1060383	3-63
1057171	2-11	1058694	3-3	1060394	3-47
1057174	2-15	1058695	3-41	1060426	3-63
1057214	2-35	1058808	3-43	1060428	3-35
1057265	3-59	1058867	3-11	1060440	3-37
1057372	3-29	1058878	2-15	1060447	2-9
1057403	2-39	1058901	3-39	1060469	3-41
1057404	2-35	1058939	3-87	1060536	3-37
1057407	2-43	1059019	2-21	1060626	2-21
1057409	3-41	1059027	3-49	1060646	2-9
1057465	3-15, 3-21, 3-29	1059073	2-11	1060648	3-9
1057554	2-11	1059133	2-13	1060673	2-39
1057572	2-11	1059135	3-59	1060691	3-37
1057591	2-25	1059169	2-17	1060708	3-37
1057746	2-23	1059170	2-29	1060718	3-37
1057772	2-7, 3-11	1059179	2-9	1060720	3-37
		1059207	2-13	1060756	3-86

CROSS REFERENCE

Part Number	Page Number	Part Number	Page Number	Part Number	Page Number
1060784	3-39	1064184	2-15, 3-3, 3-7, 3-18,	1070357	3-89
1061002	2-9		3-31, 3-51, 3-65	1070358	3-85, 3-89
1061004	3-17	1064188	3-25, 3-31, 3-51	1070384	3-85, 3-89
1061049	4-13	1064189	3-51	1070402	3-85, 3-89
1061135	3-39	1064191	2-15, 3-7, 3-18, 3-25,	1070414	3-85
1061165	2-9		3-31, 3-51, 3-65	1070587	3-70
1061184	1-1, 2-31, 2-33	1064192	3-27	1070659	3-85, 3-89
1061185	1-1, 2-31, 2-33	1064246	2-39	1070968	2-25
1061198	1-1, 2-43	1064439	2-65	1071084	3-87
1061199	1-1, 2-43	1064469	2-9	1071260	2-27
1061200	1-1, 2-43	1064476	3-77	1071280	3-15
1061201	1-1, 2-43	1064583	2-13	1071311	4-13
1061340	3-35	1064629	2-35	1071389	2-35
1061356	3-37	1064665	4-13	1071399	2-35
1061443	3-39	1064684	2-7, 3-29	1071695	2-21, 4-9
1061532	2-65	1064770	2-43	1071696	2-21, 4-7
1061560	2-65	1065071	2-9	1071798	3-75
1061570	3-37	1065134	2-31, 2-33, 3-79	1071990	3-7
1061571	3-37	1066063	2-35, 2-39	1072243	2-11
1061739	2-65	1066112	3-77	1072274	3-49
1061741	2-23	1066113	3-77	1072779	2-29
1061811	3-37	1066118	3-77	1072884	2-39
1061812	3-37	1066397	2-29	1072900	2-29
1061910	2-17	1066407	2-9	1072934	2-29
1061917	3-67	1066430	2-35	1073545	2-11
1061918	2-17	1066433	2-35, 2-39	1073546	2-11
1061926	3-86	1066436	2-35	1073647	2-13
1061954	3-27	1066506	3-83	1074073	2-35, 2-39
1061959	2-13	1066535	3-67	1074398	2-35, 2-39
1061960	2-13	1066573	2-25	1074519	2-13
1062066	2-31, 2-33	1066720	2-35	1074678	2-11
1062106	3-3	1066839	2-9	1074726	2-64
1062114	3-79	1066906	2-37, 3-33	1074734	2-64
1062199	2-17	1066909	3-35	1074792	3-69
1062273	2-65	1066919	3-35	1075003	2-13
1062434	3-27	1067151	3-35	1075240	2-39
1062578	2-3	1067350	3-37	1075276	2-7
1062651	2-39	1067353	2-9, 3-67	1075277	3-11
1062659	3-37	1067452	1-1, 3-41	1075278	2-31, 2-33
1062730	2-27	1067473	4-11	1075285	3-13
1062792	3-67	1067626	3-51	1075286	2-39
1062813	2-65	1067656	2-35, 2-39	1075287	2-25, 2-29
1062814	2-65	1067768	2-27	1075288	2-27
1062815	2-65	1067817	2-23	1075289	2-29
1063157	3-27	1067818	2-23	1075296	3-3, 3-5
10632-18	3-3	1067964	2-35	1076095	2-37, 3-33, 3-41
10632-2	3-5	1067974	3-79	1076122	3-41
1063230	3-17	1068004	2-25	10912	3-41
1063263	3-3	1068092	2-35	10917	4-10
1063326	3-43	1068147	2-13	11329	3-45
1063363	3-43	1068151	2-13	11398	3-47
1063373	3-67	1068277	2-39	11771	2-3
1063399	3-39	1068510	2-15	11772	2-3
1063416	3-47	1068622	3-77	11773	2-3
1063419	3-47	1068685	2-9	11777	2-3
1063445	3-39	1069269	3-9	11778	2-3
1063542	3-49	1069271	3-9	11780	2-3
1063579	2-9	1069291	3-11	11781	2-3
1063931	2-13	1069852	3-85, 3-89	1201428	3-67
1064019	2-7	1070108	3-85, 3-89	1201715	2-11

CROSS REFERENCE

Part Number	Page Number	Part Number	Page Number	Part Number	Page Number
1201731	2-11	19066	2-15, 3-3, 3-5	32491	2-9, 2-11, 2-23, 3-9, 3-41, 3-67, 3-79
1201997	3-87	19312	2-15, 2-17	32492	3-9, 3-13, 3-83
1202071	2-21, 4-5	19315	3-3	32493	2-41, 3-55
1204142	3-87	20170	3-51	32509	4-15
1204957	2-41	20802	3-79	32598	3-35
1205850	1-1, 2-41	20944	3-29	32716	2-27
1206722	2-17	20950	3-15, 3-21, 3-29	32720	3-45
1208622	2-11	20951	3-15, 3-17, 3-21, 3-23, 3-29	32746	2-3, 2-5, 3-79
1208625	2-11	20952	3-29	32980	3-51
1210807	2-11	21120	3-83	32982	2-15, 2-17, 2-21
1220186	2-5	21659	4-16	32984	2-17, 3-51
1220188	2-3	21661	4-16	33584	3-35
1220190	2-3	222027	2-23	33925	2-27
1220191	2-3	222158	3-51	33932	2-29, 3-29, 3-85, 3-89, 4-15
1220200	2-3	222210	2-23	33951	2-13
1220230	2-5	222260	2-23	35973	3-43, 3-45
1220231	2-5	222267	3-3	360352	3-9
1220232	2-5	222280	1-1, 2-19	360460	2-35
1220240	2-5	222290	2-13, 3-18	360801	3-49
1220243	2-5	222376	3-61	360917	2-23
1225904	2-13	222460	3-49, 3-59	360943	2-5
12267	3-49	222470	3-45, 3-47	361076	2-13
12269	3-43, 3-45	222473	2-19, 3-70	361144	1-1, 2-13
12312	2-15, 3-67, 3-79, 3-85, 3-89	222516	3-49	361339	3-43
12316	2-15, 3-35	222818	3-43	363162	1-1, 2-43
12333	2-35	222846	1-1	363301	2-43
12459	2-7	223065	2-11	364441	2-31, 2-33, 2-39
130155	3-71, 3-72, 3-73, 3-74, 3-75	223078	3-67	364614	3-39, 3-47
130773	3-5, 3-33, 3-87	223248	3-79	365164	2-27, 3-27
140015	2-7	223330	2-9, 3-67	367949	3-69
140145	3-55	223520	1-1, 2-25	369359	3-13
140154	3-79	223537	2-25	369371	3-83
140293	2-15, 3-27, 3-61	223595	3-67	369415	3-81
140626	3-49	223641	3-70	369435	3-83
140916	3-85, 3-89	223679	3-72, 3-74, 3-75	369462	3-83
14799	2-11	23446	3-15	369466	3-83
14838	2-3, 2-5	23683	3-55	369470	3-83
14884	3-35	24265	2-29, 3-29, 3-63	369481	3-83
150208	3-15	24299	2-3, 2-5	369496	3-83
150412	3-15, 3-21, 3-29, 3-61	24555	3-57	369781	3-49
15047	2-31, 2-33	24584	3-35	369795	3-47
150540	3-15, 3-17	24899	2-21	369796	3-47
150709	3-23	25005	2-17	370093	2-3
15522	3-45	25312	3-90	370095	2-3, 2-5
15539	2-3, 2-5	25887	3-43, 3-45	372874	4-3, 4-5, 4-7
15648	3-59	26428	2-11	372876	4-3, 4-5, 4-7
15675	2-9, 2-35, 2-39, 3-57	28010	2-29, 3-43	377084	3-3, 3-5, 3-7, 3-51
15678	2-9, 2-29, 2-37, 3-15, 3-33, 3-61	29558	3-49	377328	3-83
16411	1-1	29570	2-37, 3-33	377349	3-27
16412	1-1	30240	2-5	377364	2-25, 3-57
16735	2-11, 2-21, 3-67, 3-79	32408	3-45	377537	1-1
16879	3-63	32483	2-7, 2-9, 2-17, 2-19, 2-21, 3-3, 3-25, 3-31, 3-79	377538	1-1
16931	2-11, 3-83	32485	2-9, 2-11	377540	1-1
16953	3-67	32486	3-49	379013	2-5
17461	2-23	32490	2-11, 2-31, 2-33, 3-5, 3-83	381502	2-23
19064	3-15			382224	2-23
19065	3-51			382320	3-69
				383724	3-51

CROSS REFERENCE

Part Number	Page Number	Part Number	Page Number	Part Number	Page Number
385612	3-83	49186	3-23	76392	3-43, 3-45
385685	2-35	49263	2-37, 3-3	76426	2-37, 3-27, 3-33
386063	2-15, 2-31, 2-33	49266	3-3, 3-5, 3-85, 3-89	76888	3-11
386274	2-29	49694	2-43	769785	3-35
386299	3-55	49697	3-39, 3-85, 3-89	77488	3-55
386364	3-29, 4-16	49800	3-39	78840	3-27
386652	3-27	49891	2-37, 3-33	78841	3-27
386785	2-9	50544	2-27	78842	3-27
386810	3-25, 3-31, 3-51	50901	3-17	78950	4-10
386868	3-59	51225-1	2-23	78951	4-10
387431	2-23	51317	2-23	78952	4-10
390994	2-39	54333	2-25, 3-27, 3-35, 3-61	79273-2	3-27
391345	2-43	54400	3-49	80058	2-5, 3-43
391365	3-27	54660	3-83	80127	3-47
391433	4-10	55038	2-9	80134	2-19
392215	3-45	55094	3-83	80235	3-55
39277	3-9	55248	3-5	80487	3-55
39283	3-83	56166	3-59	81884	3-45
39311	2-11	57248	3-15, 3-17, 3-23	81919	3-47
39313	3-83	57598	3-39, 3-49	82226	2-13
393135	2-7, 3-29, 3-79	57702	3-13	82483	3-85, 3-89
39349	2-11, 2-17	578717	3-39	82829	3-3
394963	3-79	578856	4-15	82833	2-21
39658	2-15	579211	3-39	83415	2-19
39663	3-67	58078	3-83	86308	3-37
397644	2-35	58366	2-7, 2-27	86328	2-7
397779	3-45	58494	3-59	86379	2-17
397889	3-65	58670	2-15	86773	3-45
397918	2-3	59658	2-35	86866	2-9, 3-55, 3-79
397978	2-3	59861	2-23	86952	3-55
398500	3-35	600437	2-15	87419	2-5, 3-47
398501	2-13	601359	2-15	87435	2-19
398526	3-3	607775	4-15	89046	2-5
41140	2-17	611010	3-21	89047	2-5
41141	2-35, 2-39	611221	2-19	89048	2-5
41169	3-81	630146	2-39	89049	2-5
41178	3-41	63378	2-9	9001055	3-71
41185	3-45	63810	2-19, 2-27, 2-39, 3-27	9001056	3-72
41186	3-43, 3-57	63923	4-16	9001057	3-74
41189	3-27	64425	2-31, 2-33	9001062	3-73
41342	3-83	64743	3-35	9002021	1-1, 3-21
41359	3-79	67366	2-7	9003009	4-11, 4-12
41360	3-45	67767	3-61	9003517	4-8, 4-9
41362	3-45	68567	2-27	9006159	4-15
41430	3-9, 3-13, 3-41, 3-47	68872	3-70	9006268	4-15
41579	2-3, 4-15	68873	3-70	9006270	3-15, 4-15
41702	2-15	69234	2-21, 3-35	9006325	4-15
43454	2-9	70651	2-11	9007395	3-86
43555	3-15, 3-21	71579	2-7	9007853	1-1, 2-29
43844	3-15, 3-17, 3-21, 3-23, 3-29, 3-61	71607	2-31, 2-33	9007903	2-15
43952	2-17	73342	3-27	9007947	2-13
44906	2-23, 2-31, 2-33, 2-41, 3-55	73468	3-27	9007955	2-9
44961	3-21, 3-23	74455	3-5	9007966	2-11
46236	2-9, 3-67	75934	3-79	9008017	2-39
47701	2-39	75939	2-17	9008019	3-9
48749	3-45	76062	2-15	9008031	2-35
49162	2-9, 3-69	763025	2-9	9008033	3-67
49177	2-9, 3-67	763040	3-47	9008035	2-37
		763045	2-7, 3-79	9008037	3-33
		763149	3-37, 3-39	9008043	3-35

CROSS REFERENCE

Part Number	Page Number	Part Number	Page Number
9008047	3-37	9008716	4-3, 4-5, 4-7
9008052	2-39	9008718	4-3, 4-5, 4-7
9008061	3-11	9008719	4-3, 4-5, 4-7
9008067	3-13	9008720	4-3, 4-5, 4-7
9008069	3-7	9008737	3-57
9008089	1-1	9008738	2-35
9008090	1-1	9008740	2-13
9008094	1-1	9008741	2-9
9008115	3-35	9008742	2-39
9008135	3-5	9008743	2-39
9008139	3-3	9008744	2-13
9008142	3-91	9008756	2-15
9008143	3-91	9008758	4-12
9008144	3-91	9008816	2-43
9008145	3-91	9008822	2-43
9008146	3-91	9008823	2-43
9008147	3-91	9008848	4-11, 4-12
9008148	3-91	9008865	3-23, 4-12
9008149	3-91	9008884	4-11
9008155	3-37	9008885	3-21, 4-11
9008166	3-79	9009093	2-11
9008167	3-79	9009382	3-91
9008168	3-79	9009515	4-5, 4-7
9008182	3-39	9009597	2-11, 4-3
9008429	2-35	9009671	3-83
9008532	3-91	9009984	2-27
9008544	4-8, 4-9	9009990	3-85, 3-89
9008545	4-8, 4-9	9010085	3-85, 3-89
9008546	4-8, 4-9	9010086	3-85, 3-89
9008548	4-8	9010301	3-87
9008549	4-8, 4-9	9010937	2-41
9008550	4-8, 4-9	9011051	4-3, 4-5, 4-7
9008551	4-8, 4-9	9011053	4-9
9008552	4-8, 4-9	9011663	3-15
9008553	4-8, 4-9	9011872	2-21
9008554	4-8, 4-9	9011900	2-11
9008555	4-8, 4-9	9011916	2-29, 3-43
9008556	4-8, 4-9	9012321	2-29
9008557	4-8, 4-9	9012508	2-13
9008654	2-39	9012602	4-8, 4-9
9008655	2-37	9013931	2-25, 2-29
9008656	3-33	9013933	2-25
9008658	2-7	9013934	2-29
9008659	2-7	9013949	2-35, 2-39
9008660	3-29	9014290	3-41
9008661	2-9	9014662	2-5
9008662	2-9	9014664	2-5
9008663	3-77	9014666	2-3, 2-5
9008664	2-7	9014836	4-3, 4-5, 4-7
9008665	2-27	9015275	3-75
9008668	3-47	9016246	2-33
9008670	3-41	9016247	2-31
9008671	3-39	94877	2-41, 3-55
9008672	3-57		
9008673	3-21		
9008674	3-15		
9008675	4-3, 4-5, 4-7		
9008676	3-43		
9008678	2-35		
9008696	2-13		

PART DESCRIPTION TO PAGE NUMBER CROSS REFERENCE LIST

A

Actuator, 36vdc, 02.0strk, 0147lb, 2-41
 Actuator, 36vdc, 05.0strk, 0500lb, 2-23
 Actuator, 36vdc, 06.0strk, 0562lb, 3-49, 3-55
 Adapter, Swivel, 1.75, Abs, 3-37
 Alarm, Audio, 10-48vdc, W/ Shutter, 2-13
 Alarm, Backup, 12-48vdc, Adj, 3-3
 Angle, Battery, 2-19
 Angle, Keeper, Cable, 3-55
 Angle, Keeper, Shrd, Seat, 2-9
 Angle, Mtg, Antenna, Telem, 3-85, 3-89
 Angle, Mtg, Bmpr, 2-35, 2-39, 3-11
 Angle, Mtg, Clip, Prop Rod, 2-9
 Angle, Mtg, Hppr, 3-41
 Angle, Mtg, Pump, 3-27
 Angle, Mtg, Shrd, Seat, 2-9
 Angle, Mtg, Tank, 2-35
 Angle, Shrd, Battery, 3-79
 Angle, Sppt, Battery, 3-79
 Angle, Stil, Perforated .03 1.4 1.4 26.0l, 2-27
 Antenna, Telem, 70 In [Gprs], 3-85, 3-89
 Arm Kit, Sqge, Side, Lh, Afmkt, 2-33
 Arm Kit, Sqge, Side, Rh, Afmkt, 2-31
 Arm Wldt, Brush, 3-43
 Arm Wldt, Lift, 2-23
 Arm Wldt, Lower, Sba, 3-59
 Arm Wldt, Upper, 3-59
 Arm, Brush, Pre-Sweep, Idler, Lh, 3-45
 Arm, Flat, Stop, Battery, 0.31, 3-83
 Arm, Lift, Head, 2-23
 Arm, Lift, Sqge, 2-41
 Armrest, Rh, 3-67

B

Bag, Vacuum, Paper [1pick=1pkg], 1-1, 3-41
 Bar, Retainer, Battery, 3-79
 Bar, Rnd, Plstc, 0.31d 08.5l, 2-39
 Base, Module, Light, 3-3
 Battery, Wet, 06vdc 0235ah, 1-1, 2-19
 Battery, Wet, 06vdc 0360ah, 1-1
 Battery, Wet, 06Vdc 0360Ah, W/ Carton, 3-70
 Bearing [6003 2rs], 4-3, 4-5, 4-7
 Bearing Assy, W/ Shaft, 3-45
 Bearing, Ball [91962 2rs], 4-8, 4-9
 Bearing, Ball, 0.24b 0.51d 0.20w [2seal], 3-37
 Bearing, Ball, 0.59b 1.26d 0.35w[2seal], 3-45
 Bearing, Ball, 0.62b 1.38d 0.43w, 2-29, 3-43
 Bearing, Ball, 1.48B 2.38B 0.67W, 2-21
 Bearing, Ball, 2 Row 15Mmb 35 Mmd 15.9 Mmw, 2-29
 Bearing, Flng, 2hole, 0.75b, 2-11

Bearing, Flng, 2hole, 0.75b [Nyl], 2-11
 Bearing, Flng, 2hole, 1.25b, 2-11, 2-23
 Bearing, Journal, 0.75b 0.88d 0.75l, 2-11
 Bearing, Motor, Ele, 2-25, 2-29
 Bearing, Needle, 0.25b 0.88d 0.50w, 3-81
 Bearing, Pillowblock, 1.12b, 2-11
 Bearing, Split, 1.00b, 2-23
 Bearing, Steering, 4-3, 4-5, 4-7
 Bearing, W/ Collar, 0.75b 1.85d 1.06w, 3-43, 3-45
 Bellcrank, Lift, Sqge, 2-31, 2-33
 Belt Kit, W/ Tool, Replmt, 1-1
 Belt Kit, W/ Tool, Replmt (Set of 2), 2-29
 Belt, Drive, 2-29
 Belt, Drive, 7grv [7pj], 1-1, 3-43
 Blade Kit, Sqge, Linatex, Ci [T16], 1-1
 Blade Kit, Sqge, Rbr, Gum, Ci [T16], 1-1
 Blade Kit, Sqge, Ure, Ci [T16], 1-1
 Blade, Sqge, Front, 43.19l [Linard], 1-1
 Blade, Sqge, Front, 43.19l [Linard] (Standard), 2-43
 Blade, Sqge, Front, 43.19l, Gum, 1-1
 Blade, Sqge, Front, 43.19l, Gum (Option), 2-43
 Blade, Sqge, Front, 43.19l, Ure, 1-1
 Blade, Sqge, Front, 43.19l, Ure (Option), 2-43
 Blade, Sqge, Rear, Linatex, 1-1
 Blade, Sqge, Rear, Linatex (Standard), 2-43
 Blade, Sqge, Rear, Gum, 1-1
 Blade, Sqge, Rear, Gum (Option), 2-43
 Blade, Sqge, Rear, Ure, 1-1
 Blade, Sqge, Rear, Ure (Option), 2-43
 Blade, Sqge, Sba, Inner [Gum], 3-57
 Blade, Sqge, Sba, Inner [Linatex], 3-57
 Blade, Sqge, Sba, Inner [Ure 50d], 3-57
 Blade, Sqge, Sba, Outer [Gum], 3-57
 Blade, Sqge, Sba, Outer [Linatex Dual], 3-57
 Blade, Sqge, Sba, Outer [Ure 50d], 3-57
 Blade, Sqge, Side, Linatex, 1-1, 2-31, 2-33
 Blade, Sqge, Side, 25.10l Gum, 1-1, 2-31, 2-33
 Blade, Sqge, Side, 25.10l Ure, 1-1, 2-31, 2-33
 Bolt, Eye, M10 X 1.50 X 140mm, 13.00 Eye, 2-27
 Bolt, Shld, .41d X 0.35, M8 X 1.25, 3-35
 Boot, 90deg .50id .57id X .84id 1.0l, Blk, 2-21
 Boot, 90deg .50id 1.00id 2.50l, Red, 2-19
 Boot, Circuitbreaker, 2-15, 3-7, 3-18, 3-25, 3-31, 3-51, 3-65
 Boot, Terminal, Battery, 02-01Ga, Black, 3-70
 Boot, Terminal, Battery, 02-01Ga, Red, 3-70
 Boot, Terminal, Battery, 25.4mm, Blk, 2-19
 Bracket Wldt, Actuator, Sba, 3-55
 Bracket Wldt, Brg, 2-11

Bracket Wldt, Brush, Adj, Lh, 3-47
 Bracket Wldt, Brush, Adj, Rh, 3-47
 Bracket Wldt, Latch, 3-67
 Bracket Wldt, Lift, Head, Front, 2-23
 Bracket Wldt, Mtg, 2-15
 Bracket Wldt, Mtg [FaSt, T16], 3-21
 Bracket Wldt, Mtg, Actuator, 3-49
 Bracket Wldt, Mtg, Battery [Rlr], 3-81
 Bracket Wldt, Mtg, Chrgr, 3-77
 Bracket Wldt, Mtg, Headlight, 3-39
 Bracket Wldt, Mtg, Latch, 3-39
 Bracket Wldt, Mtg, Latch, Cover, 3-39
 Bracket Wldt, Mtg, Ohg, 3-49
 Bracket Wldt, Mtg, Sba, 3-59
 Bracket Wldt, Sqge, Body, Lh, 2-33
 Bracket Wldt, Sqge, Body, Rh, 2-31
 Bracket, Angle, Keeper, Cable, 3-49
 Bracket, Guide, Hose, 2-25
 Bracket, Keeper, Cable, 3-49
 Bracket, Mtg, 3-79
 Bracket, Mtg [Quantum Ec-H2o], 3-15
 Bracket, Mtg, Lift, 3-49
 Bracket, Mtg, Actuator, 2-41
 Bracket, Mtg, Bmpr, 2-35, 2-39
 Bracket, Mtg, Cable, 3-49
 Bracket, Mtg, Cover, Recvy Tank, 2-35
 Bracket, Mtg, Extinguisher, 3-90
 Bracket, Mtg, Hose, 2-35, 2-39
 Bracket, Mtg, Hsng, Fan, 2-37, 3-33
 Bracket, Mtg, Latch, 3-67, 3-79
 Bracket, Mtg, Latch, Keeper, 3-39
 Bracket, Mtg, Latch, Tank Cover, 3-69
 Bracket, Mtg, Ohg, 3-9
 Bracket, Mtg, Prop Rod, 2-9
 Bracket, Mtg, Pump, 3-29
 Bracket, Mtg, Shrd, Corner, 2-7
 Bracket, Mtg, Shrd, Frame, 2-7
 Bracket, Mtg, Shrd, Lh, 2-7
 Bracket, Mtg, Shrd, Rh, 2-7
 Bracket, Mtg, Tank, 2-7, 3-13
 Bracket, Mtg, Tank, Es, 3-29
 Bracket, Mtg, Tank, Front, 2-39
 Bracket, Mtg, Tank, Soltn, 2-39
 Bracket, Mtg, Tray, 2-9
 Bracket, Mtg, Valve, Water, 2-39
 Bracket, Protector, Float Switch, 2-35
 Bracket, Pump, 3-61
 Bracket, Pump, Soltn, 3-15, 3-21
 Bracket, Pump, Wand, Spray, 3-35
 Bracket, Retainer, 3-55
 Bracket, Retainer, Spring, 2-3, 2-5
 Bracket, Sppt, Brg, 2-11
 Bracket, Sppt, Shrd, 3-79
 Bracket, Sppt, Tank, Lh, 2-39
 Bracket, Sppt, Tank, Rh, 2-35
 Bracket, Sqge, Side, Hinge, 2-31
 Bracket, Sqge, Side, Hinge, Lh, 2-33
 Bracket, Stiffener, Hsg, 2-37, 3-33
 Bracket, Stop, Hinge, 3-39
 Bracket, Strainer, Pump, Es, 3-27
 Bracket, Telem [T16], 3-85, 3-89

CROSS REFERENCE

- Bracket, Valve, Large, 4-15
Brake, Rotor, 4-8, 4-9
Brake, W/Lever, Complt, 4-8, 4-9
Brush Assy, Carbon, Motor, Ele [1pc], 3-47
Brush Assy, Disk, Scb, 18.0D, Nylon
(Replaced by 1220191), 2-3
Brush Assy, Disk, Scb, 18.0D,
Polypropylene
(Replaced by 1220188), 2-3
Brush Assy, Disk, Scb, 18.0D, Super
Abrasive
(Replaced by 1220190), 2-3
Brush Assy, Disk, Scrubbing, 13.0D,
Nylon, 2-5
Brush Assy, Disk, Scrubbing, 13.0D, Nylon
(Replaced by 1220230), 2-5
Brush Assy, Disk, Scrubbing, 13.0D,
Polypropylene, 2-5
Brush Assy, Disk, Scrubbing, 13.0D,
Polypropylene
(Replaced by 1220231), 2-5
Brush Assy, Disk, Scrubbing, 13.0D,
Polypropylene Heavy Duty (Replaced
by 1220231), 2-5
Brush Assy, Disk, Scrubbing, 13.0D, Super
Abrasive, 2-5
Brush Assy, Disk, Scrubbing, 13.0D, Super
Abrasive
(Replaced by 1220232), 2-5
Brush Assy, Disk, Scrubbing, 18.0D,
Nylon, 2-3
Brush Assy, Disk, Scrubbing, 18.0D,
Polypropylene, 2-3
Brush Assy, Disk, Scrubbing, 18.0D, Super
Abrasive, 2-3
Brush Assy, Disk, Sweeping, 19.0D,
Polypropylene
(Replaced by 1220186), 2-5
Brush Assy, Disk, Swp, 19.0D,
Polypropylene, 2-5
Brush Hub Kit, Cyl, Rplmt [T16], 2-29
Brush Kit, Hub Assy, Drive, Ci [Hdpe In],
2-5
Brush Kit, Hub Assy, Drive, Ci [Hdpe], 2-5
Brush Kit, Hub Assy, Drive, Ci [Uhmw],
2-3, 2-5
Brush Kit, Motor, 2-25, 2-29, 2-37, 3-33,
3-41, 3-43
Brush Kit, Motor, 1052754, 3-57
Brush, Disk, Swp, 19.0d, Polypropylene
(Pre-Sweep), 2-5
Brush, Disk, Swp, 19.0d, Pyp
(Pre-Sweep), 3-47
Brush, Scb, 35l, 20sr, Heavy Duty
Polypropylene, 2-3
Brush, Scb, 35l, 20sr, Polyester, 2-3
Brush, Scb, 35l, 20sr, Super Abrasive, 2-3
Brush, Scb, 35l, 20sr, Polypropylene, 2-3
Brush, Swp, 24l, 06dr, Pyp, Spl
(Pre-Sweep), 2-5, 3-43
Brushholder, Motor, Ele, 3-47
Bumper Kit, Front, Ci [T16], 3-11
Bumper Wldt, Tube T16, 3-11
Bumper, Battery, 3-83
Bumper, Rbr, 1.0d 0.38th .25-20, 3-79
Bumper, Rbr, 1.5d 0.63 0.31h, 3-39, 3-47
Bumper, Rbr, 2.5d X 1.00, 3-83
Bumper, Rear, Lh, Afmkt [T16], 2-39
Bumper, Rear, Rh, Afmkt [T16], 2-35
Bumper, Sba, 3-63
Bumper, Ure, 2-23
Bumper, Ure, 1.50d 1.25l, 3-13
Busbar, .06 1.0W 1.4H 4.4L Relay, 2-17
Bushing, Flex, Ure, 2-41, 3-47
Bushing, Flng, 0.50b 0.59d 0.25l, 2-41
Bushing, Flng, 0.50b 0.59d 0.38l, 2-23,
3-59
Bushing, Flng, 1.00b 1.13d 0.75l, 3-59
Bushing, Sleeve, 0.63b 0.72d 0.38l, 2-31,
2-33
Bushing, Sleeve, 1.00b 1.13d 1.750l, Fgl,
3-35
- C**
- Cable Assy, 02ga .31ring /.31ring, 175a,
2-17, 2-19
Cable Assy, 06ga Red / Blk, 050a /175a,
3-72, 3-74, 3-75
Cable Assy, 10ga .25ring /.31ring, 050a,
2-17
Cable Assy, 2ga [T16 - Telemetry], 3-89
Cable Assy, 2ga, Telem [T16 Rollout], 3-85
Cable Assy, Battery, 02ga [Sb175], 3-79
Cable, 02ga 08.0l Red .31ring /.31ring,
2-19
Cable, 02ga 12.0l Red .31ring /.31ring,
2-19, 3-86
Cable, 06ga 16.0l Blk .25ring /.25ring, 2-17
Cable, 06ga 24.0l Brown .25ring /.25ring,
2-17
Cable, 06ga 52.0l Blk .25ring /.25ring, 2-17
Cable, 06ga 53.0l Brown .25ring /.25ring,
2-17
Cable, 2ga, Blk, Telem [T16], 3-85, 3-89
Cable, Charger Eu, Bc5 & Bc7, 3-75
Cable, Glv .06d 005.8l .26eye /.26eye, 2-9
Cable, Glv .06d 012.0l .26eye /.26eye,
3-13
Cable, Glv .13d 021.2l .50eye / M10, 3-49
Cable, Glv .13d 026.5l .50eye / M10, 3-49
Cable, Ss .09d 011.5l .50eye /.50eye, 3-59
Cable, Ss .13d 032.0l .2clevis /.50eye,
3-55
Cam, Adj, Brush [15.9Wb], 2-29
Cap, Battery, 2-19, 3-70
Cap, Brush, Motor, Ele, 3-47
Cap, Fill, Battery [Trojan], 3-87
Cap, Hub, Wheel, 2-21
Cap, Snap, 2.17d, 3-29
Capacitor, Plug [.01 Uf, 200v], 3-18
Cart Kit, Battery, R/O, Afmkt[T16], 3-83
Caster Assy, Swivel, 1-1, 2-41
Caster Assy, Swivel, Neoprene, 1-1, 2-41
Caster, Rigid, 5.0d X 2.0w, 4hole, 3-83
Caster, Swivel, 5.0d 2.0w, 4hole, Gray,
3-83
Casting, Aluminum, 4-3, 4-5, 4-7
Catch, Latch, Tank Cover, 3-69
Catch, Snap, Push, Mal, 3-37
Chain, Rlr, 35 X 35 Pitches, 2-11
Chain, Steering [T16], 4-3, 4-5, 4-7
Channel Wldt, Bmpr, Lh, 3-13
Channel Wldt, Bmpr, Rh, 3-13
Channel Wldt, Sppt, Steering, 2-11
Channel, .18, 27.8w 2.3 0.9l, 5/0.3h, 3-81
Channel, Lift, Head, Cyl, 2-27
Channel, Lift, Head, Rear, 2-23
Charger Kit, 36vdc 021a, 1ph, Ci [T]], 3-73,
3-74
Charger Kit, 36vdc 021a, 1ph, Domestic, Ci,
3-71
Charger Kit, 36vdc, 30a, Rollout, [Asia],
3-75
Charger Kit, 36vdc, Ci [Domestic/Export],
3-72
Charger, 36vdc 030a Wet Sb050g 230vac,
3-75
Charger, 36vdc 20a 100vac [Ob Jp], 3-77
Charger, 36vdc 20a 115vac [Ob Us], 3-77
Charger, 36vdc 20a 230/240vac [Ob Exp],
3-77
Circuitboard Kit, Mach, Afmkt, 2-15
Circuitbreaker, 02.5a, Resetable, 2-15, 3-3,
3-7, 3-18, 3-31, 3-51, 3-65
Circuitbreaker, 15.0a, Resetable, 3-25,
3-31, 3-51
Circuitbreaker, 15A, Resetable, 3-35
Circuitbreaker, 20.0a, Resetable, 3-51
Circuitbreaker, 25.0a, Resetable, 3-51
Clamp Wldt, Front, 3-57
Clamp Wldt, Rear, 3-57
Clamp Wldt, Retainer, Sqge, 2-43
Clamp, Cable, Nyl, 0.62d, Nat, 3-85, 3-89
Clamp, Cable, Ss, 1.12d X 0.38w, 1hole,
2-27
Clamp, Cable, Stil, 0.25d X 0.56w, 1hole,
2-9, 3-67
Clamp, Cable, Stil, 0.63d X 0.50w, 1hole,
3-35
Clamp, Cable, Stil, 0.63d X 0.75w, 1hole,
3-3
Clamp, Cable, Stil, 0.69d X 0.62w, 1hole,
3-61
Clamp, Cable, Stil, 0.9x1.8x0.62w, 1hole,
2-21
Clamp, Cable, Stil, 1.00d X 0.75w, 1hole,
2-21, 3-35
Clamp, Cable, Stil, 1.0x2.0x0.62w, 1hole,
2-7
Clamp, Cable, Stil, 1.25d X 1.00w, 1hole,
2-7, 2-27
Clamp, Cable, Stil, 1.50d X 0.75w, 1hole,
2-7
Clamp, Cable, Stil, 2.00d X 0.75w, 1hole,
3-15, 3-21
Clamp, Hose, Wir, .52 - .56, Yel, 4-15
Clamp, Hose, Wir, .63 - .66, Blk, 4-15

Clamp, Hose, Wormdrive, 0.25–0.62d, .31w, 3-15, 3-17, 3-21, 3-23, 3-29, 3-61
 Clamp, Hose, Wormdrive, 0.31–0.88d, .31w, 2-25, 3-27, 3-35, 3-61
 Clamp, Hose, Wormdrive, 0.56–1.06d, .56w, 2-19, 2-27, 2-39, 3-27
 Clamp, Hose, Wormdrive, 2.62–3.50d, 3-15, 3-21
 Clamp, Hose, Wormdrive, 3.25–4.00d, .50w, 2-35, 2-39
 Clamp, Hose, Wormdrive, 5.56–6.50d, .56w, 2-37, 3-33
 Clamp, Pivot, Link, 2-41
 Clevis, 0.31d X 0.75l, 2-31, 2-33
 Clevis, Adj, 0.38pin, M10x1.5, 3-49
 Clip, Circuitboard, 2-15
 Clip, Grip, Finger, 0.31–0.75d, Nk Pl, 3-15
 Clip, Grip, Rod, 0.49–0.63, Blk Plstc, 2-9
 Clip, Motor, Ele, 3-47
 Clip, Wire, Snap-In, .47d, 3-59
 Connector Kit, Tubing, 4-16
 Connector, Battery, 6ga 50a, Gray[2cont], 3-71, 3-72, 3-73, 3-74, 3-75
 Connector, Fem, 2cav, Mp280 Sealed, 4-10
 Contactor, 36vdc, 100a, Sp, No, 3-25, 3-31, 3-51
 Contactor, 36vdc, 200a, Spst, 2-15
 Control Box Assy Kit, Replmt, Telem[Can], 3-85, 3-89
 Control Box Assy Kit, Replmt, Telem[Usa], 3-85, 3-89
 Controller Kit, Ci [T16], 2-13
 Controller Kit, Replmt [Ec-H2o], 4-15
 Controller, Drive [T16], 2-13
 Controller, Propel, 36vdc 200a [Ac], 2-13
 Cord, Chrgr, Ele, Tj, 3-73, 3-74
 Cord, Extn, 16ga /3, 10ft [Sjt], 3-71, 3-72
 Cord, Power, 16/3, 15ft Blk [Us], 3-77
 Coupling, Sqge, 2-41
 Cover Wldt, Wire, 2-9
 Cover, Access, Fitr, 2-35
 Cover, Belt, 2-29
 Cover, Belt, Pre-Sweep, Afmkt [T16], 3-43
 Cover, Box, Connector, 4-8, 4-9
 Cover, Circuitboard W/Labels, Afmkt, 2-15
 Cover, Circuitboard W/Labels, Afmkt, Tj (Japan Only), 2-15
 Cover, Cooling Fan, 2-37, 3-33, 3-41
 Cover, Idler, 2-29
 Cover, Module, Light, 3-3
 Cover, Motor, 4-8, 4-9
 Cover, Motor, Afmkt [T16], 3-57
 Cover, Plstc, Hub, Alm, 4-8, 4-9
 Cover, Pocket, Afmkt [ec-H2O T16], 3-15
 Cover, Pocket, Afmkt [FaST T16], 3-21
 Cover, Pre-Sweep, Afmkt [T16], 3-39
 Cover, R/O Battery, Afmkt, 3-79
 Cover, Sba, Afmkt [T16], 3-47
 Cover, Tank, Rcvry, Afmkt [T16], 2-35
 Cover, Tank, Slnt, Armkt, Tj [ec-H2O T16] (Japan Only), 2-39

Cover, Tank, Slnt, Armkt, Tj [FaST] (Japan Only), 2-39
 Cover, Tank, Sltn, Afmkt [ec-H2O T16], 2-39
 Cover, Tank, Sltn, Afmkt [FaST T16], 2-39
 Cover, Wire, 3-79
 Crank Replacement Kit, 4-16
 Cuff, Adapter, 1.75 X 2.00, Pvc, 3-37

D

Device, Centering, Clip On, Tl [Gf Pp], 2-3, 2-5
 Diode, Ele, Plug, 2-13, 2-15, 2-17, 3-18, 3-25, 3-31, 3-35, 3-51
 Disc, Headlight, 2-7
 Disc, Pre-Sweep, 3-51
 Disk Assy, Pad, 18.0D (Replaced by 1220200), 2-3
 Disk, Driver, Pad, W/ Face, 13.0D, 2-5
 Disk, Driver, Pad, W/Face, 18.0D, 2-3
 Door, R/O Battery, Afmkt, 3-79
 Driver Assy, Pad 13.0D (Replaced by 1220243), 2-5
 Driver Assy, Pad, 13.0D, 2-5
 Driver Assy, Pad, 18.0D, 2-3

E

Ec-H2o Kit [Module C, Plumbing], 4-15
 Electrode, 5 Plate, High Flow, 4-15
 Electrode, Cylindrical, 4-15
 Extinguisher, Fire, 2.5 Lb Dry, 3-90

F

Fan, Vacuum, 5.7d, 036vdc, 3 Stage, 2-37, 3-33, 3-41
 Fan, Vacuum, 5.7D, 036Vdc, 3 Stage [Deu], 2-37, 3-33, 3-41
 FaST 365 2 Ltr, Detergent, 1-1, 3-21
 FaST 665 2 Ltr, Detergent, 1-1, 3-21
 FaST 965 2 Ltr, Detergent, 1-1, 3-21
 FaST Kit, Ci [Inj Rebltd, T3/Ss3, Lll], 4-12
 FaST Kit, Ci [Inj Rebltd, T7/Ssr/T16, lii], 4-11
 FaST Kit, Ci, Injector Filters[FaST li+], 4-11, 4-12
 FaST Kit, Injector, Ci [T3/Ss3 FaST lii], 4-12
 FaST Kit, Injector, Ci [T3/Ss3 FaST lii] (See Breakdowns), 3-23
 FaST Kit, Injector, Ci [T7/Ssr/T16 FaST3], 4-11
 FaST Kit, Injector, Ci [T7/Ssr/T16 FaST3] (See Breakdowns), 3-21
 FaST Kit, Seal, Injector, Ci [FaST lii], 4-11, 4-12
 Fastener, 09.00l [Hook & Loop], 2-37, 3-33, 3-77
 Fastener, 25.0 [Hook & Loop], 2-35

Filter, Panl, Dust, 2.0 X 06.1 X 07.6, 1-1, 2-35
 Filter, Soltn, 020mesh, Pm12 3.1d 02.6l, 2-39
 Filter, Soltn, 080mesh, Pm12 3.2d 08.0l, 3-15, 3-21, 3-29
 Filterbox Wldt, Pre-Sweep, 3-41
 Fitting Assy, Qdc, Pf04, 3-15
 Fitting Assy, Soltn, Bh, 2-39
 Fitting, Brs, E90, Bm06/Pm06, Short, 3-35
 Fitting, Brs, E90, Pf06/Pm06, Spcl, 3-35
 Fitting, Brs, Str, Bm08/Pm06 [Taped], 3-35
 Fitting, Brs, Str, Pf06/Pm12, 3-35
 Fitting, Brs, Str, Pm02, Plug [Skhd], 3-15
 Fitting, Brs, Str, Pm02/Pm02, 4-15
 Fitting, Brs, Tee, Pm04/Pf04/Pf04, Run, 3-23
 Fitting, Plstc, Body, Spray, Pf04, 3-15
 Fitting, Plstc, E90, Bm04/Pm04, Nyl, 3-15
 Fitting, Plstc, E90, Bm05/Pm02, Nyl, 4-15
 Fitting, Plstc, E90, Bm06/Bm06, 3-15, 3-17, 3-21, 3-23, 3-29
 Fitting, Plstc, E90, Bm06/Bm08, 3-61
 Fitting, Plstc, E90, Bm06/Pf08, Swivel, 3-21
 Fitting, Plstc, E90, Bm06/Pm04, Nyl, 3-15, 3-17, 3-23
 Fitting, Plstc, E90, Bm06/Pm06, 3-15, 3-21, 3-29, 3-61
 Fitting, Plstc, E90, Bm06/Pm06, Nyl, 3-15, 3-61
 Fitting, Plstc, E90, Bm10/Bm10, 3-27
 Fitting, Plstc, E90, Bm10/Pm08, 2-39
 Fitting, Plstc, E90, Bm10/Pm12, 3-27
 Fitting, Plstc, Pf12/Pf12, Bh, 3-27
 Fitting, Plstc, Pipe, Cap, Pf04, 3-21
 Fitting, Plstc, Rst, .38od / .13id, 3-17
 Fitting, Plstc, Str, Bm04, Cplg, Fem, 3-21
 Fitting, Plstc, Str, Bm04/Pm04, 3-17
 Fitting, Plstc, Str, Bm06/Bm06, 3-15, 3-21, 3-29
 Fitting, Plstc, Str, Bm06/Pm02, Nyl, 4-15
 Fitting, Plstc, Str, Bm06/Pm04, 3-15, 3-17
 Fitting, Plstc, Str, Bm06/Pm04, Nyl, 3-23
 Fitting, Plstc, Str, Bm08/Pm06, 3-35
 Fitting, Plstc, Str, Bm10/Bm10, 2-27, 3-27
 Fitting, Plstc, Str, Bm12/Pm12, 3-27
 Fitting, Plstc, Str, Pf12/Pf12, 3-27
 Fitting, Plstc, Str, Pm04, Cplg, Mal, 3-21
 Fitting, Plstc, Str, Pm04/Pm04, 3-15, 3-17
 Fitting, Plstc, Tee, Bm06/Bm06/Pf04, Br, 3-17, 3-23
 Fitting, Plstc, Tee, Pf04/Pf04/Pf04, 3-15
 Fitting, Plug, Pm06, Nyl, 2-39
 Fitting, Spcl, Pf04/Pf04/Pf04/Pf04, 3-17
 Fitting, Stil, Pm04/Pm02/Pm04/Pm02, Spcl, 3-15
 Fitting, Stil, Str, Bm06/Pm06, Swivel, 3-35
 Fitting, Swivel, .375 Npt, 3-35
 Flange, Brg, 1.9id 2h, 3-43, 3-45
 Flange, Lift, Torque, Arm, 2-23
 Flapper, Valve, Pump, Water, 3-27
 Frame Wldt [T16], 2-7

CROSS REFERENCE

Frame Wldt, Mtg, Rlr, 3-83
Frame Wldt, Pre-Sweep, 3-41
Frame Wldt, Sqge, 3-57
Frame, Cart, Battery [7200], 3-83
Frame, Sqge, Inner, 2-43
Frame, Sqge, Outer, 2-43
Fuse, 002a, 250vdc, Cartridge, 3-85, 3-89
Fuse, 100a, 0.88 2.4l, 125volt, 2-17
Fuse, 15a, Replmt, 3-77

G

Gasket, .25 1.88d 1.0id [Poron], 3-27
Gasket, .75, 03.94w 04.92l, Adh[Nitrile], 3-41
Gasket, .75, 03.94w 08.58l, Adh[Nitrile], 3-39
Gasket, Base, Module, 3-3
Gasket, Box, Fltr, 3-39
Gasket, Cover, Belt, 2-29
Gasket, Cover, Circuitboard, 2-15
Gasket, Cover, Fltr, 2-35
Gasket, Lh, 2-13
Gasket, Rh, 2-13
Gasket, Vacfan, 2-37, 3-33
Gasspring, 90lb, 3.9strk, 3-59
Grip, Handle, 3-83
Grip, Handle, Rnd, 3-83
Grip, Lock, 2-43
Grommet, Blind, 3-15, 4-15
Grommet, Mtg, Light, 2-7
Grommet, Pye, 0.37id, F/1.5h, .13 Matl, 3-29
Grommet, Rbr, .88id, F/1.3h, .19 Matl, 2-7
Grommet, Rbr, 0.62id, F/0.9h, .12 Matl, 3-5
Grommet, Rbr, 0.69ID, F/1.0H, .25 Matl, 3-3
Grommet, Rbr, 1.31id, F/1.6H, .12 Matl, 2-11, 3-51
Guard Kit, Sqge, Ci [T16], 3-13
Guard Wldt, Ohg, Top, 3-9
Guard Wldt, Sba, 3-63
Guard, Light, Revl / Strobe, 3-5
Guide, Sqge, Lh, 2-33
Guide, Sqge, Rh, 2-31

H

Handle Kit, Wand, Afmkt, 3-37
Handle Wldt, Battery Cart, 3-83
Handle, Door, 3-41
Harness Kit, Wire, Instmt Panl, Replmt, 2-11
Harness, Cable, Propel Motor [T16, Cw], 2-64
Harness, Cable, Propel Motor [T16], 2-59
Harness, Diagnostic [T16], 2-17
Harness, Ele, Telem [T16], 3-85, 3-89
Harness, Main, Ele [T16], 2-59, 2-64
Harness, Main, Controlboard[Ec-H2o 5cell], 4-15

Harness, Switch, Seat [7200], 2-9, 3-67
Harness, Swpr [T16], 3-53
Harness, Wire [Ec-H20, T16], 3-19
Harness, Wire, Adapter, 2-29
Harness, Wire, Alarm / Light [T16], 3-3
Harness, Wire, Light, Ohg [T16], 3-5
Harness, Wire, Propel Motor [T16], 2-59, 2-64
Head Kit, Pump, Water, Repair, 4-10
Head Wldt, Disk, 2-25
Head Wldt, Scb, Cyl, 2-27
Headlight, 12-48Vdc, 10Watt, Rnd Led, Ul, 3-7
Hinge Wldt, 3-79
Hinge, .25pin .12 4.0w 04.0l, 4/0.30h, 3-79
Hinge, .38pin .12 3.5w 12.0l, 5/0.38sl, 3-39
Hook Wldt, Latch, 2-29, 2-31, 2-33, 2-43, 3-57
Hook, Nozzle, Hd Pye, 3-35
Hopper Assy, Pre-Sweep, Afmkt [T16], 3-41
Hopper, Debris, Afmkt [T16], 2-27
Hopper, Pre-Sweep, Afmkt [T16], 3-41
Horn, 36vdc, 110dba, 2-7
Hose Assy, Drain, 2.00ld x 33.9L Blk, 2-35, 2-39
Hose Assy, W/2cuff, 1.8d 042l 1.8/1.8, 3-37
Hose Kit, Mtg, Brkt, T16, 2-35, 2-39
Hose Kit, Replmt [T16], 3-35
Hose, Afmkt, Pvc, Brd, 0.38id, 01ft, Clr, 3-15, 3-17, 3-21, 3-23, 4-15
Hose, Afmkt, Pvc, Brd, 0.38id, 02ft, Clr, 3-15, 3-21, 3-23, 3-29
Hose, Afmkt, Pvc, Brd, 0.38id, 03ft, Clr, 3-15, 3-17
Hose, Afmkt, Pvc, Brd, 0.38id, 08ft, Clr, 3-15, 3-17, 3-23, 3-29, 3-61
Hose, Afmkt, Pvc, Brd, 0.50id, 01ft, Clr, 3-61
Hose, Afmkt, Pvc, Brd, 0.50id, 08ft, Clr, 3-35
Hose, Afmkt, Pvc, Brd, 0.62id, 01ft, Clr, 2-39, 3-27
Hose, Afmkt, Pvc, Brd, 0.62ID, 02ft, Clr, 3-27
Hose, Afmkt, Pvc, Brd, 0.62id, 03ft, Clr, 3-27
Hose, Afmkt, Pvc, Brd, 0.75id, 01ft, Clr, 2-19, 3-27
Hose, Afmkt, Pvc, Clr, 0.25id, 01ft, 3-21
Hose, Afmkt, Pvc, Wir, 0.63id, 03ft, Cl, 2-27
Hose, Pvc, Brd, 0.31id 0.53od, 2ft, Clr, 4-15
Hose, Vacuum, 1.75id X 073.6l, 2cuff, 2-35
Hose, Water, Mold, 0.62id X 012.2l, 3-27
Housing Wldt, Battery, R/O [No Battery], 3-81
Housing Wldt, Brg, Pre-Sweep, 3-43
Housing Wldt, Pivot, 3-47
Housing Wldt, Sppt, 3-83

Housing, Body, Injector [FaST lii], 4-11, 4-12
Housing, Bottom, 4-15
Housing, Flng, Brg, 3-45
Housing, Fltr, Lower [FaST lii], 4-11, 4-12
Housing, Fltr, Upper [FaST lii], 4-11, 4-12
Housing, Sqge, Holder, Wheel, F/609648, 3-37
Housing, Upper, Module, High Flow, 4-15
Housing, Vacfan, Afmkt [T16], 2-37
Housing, Vacfan, Dual, Afmkt [T16], 3-33
Hub Kit, Idler, Brush, Replmt [T16], 2-29
Hub, Alm, 4-8, 4-9
Hub, Drive, Brush, Disk, 0.75b [6t], 2-25, 3-57
Hub, Drive, Brush, Disk, 3hole 5.8bc, 2-5
Hub, Drive, Brush, Disk, 3hole 5.8bc[6t], 2-3, 2-5

I

Insert, Venturi, Medium, [FaST lii], 4-11
Insert, Venturi, Small, [FaST lii], 4-12
Instr, Use&care, Wallchart [T16] (ONLINE ONLY), 3-91
Insulation, Acstc, 0.5, 06.6 X 15.8 C-0, 2-37, 3-33

K

Key, Ignition, Sgl, 1-1, 2-13
Key, Sq, 0.19 X 0.19, 0.75l, 2-29, 3-43, 3-45
Key, Sq, 0.19 X 0.19, 1.00l, 2-11
Key, Sq, 0.25 X 0.25, 1.00l, 2-25, 3-57
Key, Sq, 05mm X 05mm, 25mml, 2-29, 3-43
Keychain, Rectangle, Parts & Service, 2-13
Knob Assy, Star, 3.21d 5ear M12, 2-41
Knob Assy, Star, 3.21d 5ear M8, 3-45, 3-57
Knob, Star, 1.50d 0.88l 3ear M8x1.25 Fem, 3-45, 3-47

L

Label [User, Attention, Ec-H2o], 2-65
Label set, info/Hzd [T16], 2-65
Label, Circuitbreaker, 2-15
Label, Circuitbreaker, Panl, Ele, 2-13
Label, Direction [Ec-H2o], 4-15
Label, Hzrd, Flammable Matl, Na, 2-65
Label, Logo [T16], 2-65
Label, Logo, 04.4l White / TI [Es], 2-65
Label, Logo, 05.8l White / Hg [Tennant], 2-65
Label, Logo, 05.8l White / TI [Tennant], 2-65
Label, Logo, 06.1l White / TI [Fast], 2-65
Label, Logo, 08.0l White / TI [Tennant], 2-65
Label, Logo, 12.3l 4color [Ec-H2o], 2-65

Label, Logo, 14.9l 4color [Ec-H2o], 2-65
 Label, Model [T16], 2-65
 Label, Module [Nsf, Ec-H2o], 4-15
 Label, Opertnl, Console, Lh, 2-13
 Label, Opertnl, Console, Rh, 2-13
 Label, Opertnl, Vacuum Wand Handle, 3-37
 Label, Tag, Battery [HydroLink Watering], 3-87
 Latch, 2-29, 3-39, 3-67, 3-69, 3-79
 Latch, Cmpr, Yel Grip, 2-31, 2-33, 3-79
 Light Assy, Led, 3-3
 Light Assy, Pre-Sweep, Afmkt, 3-39
 Light Kit, Front, Ci [T16], 3-7
 Light Kit, Strobe, Ci [T16], 3-3
 Light Kit, Strobe, Ohg, Ci [T16], 3-5
 Light, Flsh, 12Vdc, Amb, Rwk, 3-3, 3-5
 Link, Chain, Rlr, 35, 2-11
 Link, Master, 4-3, 4-5, 4-7
 Link, Tensioner, Spring, 2-41
 Lip, Tray, Debris, 2-27
 Lock, Floor, 3-83
 Lock, Secondary, 2cav, Mp280 Sealed, 4-10

M

Magnet, Drive Brush, 2-9
 Manifold Kit, Sys, Water, Battery, Ci, 3-86
 Manifold, Bar, Spray, 33.7inch, 2-27
 Manifold, Detgt .25id, 3-23
 Manifold, Solt, 2-25
 Manifold, Solt, Sba, 3-61
 Manifold, Sys, Water, Battery, 3-86
 Manual, Oprtr [T16 Ele, Cn], 3-91
 Manual, Oprtr [T16 Ele, En, Na], 3-91
 Manual, Oprtr [T16 Ele, Es, Na], 3-91
 Manual, Oprtr [T16 Ele, Fr, Na], 3-91
 Manual, Oprtr [T16 Ele, Jp], 3-91
 Manual, Oprtr [T16 Ele, Ptb], 3-91
 Manual, Parts [T16 Ele, En, Na/Int], 3-91
 Manual, Service Info [T16 Ele, En], 3-91
 Mesh Assy, Cloth [T16 Cargo Net], 2-9
 Module Kit, Replmt [Ec-H2o], 4-15
 Module Kit, Replmt [Ec-H2o] (See Breakdowns), 3-15
 Molding, Afmkt, Trim, Pvc, .08 .11, 01ft, 2-7, 2-9, 2-15, 2-23, 2-27
 Molding, Afmkt, Trim, Pvc, .08 .11, 02ft, 3-77
 Molding, Afmkt, Trim, Pvc, .08 .11, 03ft, 2-27
 Motor Assy, Ac, Drive, Complt, 4-8, 4-9
 Motor, Ele, 36vdc 0.08hp 0068rpm Gear Lh, 3-47
 Motor, Ele, 36vdc 0.08hp 0068rpm Gear Rh, 3-47
 Motor, Ele, 36vdc 0320rpm 0.63hp Gear, 3-57
 Motor, Ele, 36vdc 0360rpm 1.00hp Gear, 2-25
 Motor, Ele, 36vdc 1750rpm 1.00hp 22.0a, 2-29, 3-43

Mount Wldt, Arm, 3-57
 Mount, Cable Tie, 3-5
 Muffler, Vacfan, 2-37, 3-33

N

Nozzle, Spray, Gun, 3-35
 Nut, Compression, 2.25-12, Abs, 3-37
 Nut, Hex, Flexlock, .31-18, 2-19
 Nut, Hex, Flng, M6 X 1.00, 3-63
 Nut, Hex, Flng, M8 X 1.25, 2-7, 2-11, 3-39, 3-47, 3-83
 Nut, Hex, Jam, .31-24, 3-51
 Nut, Hex, Jam, 1.12-12, 2-11
 Nut, Hex, Jam, M10 X 1.5, Ss, 2-27
 Nut, Hex, Lock, .25-20, Ni, 3-79
 Nut, Hex, Lock, .25-20, Ni, Ss, 3-81
 Nut, Hex, Lock, .31-18, Ni, Thin, 2-9, 3-59, 3-67
 Nut, Hex, Lock, #06-32, Ni, 2-17
 Nut, Hex, Lock, M10 X 1.5, Ni, 3-9, 3-13, 3-41, 3-47
 Nut, Hex, Lock, M10 X 1.5, Ni, Ss, 2-23, 2-27, 2-41
 Nut, Hex, Lock, M12 X 1.75, Ni, 3-43, 3-45
 Nut, Hex, Lock, M12 X 1.75, Ni, Ss, 2-27
 Nut, Hex, Lock, M3 X 0.50, Ni, Ss, 3-39
 Nut, Hex, Lock, M4 X 0.70, Ni, 2-9, 3-39
 Nut, Hex, Lock, M4 X 0.70, Ni, Ss, 2-29, 3-29, 3-85, 3-89, 4-15
 Nut, Hex, Lock, M5 X 0.80, Ni, 2-9, 3-3, 3-5, 3-41, 3-85, 3-89, 3-90
 Nut, Hex, Lock, M5 X 0.80, Ni, Ss, 2-27, 3-13, 3-15, 3-27, 3-35, 3-61
 Nut, Hex, Lock, M6 X 1.00, Ni, 2-9, 2-19, 3-35, 3-43, 3-45, 3-79, 3-85, 3-89
 Nut, Hex, Lock, M6 X 1.00, Ni, Ss, 2-7, 2-21, 2-25, 2-31, 2-33, 3-27, 3-41, 3-57
 Nut, Hex, Lock, M8 X 1.25, Ni, 2-11, 3-9, 3-35, 3-41, 3-43, 3-45, 3-49, 3-79, 3-83
 Nut, Hex, Lock, M8 X 1.25, Ni, Ss, 2-11, 2-23, 2-31, 2-33, 2-41, 2-43, 3-13, 3-29, 3-45, 3-47, 3-55, 3-59
 Nut, Hex, Std, .25-20, 2-15, 2-17
 Nut, Hex, Std, M10 X 1.50, Ss, 3-49
 Nut, Hex, Std, M12 X 1.75, 3-83
 Nut, Hex, Std, M3 X 0, 2-15, 3-15
 Nut, Hex, Std, m5 X 0.80, A2, Ss, 2-29
 Nut, Hex, Std, M6 X 1.00, 8, 3-79
 Nut, Hex, Std, M6 X 1.00, Brs, 2-17
 Nut, Hex, Std, M8 X 1, 2-43, 3-39, 3-47
 Nut, Hex, Std, M8 X 1.25, 2-11
 Nut, Hex, Std, M8 X 1.25, Ss, 2-25
 Nut, isolator, .25-20 Wall Th .187-.343, 2-35
 Nut, Low Crown, M10 X 1.5, Blk, 2-7, 3-11
 Nut, Retainer, .31-18 0.48d 0.20l, 3-59
 Nut, T, M10 X 1.50 X 0.62od X 0.5l, 2-43
 Nut, T, M10 X 1.50 X 15.80od X 13.0l, 2-31, 2-33

O

Ohg Kit, Ci W/ Hd Bmpr Or Pre-Sweep, 3-9

P

Pad, Buff, 13.0d, Red [1pick=1pad], 2-5
 Pad, Buff, 18.0d, Red [1pick=1pad], 2-3
 Pad, Polish, 13.0d, White [1pick=1pad], 2-5
 Pad, Polish, 18.0d, White [1pick=1pad], 2-3
 Pad, Rbr, 0.12 X 1.9 X 15.3, Adh, 2-9
 Pad, Scb, 13.0d, Blue, 2-5
 Pad, Scb, 18.0d, Blue [1pick=1pad], 2-3
 Pad, Stripping, 13.0d, Brown[1pick=1pad], 2-5
 Pad, Stripping, 18.0d, Blk [1pick=1pad], 2-3
 Pad, Stripping, 18.0d, Brown[1pick=1pad], 2-3
 Pad, Surf Prep, 13.0d [Mar, 1pick=1pad], 2-5
 Pad, Surf Prep, 18.0d [Mar, 1pick =1pad], 2-3
 Pad, Tank, Hyd [W/Psa], 3-23
 Paint, Airdry, Blk, 12oz, 1-1
 Paint, Airdry, Gray, 12oz [Enamel], 1-1
 Paint, Airdry, Iron Gray, 12oz[Pwd Coat], 1-1
 Paint, Airdry, Off-White, 12oz, 1-1
 Paint, Airdry, Teal, 12oz, Solid, 1-1
 Panel Kit, Console, Instmt, Replmt, 2-11
 Panel Wldt, Mtg, Contactor, 3-81
 Panel, Access, Pedal Assy, 2-13
 Panel, Console, Lh, 2-13
 Panel, Console, Rh, 2-13
 Panel, Ele, Ec-H20, Fast, Afmkt, 2-13
 Panel, Ele, Ec-H20, Fast, Afmkt, TJ (Japan Only), 2-13
 Panel, Ele, W/Labels, Afmkt, 2-13
 Panel, Ele, W/Labels, Afmkt, TJ (Japan Only), 2-13
 Pawl, Ratchet, 3-35
 Pawl, Str, 3-79
 Pedal Assy, Accelerator, Brake, 4-13
 Pedal Assy, Accelerator, Brake (See Breakdowns), 2-13
 Pedal, Brake, W/ Tread, 4-13
 Pedal, Foot, W/ Tread, 4-13
 Pedal, Propel, W/ Tread, 4-13
 Pin Wldt, Pivot, 3-59
 Pin, 0.63d, 02.0l [W/Cbore, M8 Screw], 2-43
 Pin, Axle, Brg, 3-37
 Pin, Clevis, 0.19d X 0.63l, 3-55
 Pin, Clevis, 0.37d X 1.00l, 2-31, 2-33
 Pin, Clevis, 0.37d X 1.50l, 3-49
 Pin, Clevis, 0.37d X 1.75l, 2-23
 Pin, Clevis, 0.37d X 2.25l, 2-23
 Pin, Clevis, 0.37d X 3.25l, 3-39, 3-49
 Pin, Clevis, 0.37d X 5.25l, 2-41

CROSS REFERENCE

Pin, Clevis, 0.50d X 1.25l, 3-83
Pin, Clevis, 0.50d X 2.25l, 2-41
Pin, Clevis, 0.50d X 3.00l, 3-55
Pin, Clevis, 0.50d X 3.50l, 3-49
Pin, Clevis, 0.50d X 6.00l, 2-23
Pin, Clevis, 0.62d X 2.12l, 2-23
Pin, Clevis, 0.75d X 1.69l, 3-83
Pin, Clevis, 0.75d X 5.50l, 3-83
Pin, Clevis, 10mmd X, 2-41, 3-55
Pin, Cotter, .094 X 0.50, 3-39, 3-49
Pin, Cotter, .125 X 1.00, 2-41
Pin, Cotter, Hair, 0.25d .125 Wir, 3-49
Pin, Cotter, Hair, 0.38d .072 Wir, 2-9, 3-55, 3-79
Pin, Cotter, Hair, 0.38d .093 Wir, 2-23, 2-31, 2-33, 2-41, 3-55
Pin, Cotter, Hair, 0.43d .079 Wir, 3-83
Pin, Cotter, Hair, 0.75d .148 Wir, 3-83
Pin, Dowel, 0.125d X 0.37l, Ss, 3-35
Pin, Hair, Cotter, 0.62d .120 Wir, 2-23, 3-47, 3-55
Pin, Hitch, .375d X 3.12l, Pl, 3-13
Pin, Roll, .250d X 2.00l, .250/.256, 3-47
Pin, Roll, .375d X 2.00l, .375/.382, 2-23
Pivot Wldt, Sba, 3-59
Plate, 4-3, 4-5, 4-7
Plate Assy, Orifice, 0.0065id, Blk, 4-12
Plate Assy, Orifice, 0.0090id, Natural, 4-11
Plate Wldt, Brg, 2-11
Plate Wldt, Deck, Sba, 3-57
Plate Wldt, Mtg, 3-35
Plate Wldt, Screen, Hppr, 3-39
Plate Wldt, Seat, W/Labels, Aftmkt, 2-9
Plate Wldt, Seat, W/Labels, Aftmkt, TJ (Japan Only), 2-9
Plate Wldt, Sppt, Brg, 2-11
Plate, Adapter, Brush, 3-47
Plate, Arm, Adj, 3-45
Plate, Arm, Prop, 2-35
Plate, Backing, Switch, 2-15
Plate, Clamp, Wire, 2-15
Plate, Cover, W/Label, Aftmkt, 2-35
Plate, Cover, W/Label, Aftmkt, TJ (Japan Only), 2-35
Plate, Door, Brush, 3-45
Plate, Frame, Mtg, Pre-Sweep, Lh, 3-41
Plate, Frame, Mtg, Rh, 3-41
Plate, Hold-Down, 3-45
Plate, Mtg, Bmpr, 2-35, 2-39
Plate, Retainer, 3-69
Plate, Retainer, Skirt, 3-41, 3-43
Plate, Seat, R/O Battery, Aftmkt, 3-79
Plate, Sppt, 2-23, 3-57
Plate, Step, 3-63
Plate, Stop, Hinge, 3-79
Plate, Washer, Bmpr, 3-63
Plug, Adapter, Port, 3-37
Plug, Drive, Brush, 2-29
Plug, Drive, Brush, Nyl, 3-43, 3-45
Plug, Hole, Rnd, 0.25h 0.43l, Brb, Nyl, 2-35, 2-39
Plug, Hole, Rnd, 0.38 H 1.0l, Brb, Nyl, 2-39

Plug, Hole, Rnd, 1.25h .03-.12, Blk Nyl, 3-11
Plug, Hole, Rt, Rocker Switch, .87 X 1.7, 2-13
Plug, Hole, Soltn Tank, Blk Pyu, 2-39
Plug, Idler, Brush [15.9Wb], 2-29
Plug, Orifice, 0.027, Ss [FaST li+], 4-12
Plug, Orifice, 0.041, Ss [FaST li+], 4-11
Pod Assy, Steering Wheel, Ci [T16], 2-11
Pulley, Cable, 1.5d Nyl, 3-49
Pulley, Guide, 4-3, 4-5, 4-7
Pulley, Tens, 4-3, 4-5, 4-7
Pump Kit, Fill, Battery, 3-87
Pump Kit, fill, Battery, 36vdc, Ci [Trojan], 3-87
Pump, Detgt, 36vdc (See Breakdowns), 3-29
Pump, Metering Solution, 4-16
Pump, Soltn, 36vdc, Impeller, 3-27
Pump, Soltn, Ele, 36vdc, 3-61, 4-10
Pump, Soltn, Ele, 36vdc (See Breakdowns), 3-15
Pump, Soltn, Ele, 36vdc, 45psi, 3-35
Pump, Soltn, Ele, 36vdc, 60psi [Deutsch], 3-21

R

Rail, Adj, Slide, Seat, 11.5l, 2-9, 3-67
Rail, Adj, Slide, Seat, 11.5l, W/ Latch, 2-9, 3-67
Reel Assy, Hose, 3-35
Relay, 36Vdc, 005A, Spdt no [Greenwich], 3-3
Replacement Kit, Bellows, 4-16
Resistor, 011.00ohm, 0040watt [5%], 3-15
Retainer, Blade, Sqge, 14.2l [1 Set = 2 Blades], 3-37
Retainer, Seal, Fltr, 2-35
Retainer, Shaft, Rlr, 3-83
Retaining, Ext, 1.00d, Basic, 3-35
Ring, Spacer, 2-25
Ring, Compression, 3-37
Ring, Mtg, Sqge, .38l, 2-43
Ring, Retaining, 4-8, 4-9
Ring, Retaining, Ext, 0.38d, [E-Ring], 3-57
Ring, Retaining, Ext, 0.59D, Basic, 2-29, 3-43, 3-45
Ring, Retaining, Ext, 0.75d, Hd, 2-11
Ring, Retaining, Ext, 1.12d, 2-11
Ring, Retaining, Ext, 1.25d, 2-23
Ring, Retaining, Ext, 1.375od, 2-21
Ring, Retaining, Int., 2-29, 3-43
Ring, Seal, 4-8, 4-9
Rivet, Blind, .125d X 0.54 X .25d, Alm, 3-69
Rivet, Blind, .188d X 0.53 X .62d, Alm, 2-27, 3-37
Rivet, Plstc, Circuitboard, 2-15
Rod Wldt, Prop, 2-9, 3-79
Rod, Thrd, 2end, M8x1.25/ M10x1.5 04.7l, 2-43

Rod, Thrd, Full, .25-20 01.5l, 2-15
Roller Assy, 1.90d 23.66l, Stil, 3-83

S

Screen, Pump, 3-29
Screw Kit, 4-8, 4-9
Screw, Btn, M5 X 1.0 X 12, Blk, 2-9, 2-13
Screw, Btn, M8 X 1.25 X 20, Blk, 2-7, 3-29, 3-79
Screw, Flt, Phl, 10-32 X 0.31, 4-15
Screw, Flt, Soc, M6 X 1.00 X 20, 10.9, 3-63
Screw, Flt, Soc, M6 X 1.00 X 25, Ss, 2-31, 2-33
Screw, Hex, .25-20 X 0.50, G5, 3-3
Screw, Hex, .25-20 X 0.50, NI, 2-15
Screw, Hex, .25-20 X 1.00, Ss, 2-35
Screw, Hex, .25-20 X 1.25, Ss, 3-81
Screw, Hex, .31-18 X 0.75, Sems, 3-67
Screw, Hex, .38-16 X 0.88, Ss, 3-13
Screw, Hex, .44-20 X 1.00, G5, 3-67
Screw, Hex, 06-20 X 0.38, Fmg/Ab, Pl, 3-27
Screw, Hex, M10 X 1.5, 2-11
Screw, Hex, M10 X 1.50 X 100, Ss, 3-11
Screw, Hex, M10 X 1.50 X 20, Ss, 2-31, 2-33, 3-57
Screw, Hex, M10 X 1.50 X 25, 8.8, 3-83
Screw, Hex, M10 X 1.50 X 25, Ss, 2-21, 2-23, 3-11, 3-59, 3-63
Screw, Hex, M10 X 1.50 X 30, 8.8, 3-9
Screw, Hex, M10 X 1.50 X 35, 9.8, Sems, 2-11, 3-41, 3-47, 3-49
Screw, Hex, M10 X 1.50 X 60, Ss, 2-23
Screw, Hex, M10 X 1.50 X 80, 8.8, 3-13
Screw, Hex, M10 X 1.50 X 90, Ss, 2-7
Screw, Hex, M12 X 1.75 X 40, Ss, 2-27
Screw, Hex, M12 X 1.75 X 50, Fl, 3-83
Screw, Hex, M12 X 1.75 X 60, 8.8, 3-43, 3-45
Screw, Hex, M4 X 0.70 X 50, Ss, 4-15
Screw, Hex, M5 X 0.80 X 10, Fl, 2-9
Screw, Hex, M5 X 0.80 X 12, 8.8, 2-15, 3-67, 3-79, 3-85, 3-89
Screw, Hex, M5 X 0.80 X 12, Ss, 2-39
Screw, Hex, M5 X 0.80 X 20, 8.8, 3-13, 3-77
Screw, Hex, M5 X 0.80 X 25, Ss, 2-15, 3-35
Screw, Hex, M6 X 1.00, 2-17, 3-25, 3-31, 3-79
Screw, Hex, M6 X 1.00 X 10, Fmg, 3-51
Screw, Hex, M6 X 1.00 X 100, Ss, 3-41
Screw, Hex, M6 X 1.00 X 110mm, Ss, 3-41
Screw, Hex, M6 X 1.00 X 12, Fmg, 3-5
Screw, Hex, M6 X 1.00 X 121, Fmg Ss, 2-27
Screw, hex, M6 X 1.00 X 16, 8.8, 2-21, 3-47
Screw, Hex, M6 X 1.00 X 16, Fmg, 3-43
Screw, Hex, M6 X 1.00 X 16, Fmg Ss, 2-39
Screw, Hex, M6 X 1.00 X 16, NI, Ss, 3-45

- Screw, Hex, M6 X 1.00 X 16, Sems, Ss, 2-11
- Screw, Hex, M6 X 1.00 X 16, Ss, 2-9, 2-29, 2-37, 3-15, 3-33, 3-61
- Screw, Hex, M6 X 1.00 X 20, 8.8, 2-9, 3-35
- Screw, Hex, M6 X 1.00 X 20, 9.8, Sems, 3-79, 3-85, 3-89
- Screw, Hex, M6 X 1.00 X 20, Fmg, 2-7
- Screw, Hex, M6 X 1.00 X 20, Ss, 2-7, 2-21, 2-25, 2-37, 3-33, 3-43
- Screw, Hex, M6 X 1.00 X 25, 8.8, 3-79
- Screw, Hex, M6 X 1.00 X 25, 9.8, Sems, 3-41, 3-79
- Screw, Hex, M6 X 1.00 X 25, Ss, 3-27, 3-41
- Screw, Hex, M6 X 1.00 X 30mm, Ss, 3-45
- Screw, Hex, M6 X 1.00 X 35, 8.8, 2-17, 2-19
- Screw, Hex, M8 X 1.25 X 100, 8.8, 2-7
- Screw, Hex, M8 X 1.25 X 100, Ss, 3-55
- Screw, Hex, M8 X 1.25 X 110, Ss, 2-31, 2-33, 2-39
- Screw, Hex, M8 X 1.25 X 12, Ss, 3-59
- Screw, Hex, M8 X 1.25 X 130, Ss, 2-23
- Screw, Hex, M8 X 1.25 X 16, 8.8, 2-11, 2-21, 3-67, 3-79
- Screw, Hex, M8 X 1.25 X 16, Ss, 2-9, 2-35, 2-39, 3-57
- Screw, Hex, M8 X 1.25 X 20, 8.8, 2-11, 3-83
- Screw, Hex, M8 X 1.25 X 20, Fmg, 2-7, 3-79
- Screw, Hex, M8 X 1.25 X 20, Ss, 2-7, 2-13, 2-29, 2-35, 2-37, 2-39, 3-33, 3-43
- Screw, Hex, M8 X 1.25 X 20, Ss, Sems, 2-7, 2-9, 2-29, 2-35, 2-39, 2-41, 3-3, 3-9, 3-13, 3-15, 3-21, 3-27, 3-29, 3-35, 3-39, 3-47, 3-57, 3-61, 3-67, 3-79, 3-81, 3-85, 3-89, 3-90
- Screw, Hex, M8 X 1.25 X 25, 8.8, 3-9
- Screw, Hex, M8 X 1.25 X 25, 9.8, Sems, 2-7, 2-19, 3-15, 3-21, 3-59, 3-77, 3-79, 3-81
- Screw, Hex, M8 X 1.25 X 25, Ss, 2-7, 2-13, 2-25, 2-29, 2-35, 2-39, 2-41, 3-29, 3-47, 3-55, 3-59
- Screw, Hex, M8 X 1.25 X 25, Ss, NI, 2-35
- Screw, Hex, M8 X 1.25 X 30, 9.8, Sems, 3-11, 3-41
- Screw, Hex, M8 X 1.25 X 30, Ss, 2-41, 3-59
- Screw, Hex, M8 X 1.25 X 35, 9.8, Sems, 2-15, 3-49, 3-83
- Screw, Hex, M8 X 1.25 X 35, FI, Ss, 2-25, 3-55, 3-59
- Screw, Hex, M8 X 1.25 X 35, NI, Ss, 2-35
- Screw, Hex, M8 X 1.25 X 40, 8.8, 3-83
- Screw, Hex, M8 X 1.25 X 40, 8.8, FI, 2-11
- Screw, Hex, M8 X 1.25 X 50, FI, Ss, 3-39
- Screw, Hex, M8 X 1.25 X 50, Ss, 2-43
- Screw, Hex, M8 X 1.25 X 70, Ss, 2-23
- Screw, Hex, M8 X 1.25 X 80, 8.8, FI, 3-47
- Screw, Pan, 06- X 0.38, F/ Plstc, 3-37, 3-39
- Screw, Pan, M5 X 0.80 X 30, Ss, 2-15, 3-27, 3-61
- Screw, Pan, M8 X 1.25 X 25, Blk, 3-63
- Screw, Pan, Phl, .31-18 X 1.00, G2, 2-9, 3-67
- Screw, Pan, Phl, 06-20 X 0.50, Fmg/Ab, 3-3
- Screw, Pan, Phl, 06-32 X 1.00, G1, 2-17
- Screw, Pan, Phl, 08-16 X 0.50, F/ Plstc, 2-9, 3-69
- Screw, Pan, Phl, 10-14 X 0.75, F/ Plstc, 2-5
- Screw, Pan, Phl, 10-14 X 1.00, F/ Plstc, 2-35
- Screw, Pan, Phl, 12-16 X 0.50, F/ Plstc, 3-69
- Screw, Pan, Phl, M3 X 0.50 X 10, 4.8, 3-39
- Screw, Pan, Phl, M3 X 0.50 X 12, 4.8, 3-15
- Screw, Pan, Phl, M3 X 0.50 X 20, 4.8, 2-15
- Screw, Pan, Phl, M4 X 0.70 X 10, 4.8, 2-9
- Screw, Pan, Phl, M4 X 0.70 X 10, Ss, 3-39, 3-85, 3-89
- Screw, Pan, Phl, M4 X 0.70 X 16, 4.8, 2-9, 3-85, 3-89
- Screw, Pan, Phl, M4 X 0.70 X 16, Ss, 2-29, 3-29, 3-63
- Screw, Pan, Phl, M4 X 0.70 X 35, Ss, 2-3
- Screw, Pan, Phl, M5 X, 2-27, 3-15, 3-17, 3-23
- Screw, Pan, Phl, M5 X 0.80 X 16, 4.8, 3-3, 3-5, 3-90
- Screw, Pan, Phl, M5 X 0.80 X 16, Tcut, Ss, 3-69
- Screw, Pan, Phl, M5 X 0.80 X 16, Tcut,Ss, 4-15
- Screw, Pan, Phl, M5 X 0.80 X 25, 4.8, 3-41
- Screw, Pan, Phl, M6 X 1.00 X 35, Ss, 2-3, 2-5, 3-79
- Screw, Pan, Phl, M8 X 1.25 X 20, Ss, 2-35
- Screw, Set, Soc, 08-32 X 0.25, NI, 3-43
- Screw, Set, Soc, 08-32 X 0.25, NI Ss, 2-29
- Screw, Set, Soc, M6 X 1.00 X 8, NI, 2-11
- Screw, Soc, M6 X 1.00 X 20, 12.9, 2-13
- Screw, Soc, M8 X 1.25 X 80, 12.9, 3-9
- Seal, Afmkt, Bulb, Dual, 0.30G, 02Ft, 2-35
- Seal, Afmkt, Bulb, Dual, 0.30G, 08Ft, 2-35, 2-39
- Seal, Afmkt, Bulb, Stre, 0.76, 0.93W, 02Ft, 3-41
- Seal, Afmkt, Wiper, 02Ft, 2-9
- Seal, Foam, 0.13 2.00w 12.0l, Adh, 2-7, 3-29
- Seal, Mitg, Vacfan, 2-37, 3-33
- Seal, Org, .125 X 01.13id [Nitrile], 3-35
- Seal, Rbr, Clsd, 0.375, 5.0d 2.5h, 3-41
- Seal, Rbr, Clsd, 0.75, 0.75w 05.5l Adh, 2-9
- Seal, Rbr, Clsd, 1.50, 2.00w, 2.75l, 3-77
- Seal, Wire, 14/16ga [Wp / Mp280 Sealed], 4-10
- Seat Kit, Dix, Ci [T16], 3-67
- Seat, Dix, W/ Armrests & Seatbelt, 3-67
- Seat, Std, 2-9
- Seat, Suspension [Michigan Model V-5200], 3-67
- Seatbelt, Retractable, 3-67
- Sensor, Capacitive, 3-27
- Sensor, Level, Liq, 14vdc 01a .62-11, 2-35
- Sensor, Position [Hall], 4-13
- Sensor, Press, 3 Psi, 8-30vdc, 2-39
- Shaft Assy, Steering [T16], 4-5, 4-7
- Shaft Kit, Steering, Replmt [T16], 2-11, 4-3
- Shaft Wldt, Lift, Tool, 2-23
- Shaft, Drive, 2-29
- Shaft, Drive, Pre-Sweep, Lrg Brg, 3-43
- Shaft, Idler, Brush, Main, 3-45
- Sheave, 07grv, 03.3pd 0.63b [P], 2-29, 3-43
- Sheave, 07grv, 1.22pd 0.55b [P], 2-29, 3-43
- Sheave, Idler, 015mmid, 2.44pd, 3-55
- Shield, Plug, Drive, 3-45
- Shroud Wldt, Battery, 3-79
- Shroud, Corner, Lh, Afmkt [T16], 2-7
- Shroud, Frame, Afmkt [T16], 2-7
- Shroud, Front, Afmkt [T16], 2-7
- Shroud, Seat, Afmkt [T16], 2-9
- Shroud, Seat, Chrgr, Afmkt [T16], 3-77
- Shunt, 050mv 250a, 3-85, 3-89
- Silicone Cap, afmkt [Ec-H20], 3-15
- Skirt, Neo, .18, 03.94w 24.57l, 05/ SI, 1-1, 3-41
- Skirt, Rbr, .06, 03.36w 24.12l, 05/ Hole, 1-1, 3-41
- Skirt, Rbr, .06, 04.25w 024.09l, 05/ SI, 1-1, 3-41
- Skirt, Rbr, .12, 03.75w 28.00l, 04/ SI, 1-1, 2-25
- Skirt, Rbr, .12, 03.75w 37.00l, 04/ SI, 1-1, 2-25
- Skirt, Rbr, .12, 09.46w 18.93l, 04/ Hole, 1-1, 3-43, 3-45
- Sleeve, 0.32b 0.50d 0.3l, 2cham, Ss, 3-49
- Sleeve, 0.40b 0.62d 1.5l, Cham, 2-23
- Sleeve, Fing, 0.32b 1.00/0.50d 0.6l, Ss, 2-41
- Sleeve, Nyl, 1.22id 35.0l, 2-21
- Sleeve, P/M 0.25 0.38D 0.8L, 2-17
- Sleeve, P/M, 0.25b 0.38d 0.3l, PI, 3-79
- Sleeve, P/M, 0.32b 0.44d 0 .1l [430ss], 2-9
- Sleeve, P/M, 0.32b 0.44d 0.2l [430ss], 2-35
- Sleeve, P/M, 0.32b 0.50d 0.3l [430ss], 3-49
- Sleeve, P/M, 0.32b 0.50d 0.5l [430ss], 3-49, 3-59
- Sleeve, P/M, 0.34b 0.63d 0.4l, Ss / Oil, 2-35
- Sleeve, P/M, 0.34b 0.63d 1.2l, Bnz, 2-43
- Sleeve, P/M, 0.51b 0.63d 0.3l, PI, 3-55
- Sleeve, P/M, Fing, 0.33b 0.75/0.50d 0.8l, 2-35
- Sleeve, Wheel, Sba, 3-57
- Spacer, Alm, 4-8, 4-9
- Spacer, Arm, Brush, 3-45

CROSS REFERENCE

Spacer, Battery, 0.75 X 3.0 X 21.0, 2-19, 3-70
Spacer, Battery, Foam, 1.75 X 4.8 X 7.0, 2-19
Spacer, Battery, Foam, 2.00 X 2.0 X 11.0, 2-19
Spacer, Brg, 2-29, 3-43
Spacer, Idler .25 Lg, 3-55
Spacer, Latch, Fltr, 2-9
Spacer, Rnd, 2-23
Spacer, Sqge, Neo, 3-57
Spray Hose Kit, Ci [T16], 3-35
Spring, Cmpr, 0.98od .13wir 01.3l, Ss, 2-43
Spring, Cmpr, 1.10od .17wir 02.5l, Pl,Mw, 2-23
Spring, Extn, 0.35od 0.05wir 02.8l, 4-13
Spring, Extn, 0.50od 0.07wir 03.0l, 4-13
Spring, Extn, 0.62od 0.08wir 03.0l, 2-31, 2-33
Spring, Extn, 1.13od 0.13wir 04.50l, 3-59
Spring, Extn, 1.26od 0.18wir 03.4l, 2-41
Spring, Retaining, Brush, 2-5
Spring, Tors, 0.55id .05wir 04.0coil, 4-13
Spring, Wir, 0.16d, Brush Retaining, 2-3, 2-5
Sprocket, Steering, 0.75b, 2-11
Sprocket, Steering, 1.12b, 2-11
Squeegee Assy, Rear, Gum, Aftmkt [T16] (Option), 2-43
Squeegee Assy, Rear, Linatex,Aftmkt[T16] (Standard), 2-43
Squeegee Assy, Rear, Ure, Aftmkt [T16] (Option), 2-43
Squeegee, Hand, 3-37
Stabilizer Wldt, Str, 2-7
Stand-Off, Wir, M6, Insulator, Panel, 2-15
Steer-Control Assy, Wheel Drive, 4-3, 4-5, 4-7
Steer-Control Assy, Wheel Drive (See Breakdowns), 2-21
Steer-Control Assy, Wheel Drive (See Breakdowns)
(Replaced by 9010159), 2-21
Steering Shaft Assembly, 2-11
Strainer, Soltn, 20mesh, Cyl, 3.5d 09.5l, 3-27
Strap Assy, Sqge, Side, 2-31, 2-33
Strap, Mtg, Sensor, 3-27
Strap, Retainer, Handle, 3-37
Strap, Static, W/Grommet, .19 1.1w 25.0l, 2-7
Strip, Retainer, Skirt, Front, 2-25
Strip, Retainer, Skirt, Front, Lh, 2-25
Stud, Ball, .39d .31-16, Gasspring, 3-59
Support Wldt, Hsng, Battery, 3-79
Switch, Ignition [Merit GmbH], 2-13
Switch, Press, 25 Psi, Pm02, 3-15
Switch, Rocker, Dpdt, On / None / On, 2-13, 3-35
Switch, Rocker, Dpst, On / None / On, 3-65
Switch, Rocker, Pgrsv, 3-3, 3-5, 3-7, 3-51

Switch, Rocker, Spst, Mom, 4-15
Switch, Safety, Shutoff, 2-13
Switch, Seat, No [Delta 6500-02], 2-9
Switch, Seat, No [Delta 6500], 3-67
Switch, Snap, 15a, Rlr, 2-15

T

Tank, Recvy, Rm-Cptl, Trimmed [T16], 2-35
Tank, Soltn, Es, Afmkt [T16], 3-29
Tank, Soltn, Rm-Cptl, Trimmed [T16], 2-39
Terminal, Fem, Mp280, Sealed, 18-16ga, 4-10
Tie, Cable, Nyl, 07.3l .19w 1.8 Max D, 3-3, 3-5, 3-85, 3-89
Tie, Cable, Nyl, 11.0l, .14w, 3.0 Max. D, 3-5, 3-33, 3-87
Tie, Cable, Nyl, 11.4l .19w 3.0 Max D, 2-37, 3-3
Tie, Cable, Nyl, 14.5l .30w 4.0 Max D, 3-21, 3-23
Tire Assy, Solid, 300mm X 100mm, Ure, 2-21
Tire Kit, Puller, 4-8, 4-9
Tool, Installation, Belt, 1-1, 2-29
Tray Kit, Debris [T16], 2-27
Tray, Battery [Quantum], 2-19
Tray, Console, Afmkt [T16], 2-9
Tray, Debris, 11.0l, 2-35
Tread, Non-Skid, Step, 06.5w 16.3l, Sba, 3-63
Tube Assy, Float, 42.0 L, 2-39
Tube Wldt, Arm, Brush, Side, 3-47
Tube Wldt, Ohg, Lh, Pntd, 3-9
Tube Wldt, Ohg, Rh, Pntd, 3-9
Tube, 0.25id 0.52od 03.2l, Stl, 3-41
Tube, 0.25id 0.52od 03.4l, Stl, 3-41
Tube, 0.30id 0.40od 01.0l, Stl, Pl, 3-85, 3-89
Tube, 0.34id 0.62od 00.2l, Stl, 3-9
Tube, 0.51id 0.74od 01.4l, Stl, Pl, 3-43, 3-45
Tube, Column, Steering, 2-11
Tube, Guard, 3-13
Tube, Water, Battery, 36vdc [Trojan], 3-87
Turnbuckle Replmt, Afmkt, 2-41

V

Vac Wand Kit, Ci [T16], 3-37
Vacfan Kit, Dual, Ci [T16], 3-33
Vacfan Kit, Sgl, Ci [T16], 2-37
Valve Kit, Check, Pump, Water, 3-27
Valve Kit, Pump, 4-16
Valve, Check, 0002psi [FaST li+], 4-11, 4-12
Valve, Check, 0005psi [FaST li+], 4-11, 4-12
Valve, Check, 0005psi Bm06/Bm06, 3-21, 3-23
Valve, Check, 0030psi Pm04/Pf04, 3-15

Valve, Check, Pump, Water, 3-27
Valve, Reg, Water, 3-86
Valve, Solenoid, 0.25" Orifice, 24vdc, 4-15
Valve, Water Solenoid, 36Vdc
Bm12/Bm12, 2-39
Valve, Water, Solenoid, 36vdc 6.0mm
Pf04, 3-17, 3-23
Valve, Water, Solenoid, 36Vdc
Bm10/Bm10, 3-61
Video, Oprtr, Dvd [T16], 3-91

W

Washer Flat,0.50,Sae, 3-49
Washer, Belleville, .31 Ss, 2-25, 2-29
Washer, Flat, .19b .50d .06, Alm, Blind, 3-37
Washer, Flat, 0.12b 0.38d .03, Pl, 3-37
Washer, Flat, 0.16b 0.38d .05, Pl, 06, 3-15
Washer, Flat, 0.19b 0.44d .05, Pl, 08, 3-51
Washer, Flat, 0.19b 0.50d .03, Stl, Blk, 2-13
Washer, Flat, 0.25, Fendr, 3-41
Washer, Flat, 0.25, Sae, 2-7, 2-9, 2-17, 2-19, 2-21, 3-3, 3-25, 3-31, 3-79
Washer, Flat, 0.25, Std, 2-11, 2-31, 2-33, 3-5, 3-83
Washer, Flat, 0.25b 0.47d .06, Brs, 2-17
Washer, Flat, 0.25b 0.56d .05, Pl, 10, 2-15, 3-3, 3-5
Washer, Flat, 0.25B 1.12D .12, Ss, 2-15, 2-31, 2-33
Washer, Flat, 0.27b 0.69d .05, Ss, 2-3, 2-5, 2-7, 2-9, 2-21, 2-25, 2-29, 2-35, 3-15, 3-41, 3-43, 3-77, 3-79, 3-81
Washer, Flat, 0.28b 1.00d .06, Stl, 2-37, 3-33
Washer, Flat, 0.28b 1.00d .06, Stl, Blk, 3-45
Washer, Flat, 0.31, Sae, 2-11, 2-17
Washer, Flat, 0.31, Std, 2-9, 2-11, 2-23, 3-9, 3-41, 3-67, 3-79
Washer, Flat, 0.31b 0.67d .07, Stl, Blk, 3-9
Washer, Flat, 0.32b 1.00d .12, Ss, 2-7, 2-23, 2-25, 2-29, 2-35, 2-37, 2-39, 2-41, 2-43, 3-33, 3-39, 3-45, 3-47, 3-49
Washer, Flat, 0.33B 1.38D .08, Ss, 2-23
Washer, Flat, 0.34b 0.69d .06, Nyl, 2-9
Washer, Flat, 0.38, Sae, 2-9, 2-11
Washer, Flat, 0.38, Std, 3-9, 3-13, 3-83
Washer, Flat, 0.38B 0.88D .08, Ss, 2-7, 2-9, 2-13, 2-25, 2-29, 3-13, 3-29, 3-43, 3-47, 3-49, 3-55, 3-57, 3-59, 3-79
Washer, Flat, 0.44b 0.88d .06, Nyl, 2-41
Washer, Flat, 0.44b 1.00d .08, Ss, 2-21, 2-23, 2-31, 2-33, 2-41, 3-11, 3-57, 3-63
Washer, Flat, 0.45b 1.00d .12, Ss, 3-67
Washer, Flat, 0.50, Std, 2-41, 3-55
Washer, Flat, 0.50b 1.00d .38, Stl, Pl, 3-55
Washer, Flat, 0.52b 1.25d .06, Nyl, 3-55

Washer, Flat, 0.66b 2.50d .19, Ss, 3-47
Washer, Flat, 0.91b 1.38d .06, Stl, Pl, 2-13
Washer, Flat, 08, Ss, 2-3, 4-15
Washer, Flat, 1.02b 1.75d .12, Stl, 3-35
Washer, Flat, 10, Ss, 2-39, 3-13, 3-15,
3-17, 3-23, 3-27, 3-29, 3-35, 3-61,
3-85, 3-89
Washer, Flat, Belleville, .25, 3-45
Washer, Flat, Belleville, .31, 3-43, 3-57
Washer, Flat, Belleville, M6, 3-47
Washer, Lock, Int-Ext, 0.25, 2-17
Washer, Lock, Int-Ext, 0.31, 2-35, 2-39
Washer, Lock, Int, 0.25, 2-15, 2-17, 2-21
Washer, Lock, Int, 0.31, 2-17, 3-51
Washer, Lock, Int, 0.31, Ss, 2-17
Washer, Lock, Int, 0.88, Pl, 2-13
Washer, Lock, Int, 04, 2-15
Washer, Lock, Int, 10, 3-51
Washer, Lock, split, 0.31, Ss, 2-7
Washer, Retainer, Spring, 3-35
Washer, Sealing, 0.28b 0.75d Ss, Neo,
2-37, 3-27, 3-33
Washer, Thrust, 0.34b 1.00d .06 [Garlok],
3-59
Washer, Thrust, 0.41b 1.50d 0.25w, 3-59
Washer, Thrust, 0.61b 1.25d .06, Fgl, 2-31,
2-33
Washer, Thrust, 0.79b 1.42d 0.06[Garlok],
2-11
Washer, Thrust, 1.81b 2.93d .06w, Plstc,
2-41
Washer, Thrust, 50.0b 110.0d 0.79w, 3-35
Washer, Thrust, Plstc 1.02b 1.38d, 3-35
Washer, Flat, M12, Ss, 2-27
Wheel Assy, Drive, 4-8, 4-9
Wheel Assy, Drive (See Breakdowns), 2-21
Wheel Assy, Drive (See Breakdowns)
(Replaced by 9010158), 2-21
Wheel, 04.0d 0.89w 0.64b, 1-1, 2-43
Wheel, 04.0d 2.56w 0.41b, 2-7
Wheel, 05.0d 2.00w 0.75b, Gray, W/ Bshg,
3-57
Wheel, Pyu, [300x100 Blue], 4-8, 4-9
Wheel, Pyu, [300x100 Red], 4-8, 4-9
Wheel, Steering, 14.4d, 2-11
Wire, Tie [W/.25" Fir Tree Clip], 2-11